

Top ten tips for staying safe online

Your emails

1



Never send credit card information in emails

2



Hover over links in emails before clicking to check the destination and that it appears legitimate

Your accounts

3



Make sure you log out of websites when using a shared computer

4



Be careful who you share personal details or data with online

5



Use a passphrase instead of a password


Your browsing

6




When visiting secure websites always check that the padlock symbol displayed is not 'open'

7



Be careful what you browse when on a public network

8



Check the privacy settings on your social networks so you know who is seeing your information


Your computer

9



Always have up-to-date anti-virus software installed and running

10



Ensure your browser and any plugins have the latest security updates applied