

Keylite Keyboard Switches



- Long Life
- Gold and silver plated contacts
- Snap-action, definite tactile feel
- Momentary or latching action
- Choice of key colour
- Suitable for CMOS and digital circuitry
- Up to two LED's
- Anti-solder creepage lugs
- Choice of key design
- Interchangeable keys
- Marking available

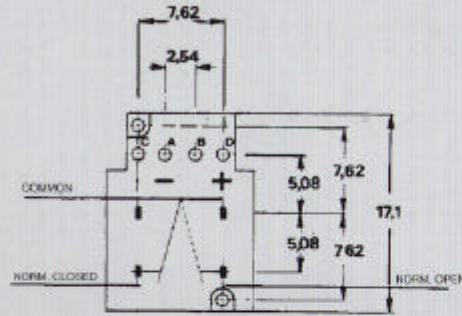
— NSF —

Mounting Circuitry

LED Mountings

Standard

- a) 1 LED Holes A (-) and B (+) (Narrow Leg)
- b) 2 LED's Holes C (+) and A (-)
Holes B (-) and D (+)



NON STANDARD MOUNTING TO SPECIAL ORDER ONLY



- a) 1 LED Holes C (-) and D (+) (Wide Leg)

Switch Mounting

Minimum distance between centres.
Horizontal - 12.7 for narrow buttons
17.8 for broad buttons.
Vertical - 17.8 for all buttons

Panel Cut-out


Standard keys
Stepped key
Swept key
Sloped key





Paddle keys



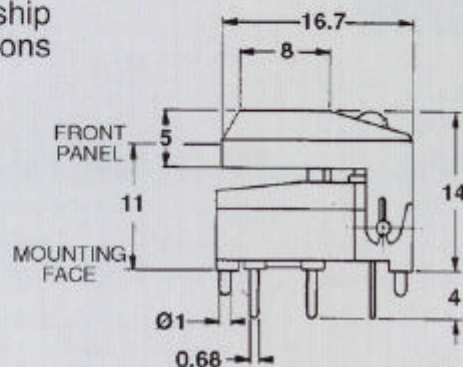
Illuminated lever keys



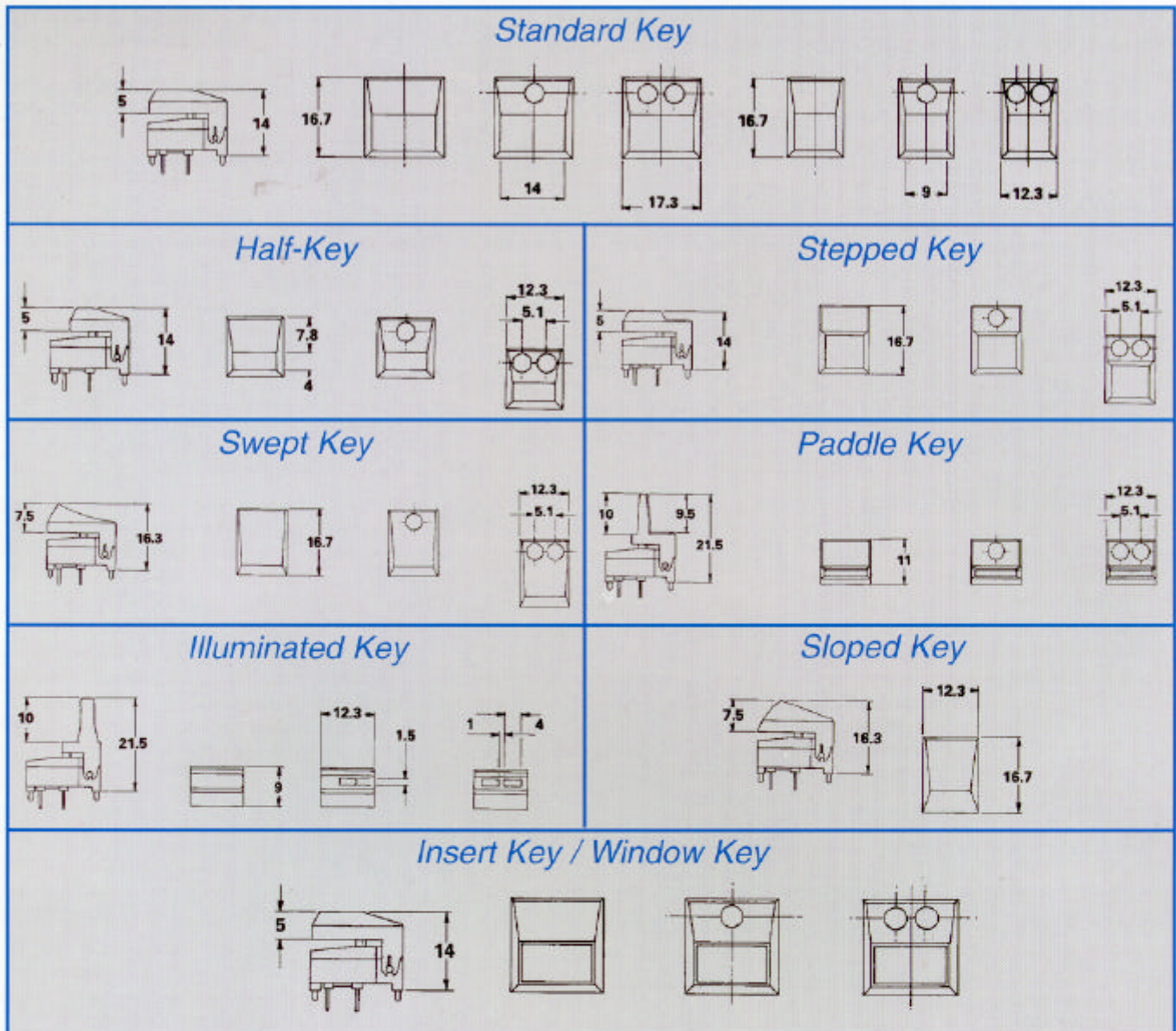
Standard 1/2 keys with back to back variation



Panel/PCB Relationship
All keylite key variations



Dimensions



Specifications

Electrical

Actuation: Single pole changeover, momentary or alternate action.

Terminations: Printed circuit pins.

Ratings: Switch; standard 10mA 24Vdc.

Contact resistance: Initial; 50 milliohms maximum.

Insulation resistance: 10^9 Ohms minimum.

Mechanical

Key width: Narrow (12mm); broad (17mm).

Key colours: Standard, black; variations.

Operating force: 2N (7.2 oz) maximum.

Total key travel: 2.5mm (.098") maximum.

Contact travel: 1mm (.039") minimum.

Contact bounce: Typical, 1m/s.

Life-typical: 5×10^6 operations at rated load (silver, 1.5×10^6).

Ambient temperature range: -25 to 85°C.

Mounting method: Direct soldering onto standard matrix printed circuit board with levelling facilities.

Materials

Contacts: Standard; gold plating over silver plated brass; alternative silver plated available.

Housing: Glass filled nylon.

Key: ABS

Marking: Available to order.

LED's

Colour: Red Green Yellow

Maximum ratings

Forward current: 30mA 20mA 30mA

Forward voltage: 3.0@10mA 3.0@20mA 3.0@10mA

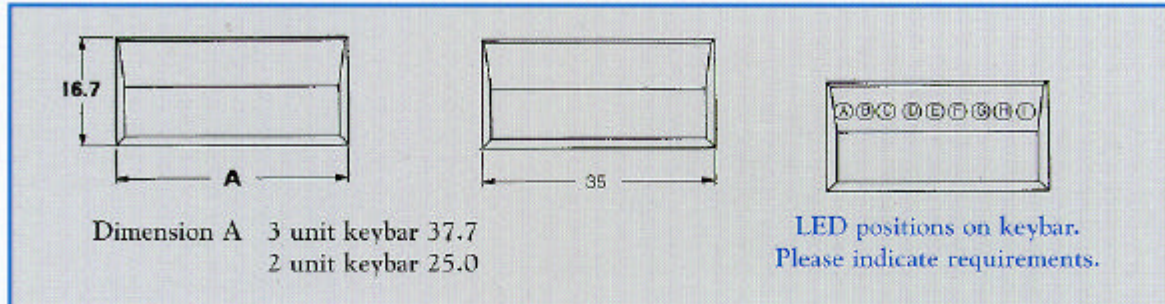
Intensity (Typical): 2.0mcd@ 10mA 1.5mcd@ 20mA 2.0mcd@ 10mA

Bring a new dimension to your keyboards with coloured inserts

Based upon the existing key with a transparent window, these inserts are moulded in standard colours for colour coding or visual effect. As illustrated on the front cover.

Easily fitted to the key, they can just as easily be changed for another colour. Coloured inserts can also be marked with customers' legends to specification.

Keybars and switch bases



Item	Contact Plating	To Cover	Part No.
Keybar	-	3 units x K12	623324
Keybar	-	2 units x K12	623328
Keybar	-	2 units x K17	623329
Base	Gold	-	623406
Base	Silver	-	623406/3
Base dummy	-	-	623406/2

Please specify position of LED holes when required, from sketch above.

When required, keybars and switch bases are supplied loose.

The keybar is supported at each end by a switch base assembly.

This can be 2 switching bases or 1 switch and 1 dummy base.

Ordering Codes

Basic Switch Type - Key Style - LED requirement - LED positioning & Colour - Key colour - Marking

623300	Momentary Action Gold Plated Contacts
623327	Momentary Action Silver Plated Contacts
623344	Alternate Action Gold Plated Contacts
623408	Alternate Action Silver Plated Contacts

0. No LED
1. 1 LED
2. 2 LED'S

0. No LED or 1 LED
1. Red Left
3. Yellow Left
5. Green Left

0. No LED or 2 LED'S
1. Red Narrow Legs
2. Red Wide Legs
3. Yellow Narrow Legs
4. Yellow Wide Legs
5. Green Narrow Legs
6. Green Wide Legs

0. No LED or 1 LED
1. Red Right
3. Yellow Right
5. Green Right

01. BLACK
02. WHITE
03. GREY
04. GREEN
05. ORANGE
06. RED
07. BLUE
08. YELLOW
09. BROWN
10. BEIGE

0. No Marking
1. Marking Required
(Please Specify)

00. 12mm Std Key	25. 17mm Stepped Key	41. 17mm Std Insert Key BLACK*†	46. Insert Key RED*†
01. 1/2 Key*	30. 12mm Paddle Lever*	42. Insert Key WHITE*†	47. Insert Key BLUE*†
05. 17mm Std Key	31. 12mm Illum. Lever*	43. Insert Key GREY*†	48. Insert Key YELLOW*†
06. 17mm Std Re-legendable*	32. 12mm Swept Key*	44. Insert Key GREEN*†	49. Insert Key BROWN*†
20. 12mm Stepped Key	33. 12mm Sloping Key*†	45. Insert Key ORANGE*†	50. Insert Key BEIGE*†

* = Alternate Action not available

† = Insert Key Colour specified is Insert Colour

† = No LED version only

Examples

A Momentary Switch, Gold Plated Contacts, 12mm Red Std Key No LED is 623300-000-000-060

An Alternate Action Switch, Gold Plated Contacts, 17mm Grey Key, 1 Red 1 Green LED is 623344-052-105-030

A Momentary Switch, Gold Plated Contacts, 17mm Insert Key, Brown Key with Beige Insert 1 Red LED 2.54mm Pitch is 623300-501-010-090

In light of continued product development we reserve the right to amend specifications without notice