

TOSHIBA RECTIFIER SILICON DIFFUSED TYPE

# 3BZ41, 3GZ41, 3JZ41, 3NZ41

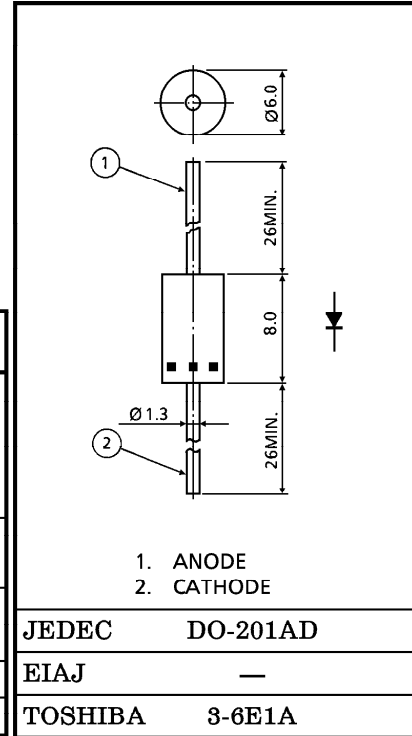
GENERAL PURPOSE RECTIFIER APPLICATIONS.

Unit in mm

- Average Forward Current :  $I_F(AV)=3.0A$
- Repetitive Peak Reverse Voltage :  $V_{RRM}=100\sim 1000V$
- Peak One Cycle Surge Forward Current (Non Repetitive) :  $I_{FSM}=180A$  (50Hz)

**MAXIMUM RATINGS** ( $T_a = 25^\circ C$ )

CHARACTERISTIC	SYMBOL	RATINGS	UNIT
Repetitive Peak Reverse Voltage	3BZ41	100	V
	3GZ41	400	
	3JZ41	600	
	3NZ41	1000	
Average Forward Current ( $T_a = 45^\circ C$ )	$I_F(AV)$	3.0	A
Peak One Cycle Surge Forward Current (Non Repetitive)	$I_{FSM}$	180 (50Hz)	A
		200 (60Hz)	
Junction Temperature	$T_j$	-40~150	$^\circ C$
Storage Temperature Range	$T_{stg}$	-40~150	$^\circ C$

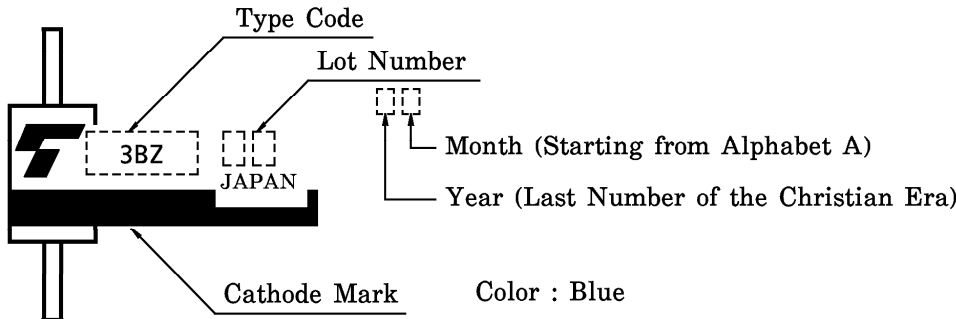


Weight : 1.18g

**ELECTRICAL CHARACTERISTICS** ( $T_a = 25^\circ C$ )

CHARACTERISTIC	SYMBOL	TEST CONDITION	MIN.	TYP.	MAX.	UNIT
Peak Forward Voltage	$V_{FM}$	$I_{FM}=3.0A$	—	—	1.0	V
Repetitive Peak Reverse Current	$I_{RRM}$	$V_{RRM}=\text{Rated}$	—	—	30	$\mu A$
Thermal Resistance (Junction to Ambient)	$R_{th(j-a)}$	DC	—	—	37	$^\circ C/W$

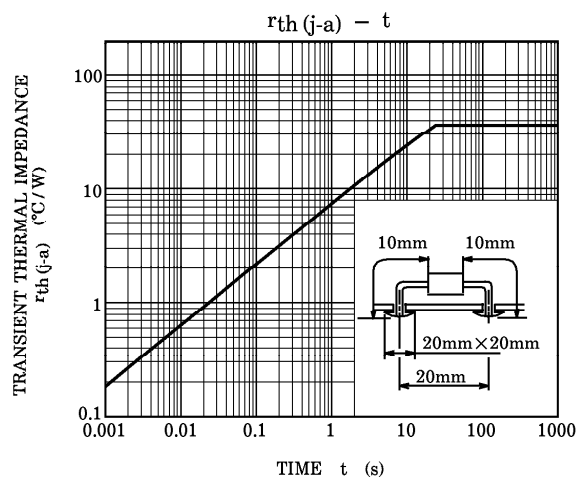
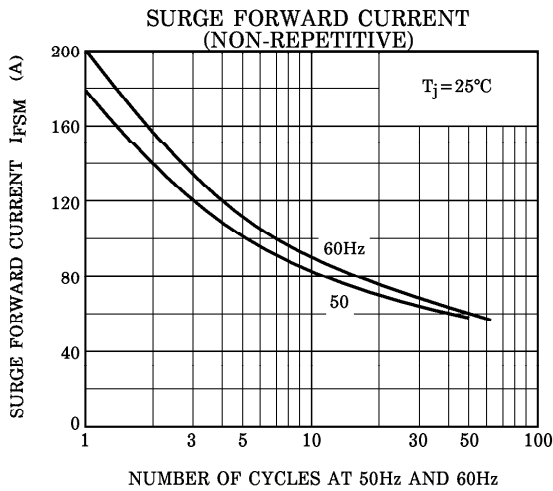
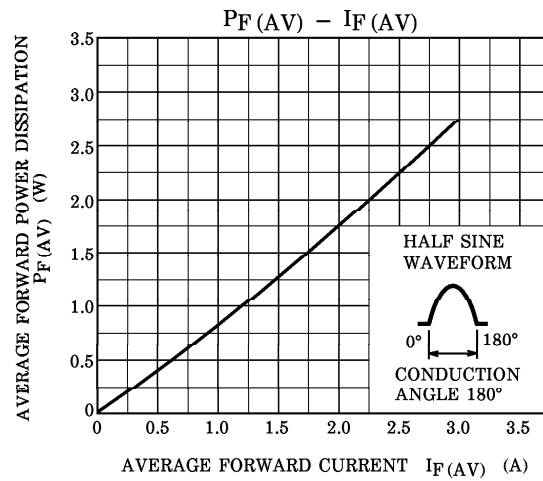
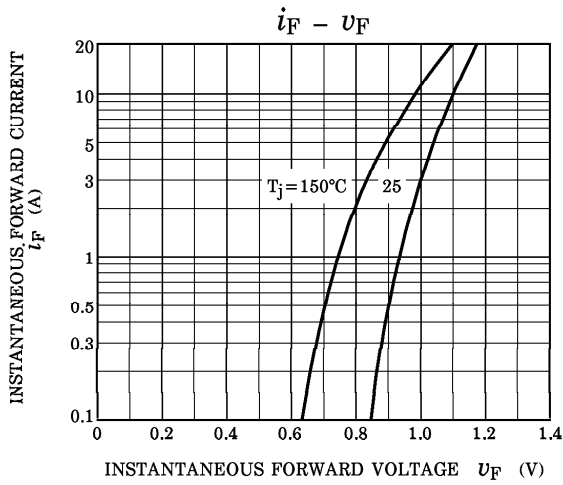
**MARK**



CODE	TYPE
3BZ	3BZ41
3GZ	3GZ41
3JZ	3JZ41
3NZ	3NZ41

961001EAA2

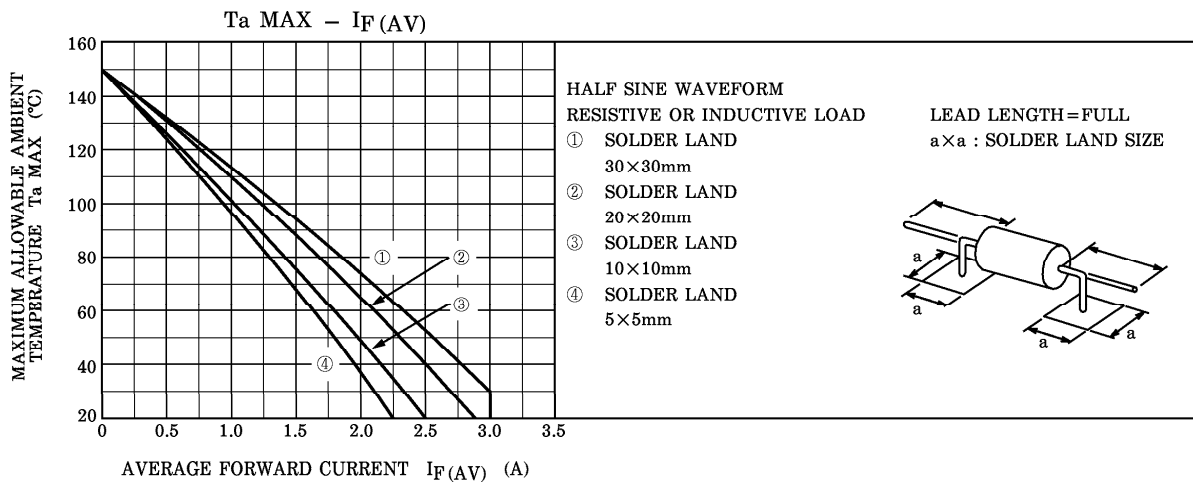
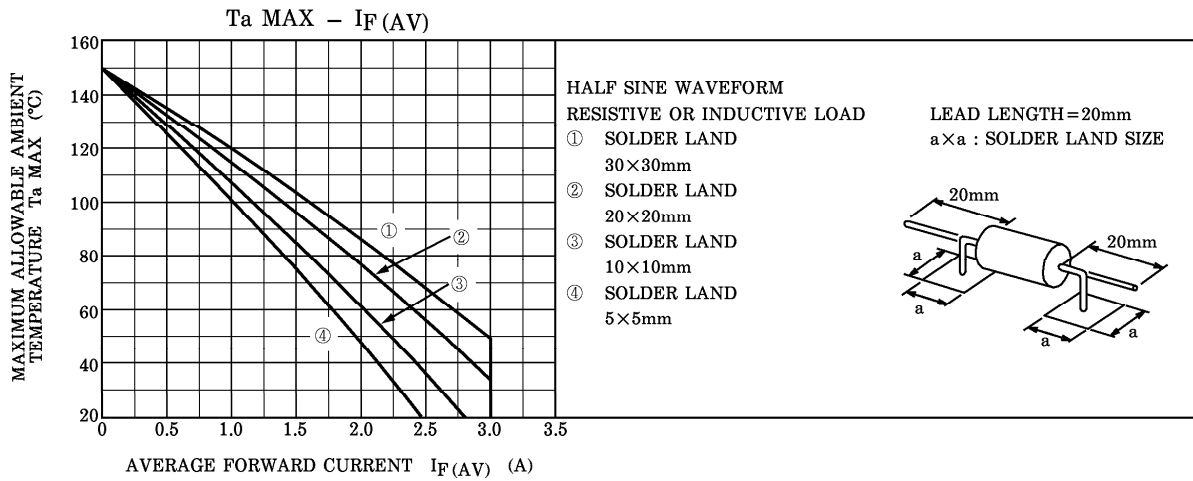
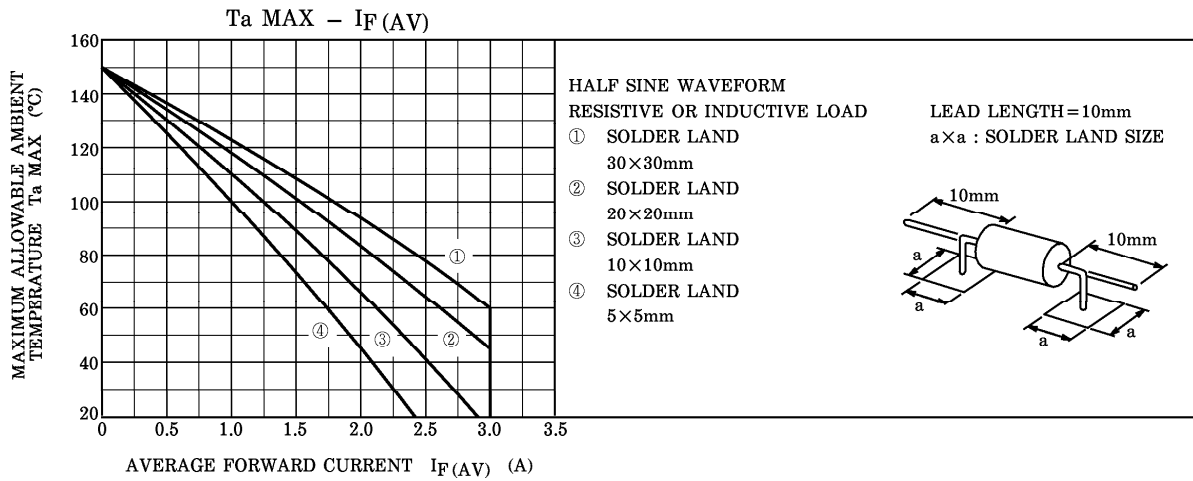
● TOSHIBA is continually working to improve the quality and the reliability of its products. Nevertheless, semiconductor devices in general can malfunction or fail due to their inherent electrical sensitivity and vulnerability to physical stress. It is the responsibility of the buyer, when utilizing TOSHIBA products, to observe standards of safety, and to avoid situations in which a malfunction or failure of a TOSHIBA product could cause loss of human life, bodily injury or damage to property. In developing your designs, please ensure that TOSHIBA products are used within specified operating ranges as set forth in the most recent products specifications. Also, please keep in mind the precautions and conditions set forth in the TOSHIBA Semiconductor Reliability Handbook.



961001EAA2'

● The information contained herein is presented only as a guide for the applications of our products. No responsibility is assumed by TOSHIBA CORPORATION for any infringements of intellectual property or other rights of the third parties which may result from its use. No license is granted by implication or otherwise under any intellectual property or other rights of TOSHIBA CORPORATION or others.

● The information contained herein is subject to change without notice.



This datasheet has been downloaded from:

[www.DatasheetCatalog.com](http://www.DatasheetCatalog.com)

Datasheets for electronic components.