

# C-007. DC-DC Buck Converter 2-Phase $V_o=250V$ , $I_o=40A$

ROHM Solution Simulator Schematic Information



2024. Oct  
64UG124E Rev.005

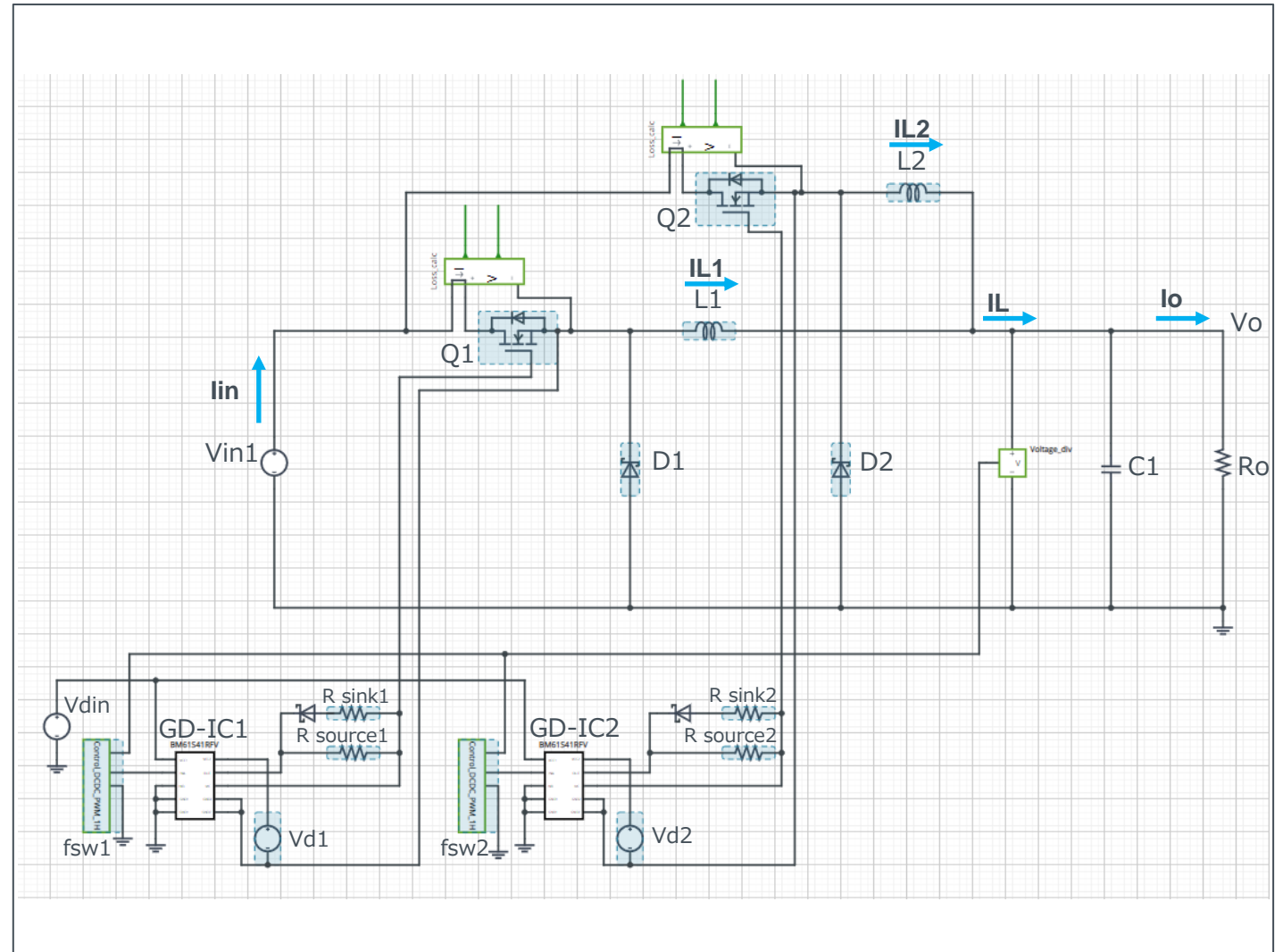
## Simulation Parameters

Component name	Component	Default	Simulation Setting Range
Vin1	Input voltage	800Vdc	
Vo	Output voltage	250Vdc	
Io	Output current	40Adc	
fsw1,2	Switching frequency	50kHz	10k – 300kHz
Tj	Temperature	100°C	
Vd1,2	Gate Drive voltage H	18V	10 – 20V
Vdin	Signal voltage level	5V	

## Devices

Component Name	Component	Default	Simulation Setting Range
Q1,2	SiC MOSFET	Selectable	
D1,2	SiC SBD	Selectable	
GD-IC1,2	Gate Driver	BM61S41RFV-C	
R sink1,2	Resistor for sink	ESR18 2Ω	0.1 -
R source1,2	Resistor for source	ESR18 5Ω	0.1 -
L1,2	Inductor	200μH	10μH - 2mH
C1	Capacitor	10μF	1μF - 1mF
Ro	Output Resistor	{Vo/Io}	

## Simulation Circuit



Note: The Loss\_calc component is a utility module to support power loss calculation and does not affect the simulation results of circuit operation or performance.

# C-007. DC-DC Buck Converter 2-Phase $V_o=250V$ , $I_o=40A$

ROHM Solution Simulator Schematic Information



2024. Oct  
64UG124E Rev.005

## Selectable Devices

Component name	Component	Product No.	feature
Q1,2	SiC MOSFET	SCT4013DE	750V, 13mΩ, 105A
		SCT4018KE (*)	1200V, 18mΩ, 81A
		SCT4026DE	750V, 26mΩ, 56A
		SCT4036KE	1200V, 36mΩ, 43A
		SCT4045DE	750V, 45mΩ, 34A
		SCT4062KE	1200V, 62mΩ, 26A
		SCT3017AL	650V, 17mΩ, 118A
		SCT3022AL	650V, 22mΩ, 93A
		SCT3022KL	1200V, 22mΩ, 95A
		SCT3030AL	650V, 30mΩ, 70A
		SCT3030KL	1200V, 30mΩ, 72A
		SCT3040KL	1200V, 40mΩ, 55A
		SCT3060AL	650V, 60mΩ, 39A
		SCT3080AL	650V, 80mΩ, 30A
		SCT3080KL	1200V, 80mΩ, 31A
		SCT3105KL	1200V, 105mΩ, 24A
		SCT3120AL	650V, 120mΩ, 21A
		SCT3160KL	1200V, 160mΩ, 17A

\* Default device

## Selectable Devices

Component name	Component	Product No.	feature
D1,2	SiC SBD	SCS302AHG (*)	650V, 2A, High surge resistance
		SCS304AHG	650V, 4A, High surge resistance
		SCS306AHG	650V, 6A, High surge resistance
		SCS308AHG	650V, 8A, High surge resistance
		SCS310AHG	650V, 10A, High surge resistance
		SCS312AHG	650V, 12A, High surge resistance
		SCS315AHG	650V, 15A, High surge resistance
		SCS320AHG	650V, 20A, High surge resistance
		SCS205KG	1200V, 5A
		SCS206AG	650V, 6A
		SCS208AG	650V, 8A
		SCS210AG	650V, 10A
		SCS210KG	1200V, 10A
		SCS212AG	650V, 12A
		SCS215AG	650V, 15A
		SCS215KG	1200V, 15A
		SCS220AG	650V, 20A
		SCS220KG	1200V, 20A

\* Default device

# C-007. DC-DC Buck Converter 2-Phase $V_o=250V$ , $I_o=40A$

ROHM Solution Simulator Schematic Information



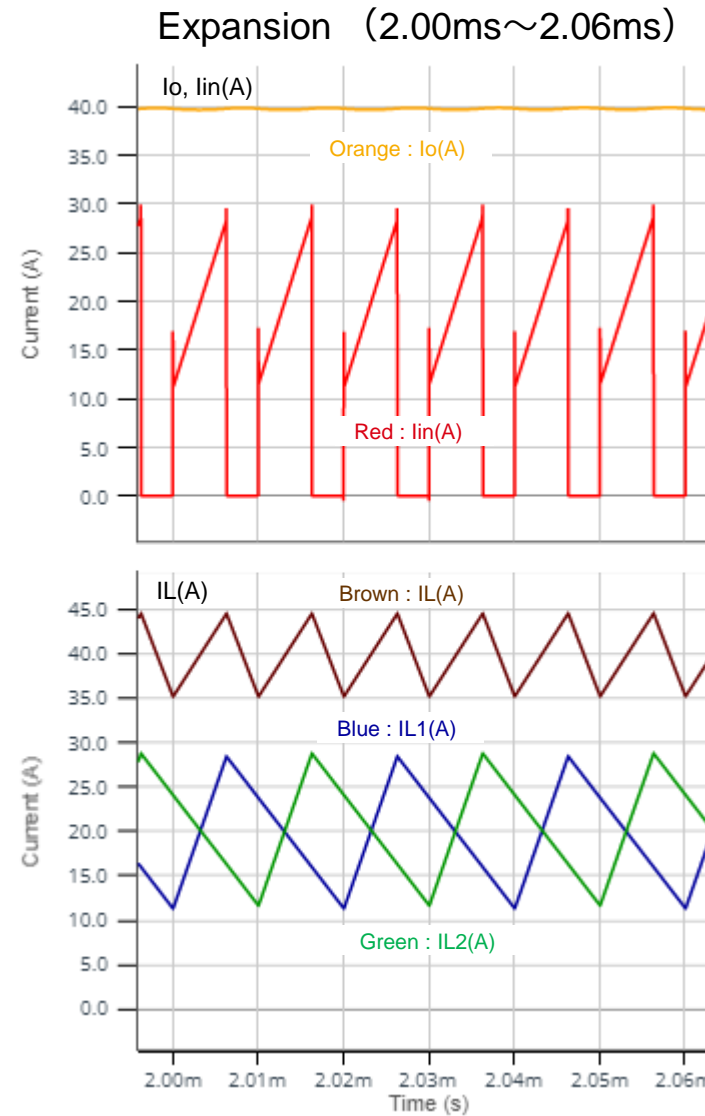
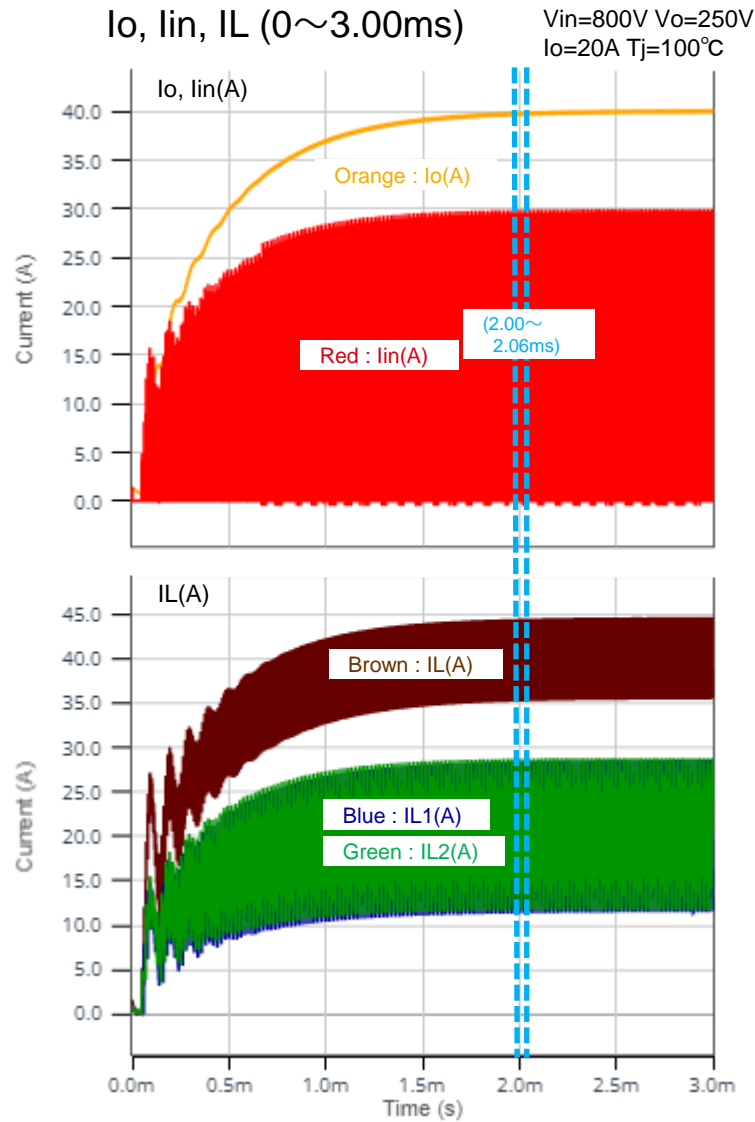
2024. Oct  
64UG124E Rev.005

## Selectable Devices

Component name	Component	Product No.	feature
Q1,2	SiC MOSFET	SCT2080KE	1200V, 80mΩ, 40A
		SCT2120AF	650V, 120mΩ, 29A
		SCT2160KE	1200V, 160mΩ, 22A
		SCT2280KE	1200V, 280mΩ, 14A
		SCT2450KE	1200V, 450mΩ, 10A
		SCT2750NY	1700V, 750mΩ, 6A
		SCT2H12NZ	1700V, 1150mΩ, 3.7A

# Simulation Waveform 1

Q1,2 : SiC MOSFET  
SCT3080KL  
D1,2 : SiC SBD  
SCS220KG



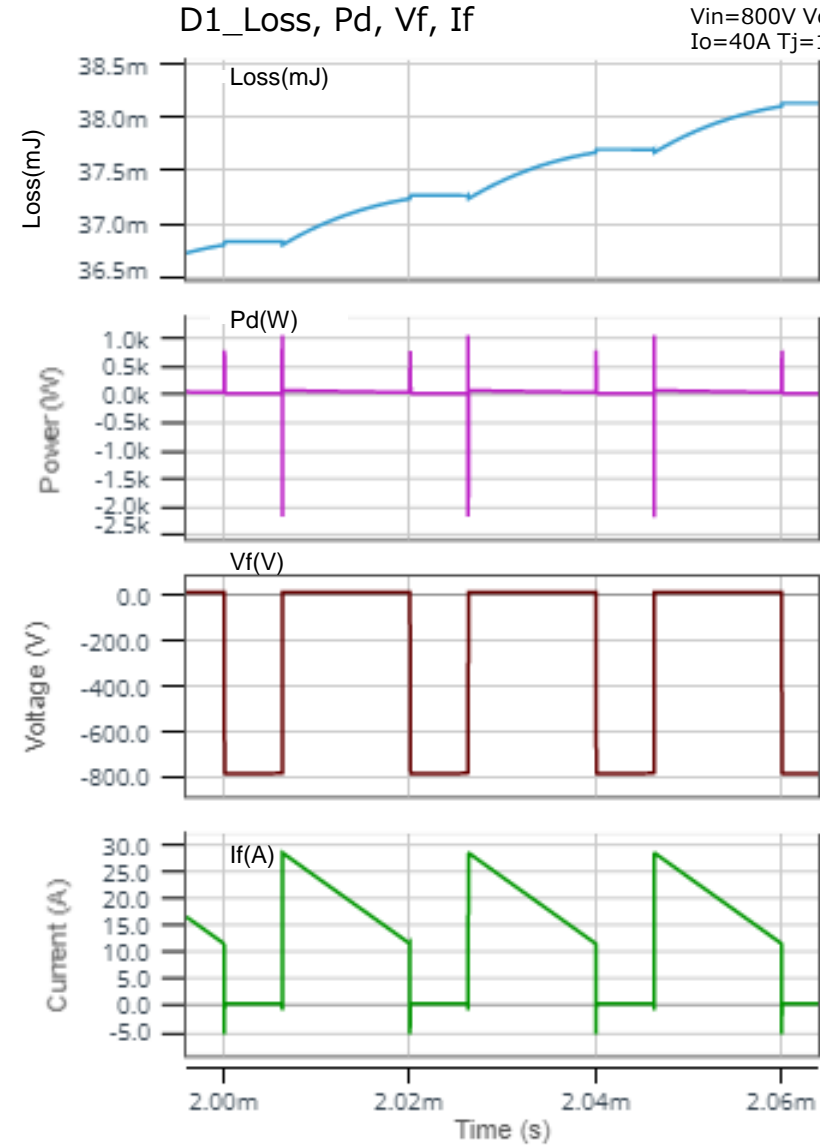
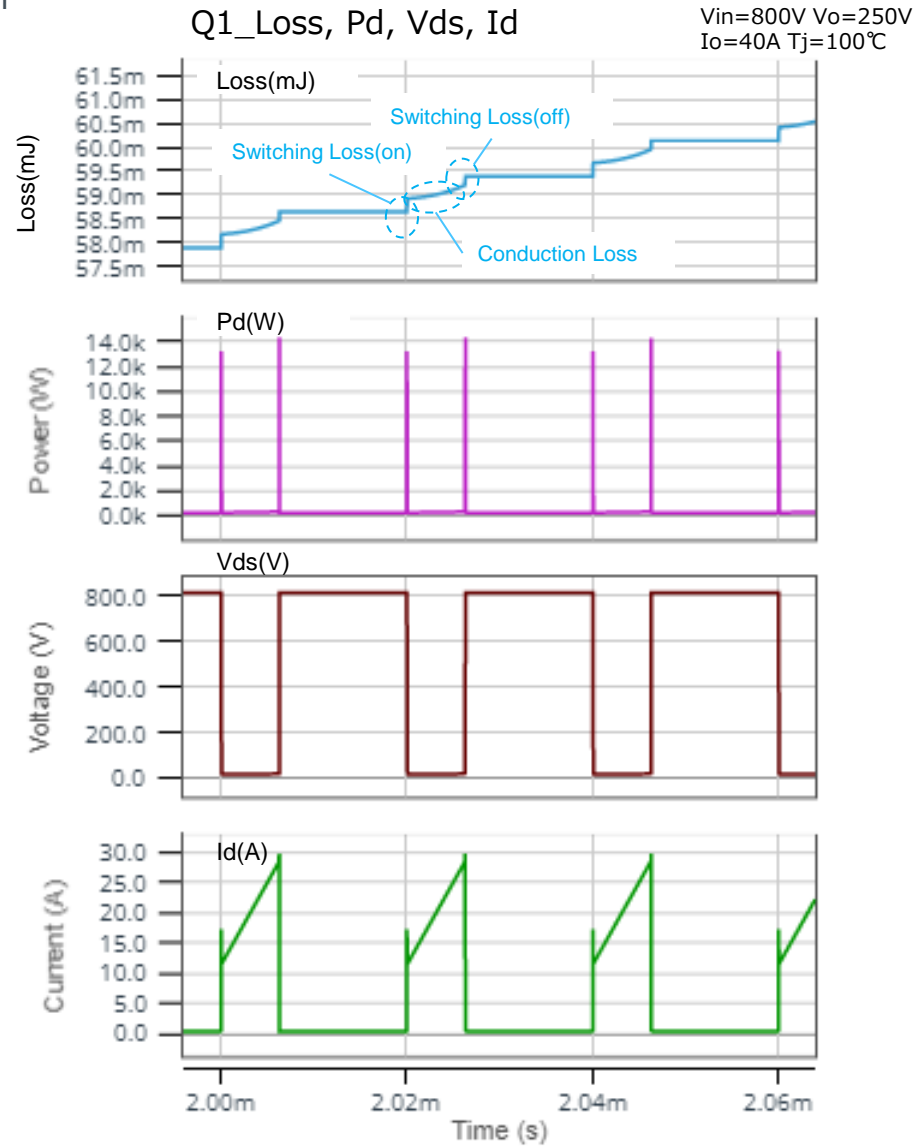
# Simulation Waveform2



ROHM Solution Simulator Schematic Information

Q1,2 : SiC MOSFET  
SCT3080KL  
D1,2 : SiC SBD  
SCS220KG

2024. Oct  
64UG124E Rev.005



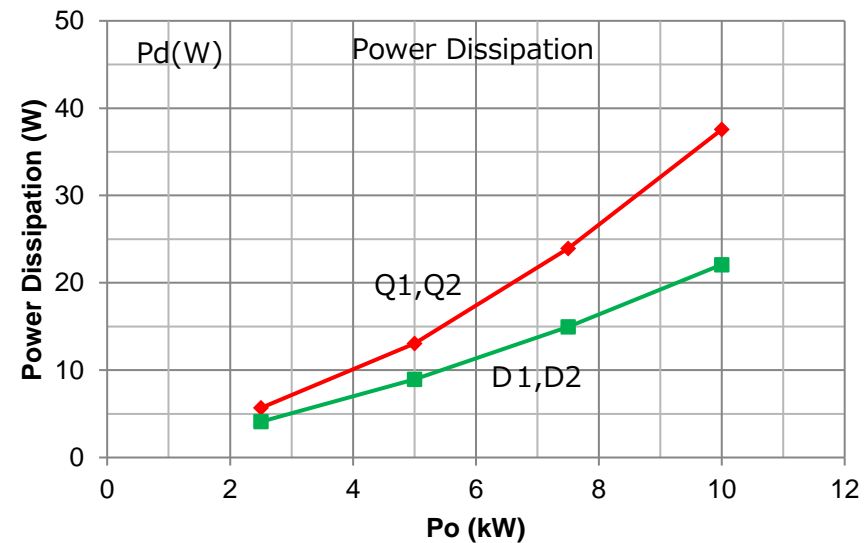
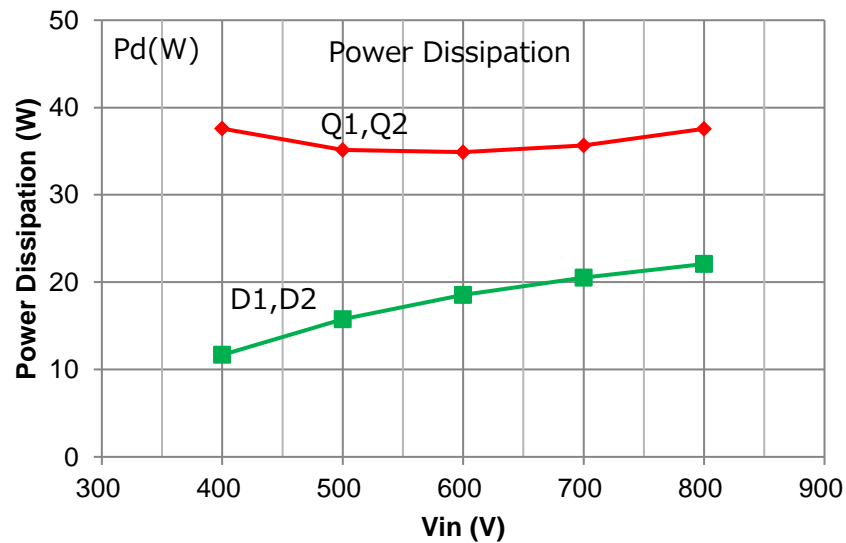
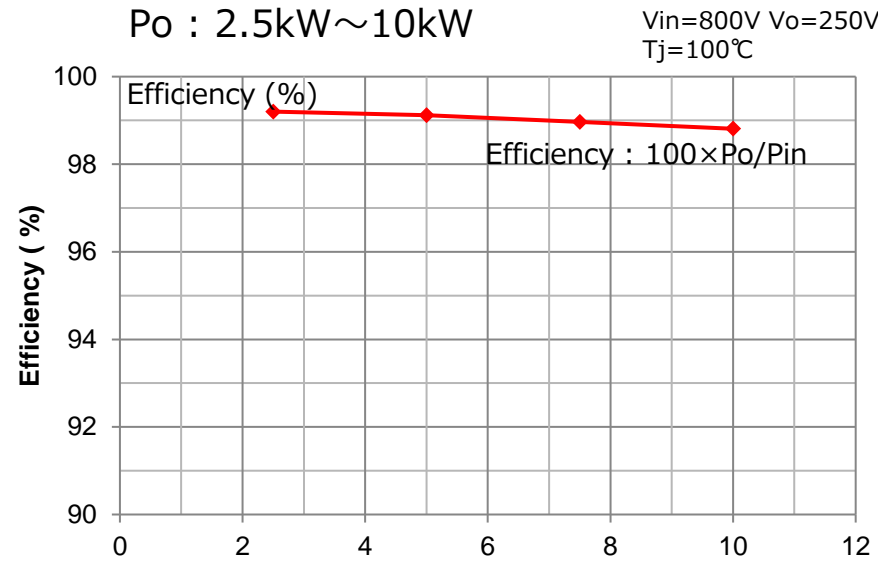
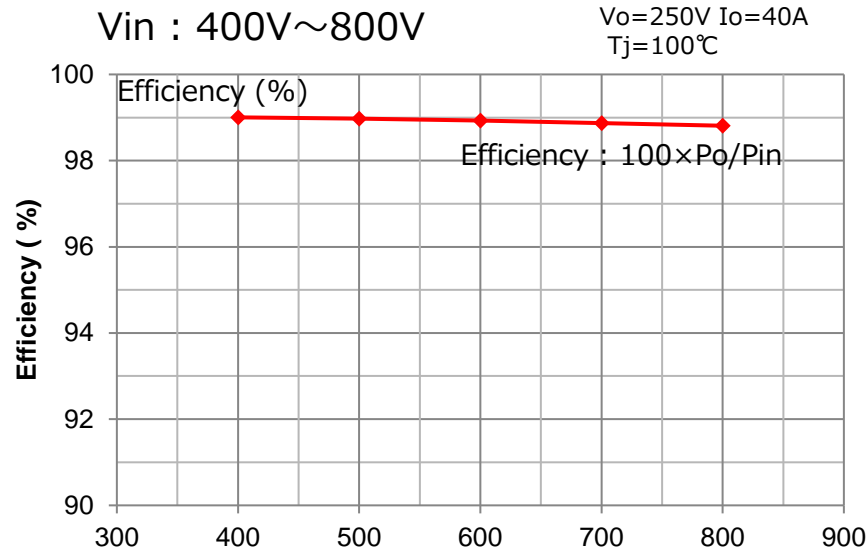
# Efficiency, Power Dissipation 1

Q1,2 : SiC MOSFET

SCT3080KL

D1,2 : SiC SBD

SCS220KG



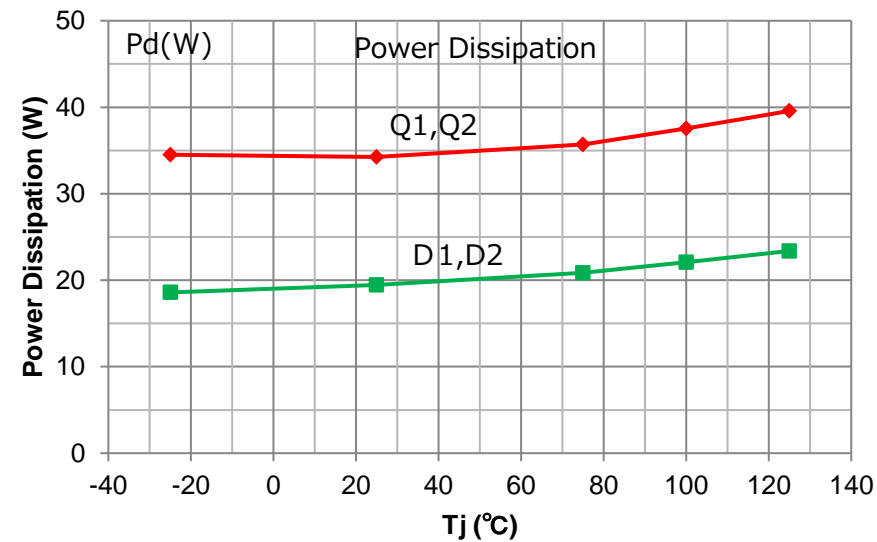
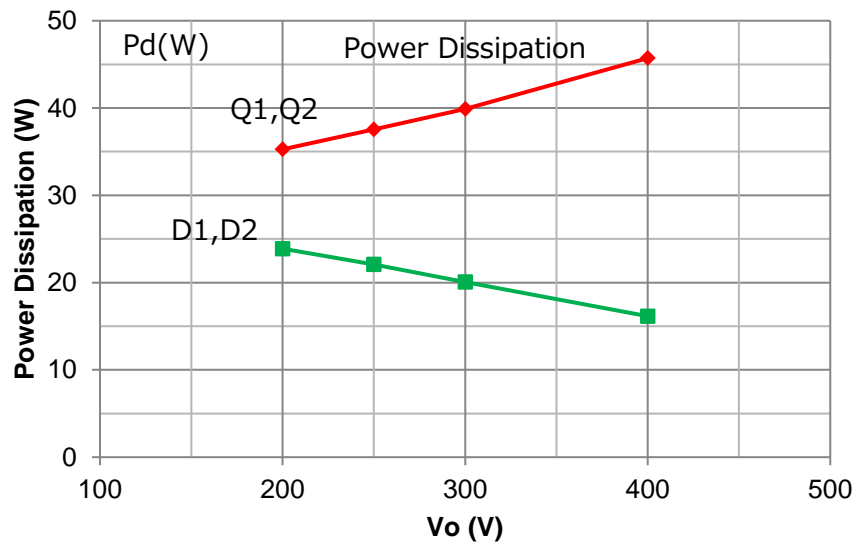
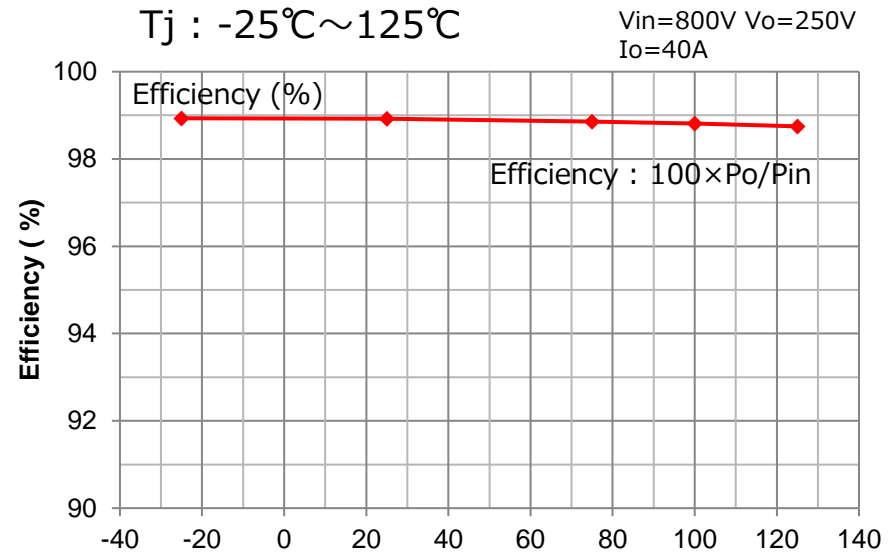
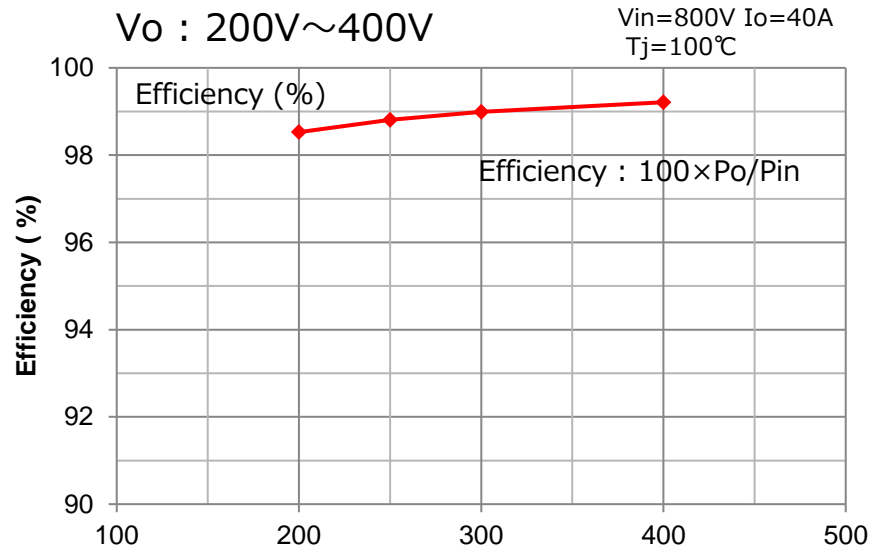
# Efficiency, Power Dissipation 2



ROHM Solution Simulator Schematic Information

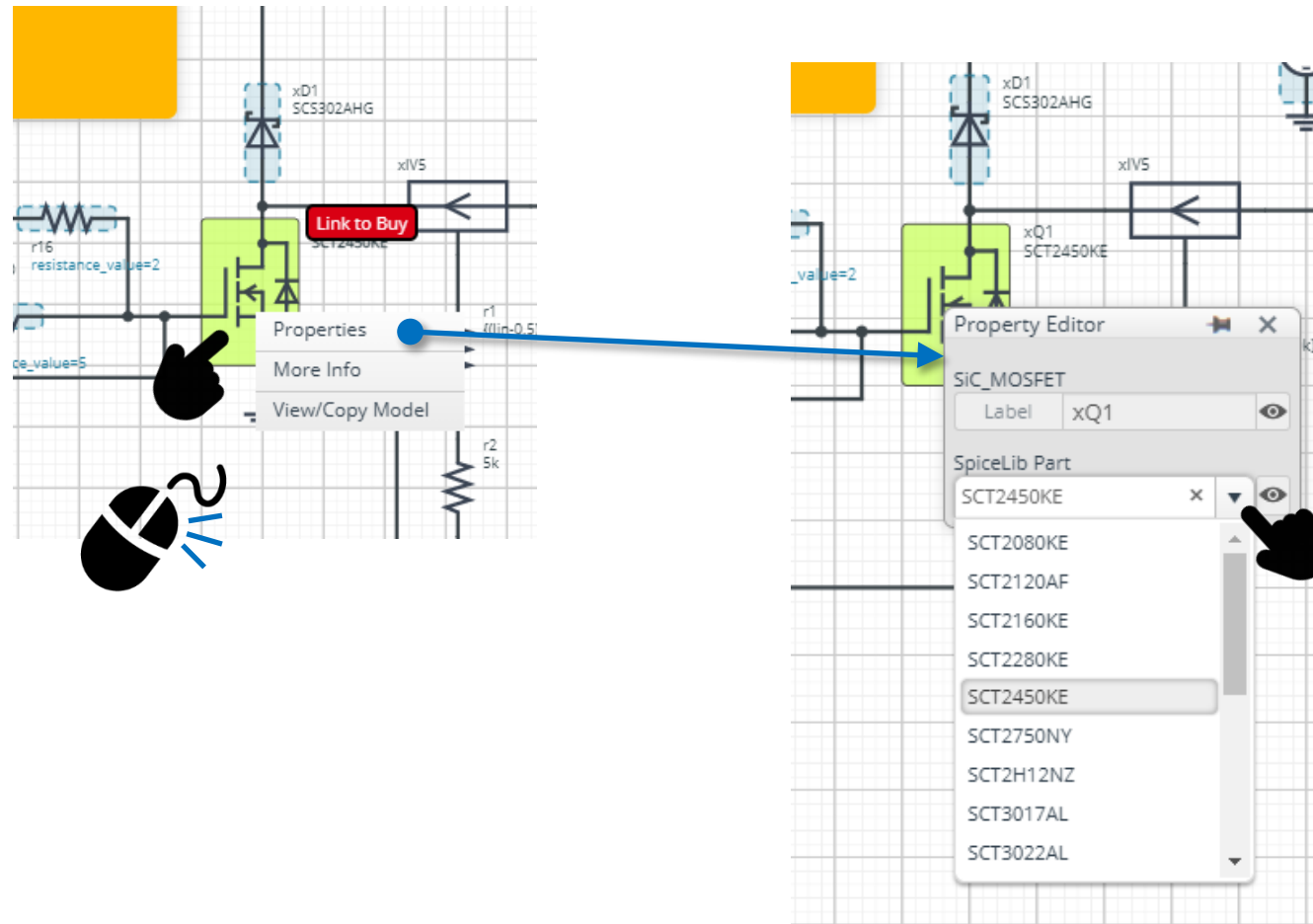
2024. Oct  
64UG124E Rev.005

Q1,2 : SiC MOSFET  
SCT3080KL  
D1,2 : SiC SBD  
SCS220KG



# How to change the devices

Right-click on the device → Select Properties → Pull down “SpiceLib Part” → Select the product

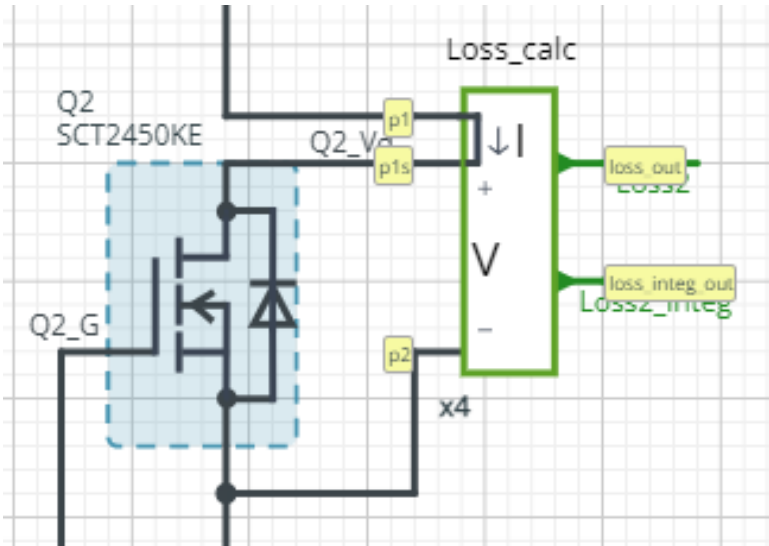




Loss Calculation Model outputs the instantaneous value of power loss and its integration.

2024. Oct  
64UG124E Rev.005

## Loss calculation model 'Loss\_calc'



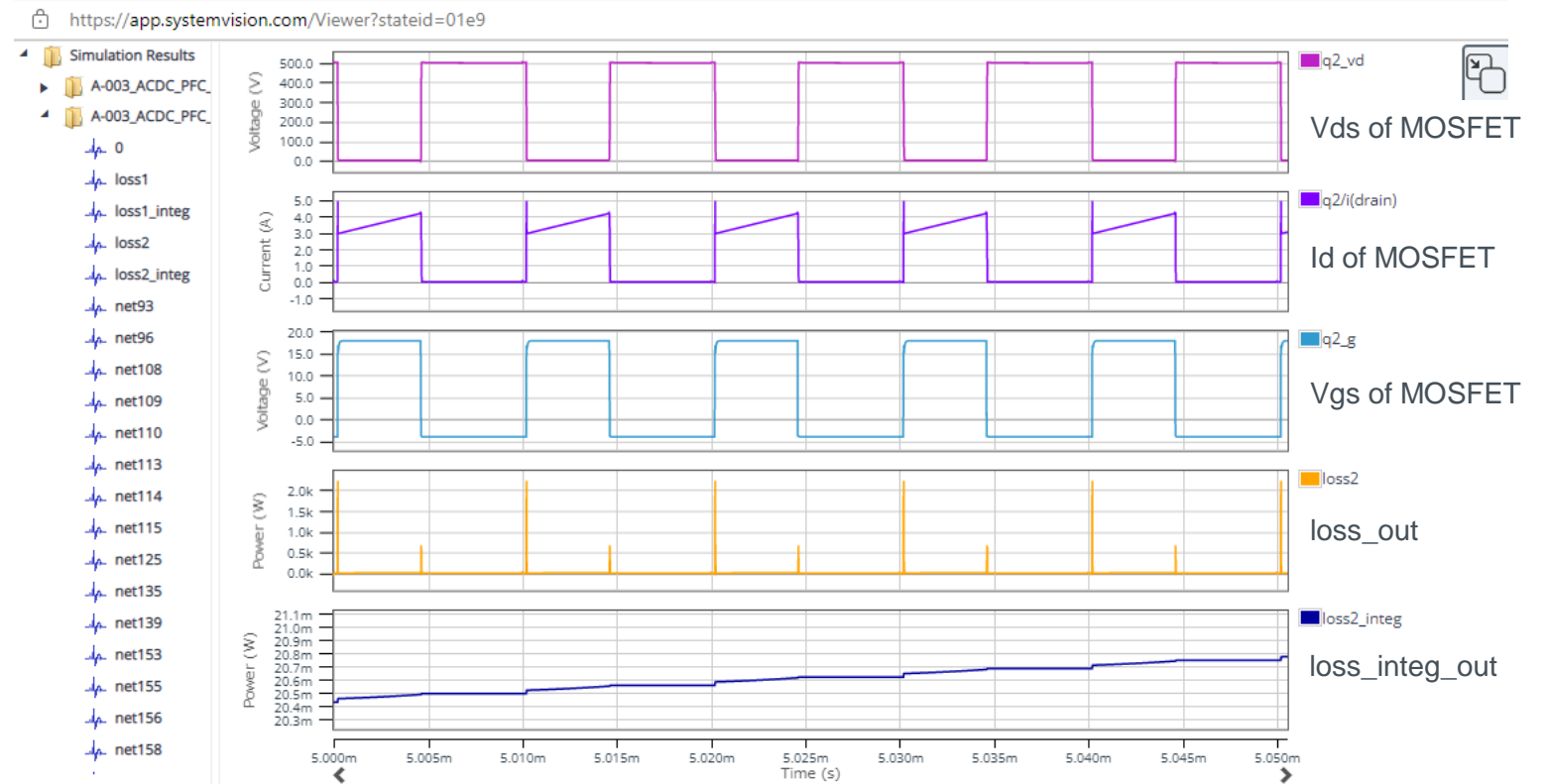
$$loss\_out(t) = I(t) \times V(t)$$

$$loss\_integ\_out = \int_0^t loss\_out(t) dt$$

I : Current through p1 to p1s

V : Voltage between p1s and p2

## Waveform example



### Notice

- 1) The information contained in this document is intended to introduce ROHM Group (hereafter referred to as ROHM) products. When using ROHM products, please verify the latest specifications or datasheets before use.
- 2) ROHM products are designed and manufactured for use in general electronic equipment and applications (such as Audio Visual equipment, Office Automation equipment, telecommunication equipment, home appliances, amusement devices, etc.) or specified in the datasheets. Therefore, please contact the ROHM sales representative before using ROHM products in equipment or devices requiring extremely high reliability and whose failure or malfunction may cause danger or injury to human life or body or other serious damage (such as medical equipment, transportation, traffic, aircraft, spacecraft, nuclear power controllers, fuel control, automotive equipment including car accessories, etc. hereafter referred to as Specific Applications). Unless otherwise agreed in writing by ROHM in advance, ROHM shall not be in any way responsible or liable for any damages, expenses, or losses incurred by you or third parties arising from the use of ROHM Products for Specific Applications.
- 3) Electronic components, including semiconductors, can fail or malfunction at a certain rate. Please be sure to implement, at your own responsibilities, adequate safety measures including but not limited to fail-safe design against physical injury, and damage to any property, which a failure or malfunction of products may cause.
- 4) The information contained in this document, including application circuit examples and their constants, is intended to explain the standard operation and usage of ROHM products, and is not intended to guarantee, either explicitly or implicitly, the operation of the product in the actual equipment it will be used. As a result, you are solely responsible for it, and you must exercise your own independent verification and judgment in the use of such information contained in this document. ROHM shall not be in any way responsible or liable for any damages, expenses, or losses incurred by you or third parties arising from the use of such information.
- 5) When exporting ROHM products or technologies described in this document to other countries, you must abide by the procedures and provisions stipulated in all applicable export laws and regulations, such as the Foreign Exchange and Foreign Trade Act and the US Export Administration Regulations, and follow the necessary procedures in accordance with these provisions.
- 6) The technical information and data described in this document, including typical application circuits, are examples only and are not intended to guarantee to be free from infringement of third parties intellectual property or other rights. ROHM does not grant any license, express or implied, to implement, use, or exploit any intellectual property or other rights owned or controlled by ROHM or any third parties with respect to the information contained herein.
- 7) No part of this document may be reprinted or reproduced in any form by any means without the prior written consent of ROHM.
- 8) All information contained in this document is current as of the date of publication and subject to change without notice. Before purchasing or using ROHM products, please confirm the latest information with the ROHM sales representative.
- 9) ROHM does not warrant that the information contained herein is error-free. ROHM shall not be in any way responsible or liable for any damages, expenses, or losses incurred by you or third parties resulting from errors contained in this document.



Thank you for your accessing to ROHM product informations.  
More detail product informations and catalogs are available, please contact us.

## ROHM Customer Support System

<https://www.rohm.com/contactus>