

Parallel Processing System Design with "Propeller" Processor

Yoichi Nagashima

Shizuoka University of Art and Culture
1-1, chuo-2, Naka-ku,
Hamamatsu, Shizuoka JAPAN
nagasm@suac.ac.jp

Abstract

This is a technical and experimental report of parallel processing, using the "Propeller" chip. Its eight processors (cogs) can operate simultaneously, either independently or cooperatively, sharing common resources through a central hub. I introduce this unique processor and discuss about the possibility to develop interactive systems and smart interfaces in media arts, because we need many kinds of tasks at a same time with NIME-related systems and installations. I will report about (1) the Propeller chip and its powerful IDE, (2) external interfaces for analog/digital inputs/outputs, (3) VGA/NTSC/PAL video generation, (4) audio signal processing, and (5) originally-developed MIDI input/output method. I also introduce three experimental prototype systems: (a) 1 chip standalone system with MIDI input, audio synthesis, sensor inputs and double NTSC outputs, (b) a compact display module for CG generator and MIDI monitor, and (c) a compact sound installation system for 12 video display monitors with 12 Propeller chips generating real-time CG and 1 master Propeller chip.

Keywords: Propeller, parallel processing, MIDI, sensor, interfaces.

1.Introduction

The "Propeller" chip [1] supported by Parallax Inc. is a unique processor. With its internal eight processors (cogs), we have full control over how and when each cog is employed; there is no compiler-driven or operating system-driven splitting of tasks among multiple cogs. A shared system clock keeps each cog on the same time reference, allowing for true deterministic timing and synchronization. We can use two programming languages: the easy-to-learn high-level Spin, and Propeller Assembly which can execute at up to 160 MIPS (20 MIPS per cog). There is a popular technique "Interrupt" to realize multi-task with all CPU. However, in the Propeller chip, the concept "Interrupt" doesn't exist because parallel processing is controlled by its special hardware.

2.Propeller chip and IDE

The "Propeller" chip has eight internal 32 bits (maximum 80MHz clock) processors which run simultaneously and independently (see Figure 1).

Resources - common memories (32KB RAM + 32KB ROM) and 32 external I/O pins - are automatically assigned to round-switched cogs. The processing job of each cog is simultaneously and independently with each internal 512 longs (32 bits width) RAM, so it is easy to manage: high-speed serial communication, audio signal processing, A/D, D/A and live-video signal generation.

We can easily make parallel processing software for Propeller by the smart and powerful IDE, without special consideration for synchronization. Because I have no enough space to introduce more both Propeller's languages and Propeller's IDE here, please refer my analyzing/experiments report [2]. This website is currently only in Japanese, but the English version will be available soon.

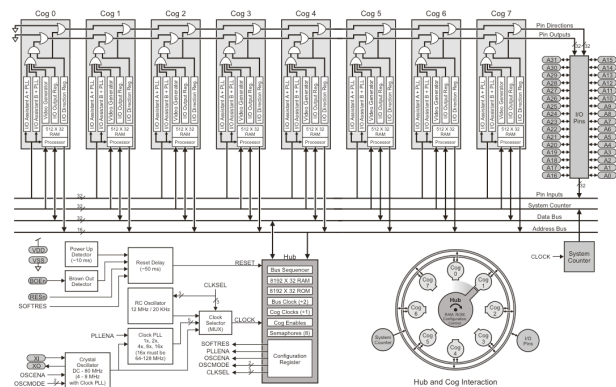


Figure 1. Block Diagram of Propeller processor.

3.Propeller interfaces

Propeller has 32 I/O pins that can be accessed by each cog with double or more monitoring and overwriting. Each cog has special timing circuits for counter/timer modes.

3.1MIDI input / output

Propeller can deal serial communications like MIDI only by software, without special hardware like UART. There is a sample MIDI-in object in the Parallax web page [3], but I arranged and developed the universal MIDI-in/MIDI-out module [2]. This module deals MIDI information with

Permission to make digital or hard copies of all or part of this work for personal or classroom use is granted without fee provided that copies are not made or distributed for profit or commercial advantage and that copies bear this notice and the full citation on the first page.

© 2009 Carnegie Mellon University

deep Rx/Tx FIFO buffers in common memory in the Propeller chip, so it is easy to make intercommunication of each cog. Figure 2 shows the original circuits with MIDI I/O, audio D/A and NTSC video output (described later).

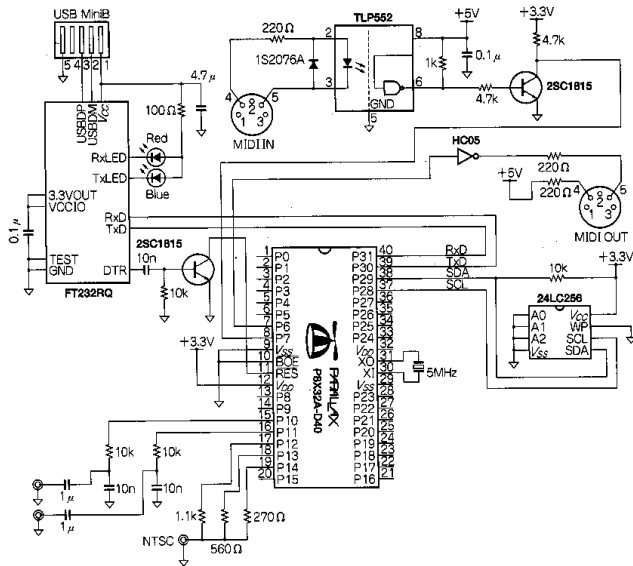


Figure 2. Prototype System for Propeller processor.

3.2D/A output and A/D input

For the D/A output, it is not smart that constructing ladder-type D/A converter using many I/O ports. The Propeller can generate analog output signal by PWM converter with external 2 capacitors and 1 resistor. Thus Propeller can generate easily 44.1 KHz sampling, 16 bits stereo audio signal with 2 external pins and 1 internal cog.

We can also get A/D input with reference D/A output by 1 internal cog and 2 pins, using Parallax's sample program. The Propeller's cog is fast enough for CD quality sampling conversion. I discovered and confirmed the following: to achieve audio signal processing compactly and efficiently, the Assembly language of Propeller was specially designed.

3.3Analog (RC) input

Because each cog of Propeller has an individual timing circuit in it, RC-type (time constant circuit) A/D conversion is simpler to construct. We can easily achieve high accuracy and high speed A/D by the specification of Propeller (80MHz, 32 bits). There are many samples in the Propeller's website, and we can use many types of sensors in Propeller systems: CdS, strain-gauge, piezo, static-electricity, carbon-rubber, electric-capacitor, etc.

3.4NTSC/PAL/VGA video output

Surprisingly, Propeller can generate the video signal of NTSC/PAL/VGA in the background, with 1 cog for graphic driver and 1 cog for video signal D/A with only 3 external resistors. So, we can produce many multimedia systems with using only 2 cogs of Propeller, we can use

remaining cogs for 6 individual parallel jobs within the processor.

4.Experimental Applications

After this research, I produced three experimental systems, and the third one is a media-installation work.

4.1Double NTSC output

Using 4 cogs for double NTSC video outputs, I developed a multi monitor MIDI-CG system. However, by the limitation of Propeller's internal memory, the double CG drawing-mode were only "storage-display like" without double-buffer computing.

4.2Propeller Compact Display Module

Next, I produced a compact display module for CG generator and MIDI monitor. The small module is supported by Little PCB Solutions [4], and I developed the prototype Compact Display Module. The system generates 3 patterns of realtime CG and MIDI display by Hexadecimal format (see Figure 3).




Figure 3. Prototype Compact Display Module.

4.3"Dodeca Propeller"

The newest work with Propeller is the installation work called "Dodeca Propeller". This was presented at Media Art Festival 2008 at SUAC in Japan in December 2008.

Figure 4 shows the system of "Dodeca Propeller" and there are 13 Propeller chips on the board. We have two huge display systems that arrange 12 large-scale video monitors in SUAC. "Dodeca Propeller" was designed for this display system, so the output is 12 NTSC video lines.

12 display Propeller run the real-time CG generator program similarly developed, excluding the part corresponding to the "controller" Propeller. The "controller" Propeller works as: MIDI control (foot switch sensors) receiver, individual On/Off controller for each 12

screen, and the sound sensor in the gallery hall to control display patterns. As an important point, PC doesn't exist in the system that achieves this complex real-time generation of 12 screens CG and the interaction with the sensors.




Figure 4. System Board of "Dodeca Propeller".

Figure 5, Figure 6 and Figure 7 show the exhibition of the "Dodeca Propeller" in the Media Art Festival 2008. I developed this system with 2 undergraduate students. It was very easy to make CG programs of Propeller for the students, and I think that Propeller is a very good platform for education of students' programming.



Figure 5. Exhibition of "Dodeca Propeller".




Figure 6. Exhibition of "Dodeca Propeller".




Figure 7. Exhibition of "Dodeca Propeller".

5. Conclusions

This is my first report of the "Propeller" chip. I think (1) it has deep possibility to design interactive systems, and (2) it is good for education in computer programming. I will report next step in the future with some projects in media arts.

References

- [1] Propeller General Information, Parallax Inc., <http://www.parallax.com/tabid/407/Default.aspx>
- [2] Yoichi Nagashima, Propeller Diary, <http://nagasm.suac.net/ASL/Propeller/index.html> (currently written in Japanese)
- [3] Tom Dimock, Propeller MIDI in objects, <http://obex.parallax.com/objects/229/>
- [4] μ OLED-96-PROP, Little PCB Solutions, <https://www.littlepcbsolutions.com/uOLED-96-PROP.html>