



2020 CENSUS PROFILES NEW YORK



TOTAL POPULATION:
20,201,249

LATINO POPULATION:
3,948,032

LATINO SHARE OF POPULATION: **19.5%**

CONGRESSIONAL SEATS AFTER
2020 REAPPORTIONMENT: **26**

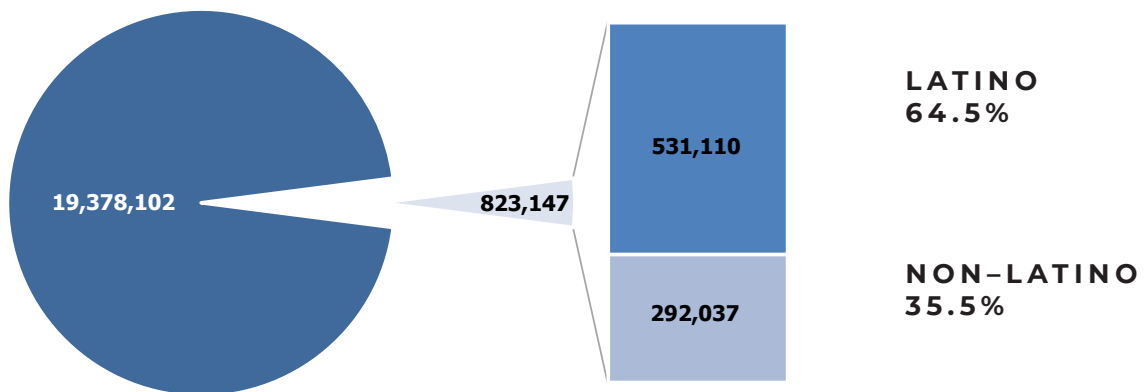
CHANGE IN NUMBER OF
CONGRESSIONAL SEATS: **-1**

POPULATION GROWTH BETWEEN 2010 AND 2020

Between 2010 and 2020, New York's population grew from 19.4 million to 20.2 million, an increase of 4.2%. During the same period, the state's Latino population grew from 3.4 million to 3.9 million, an increase of 15.5%. By comparison, the non-Latino population of the state increased by only 1.8%. The increase in New York's Latino population accounted for nearly two-thirds (64.5%) of the state's population growth during the past decade.

POPULATION IN 2010

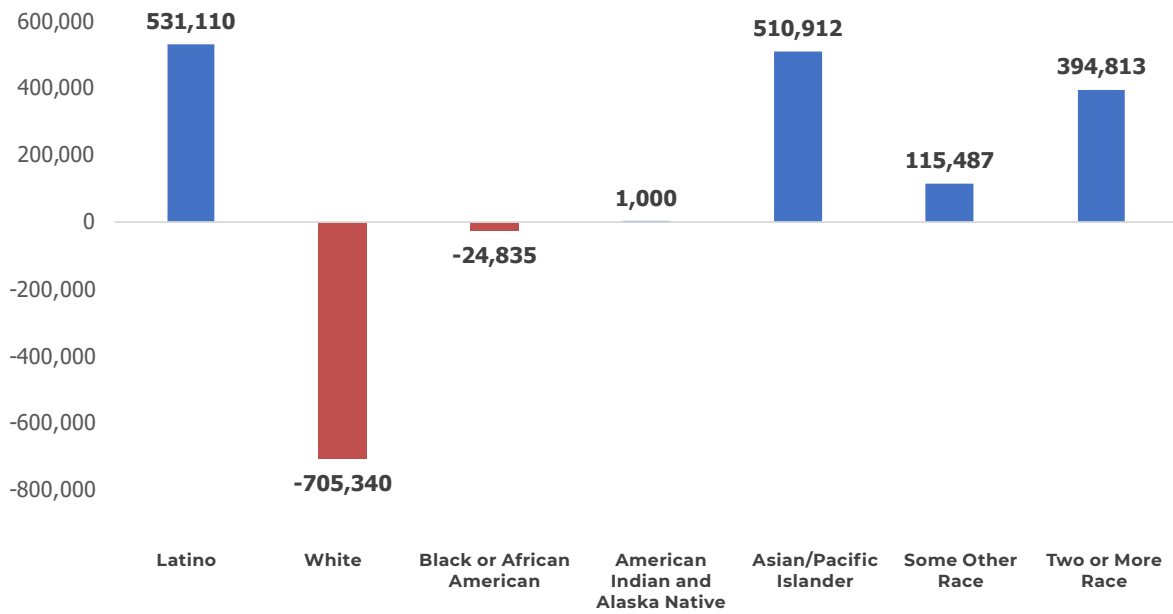
POPULATION GROWTH
2010-2020



See "Notes" at the end of this Profile for information about methodology and data sources.

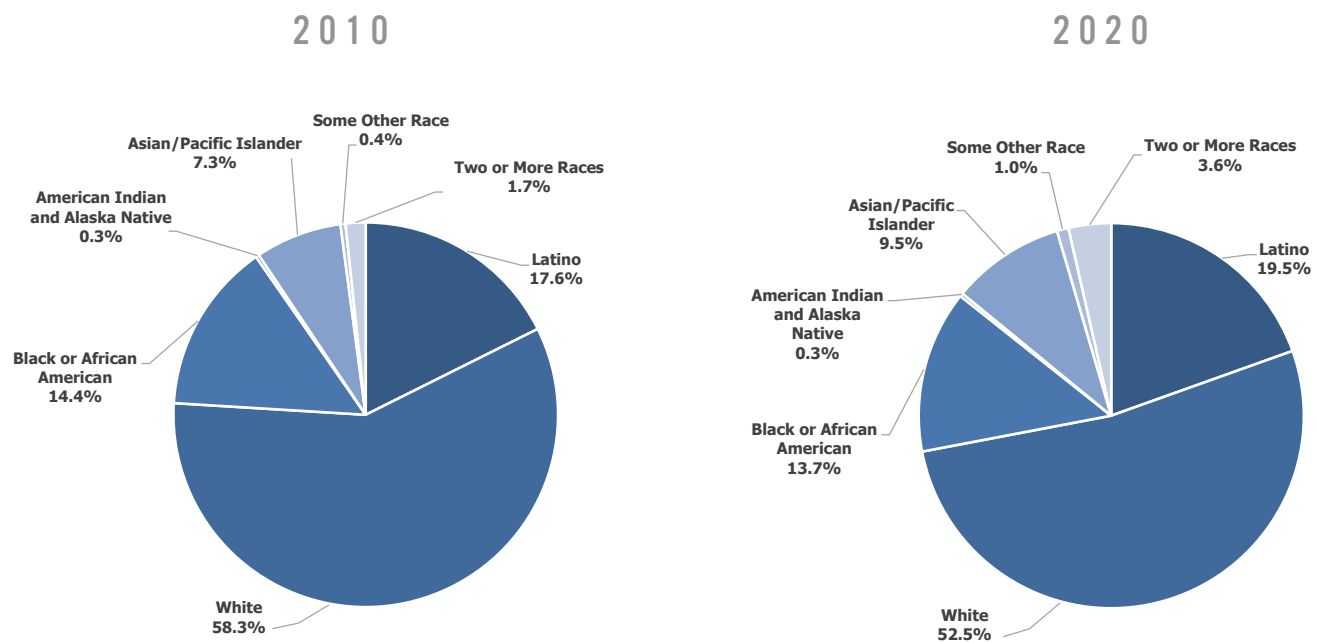
GROWTH OF NEW YORK POPULATION GROUPS 2010-2020

The New York Latino population increase between 2010 and 2020 exceeded the growth of other population groups.



ETHNIC COMPOSITION OF POPULATION

Between 2010 and 2020, the Latino share of the state's population grew from 17.6% to 19.5%.



See "Notes" at the end of this Profile for information about methodology and data sources.

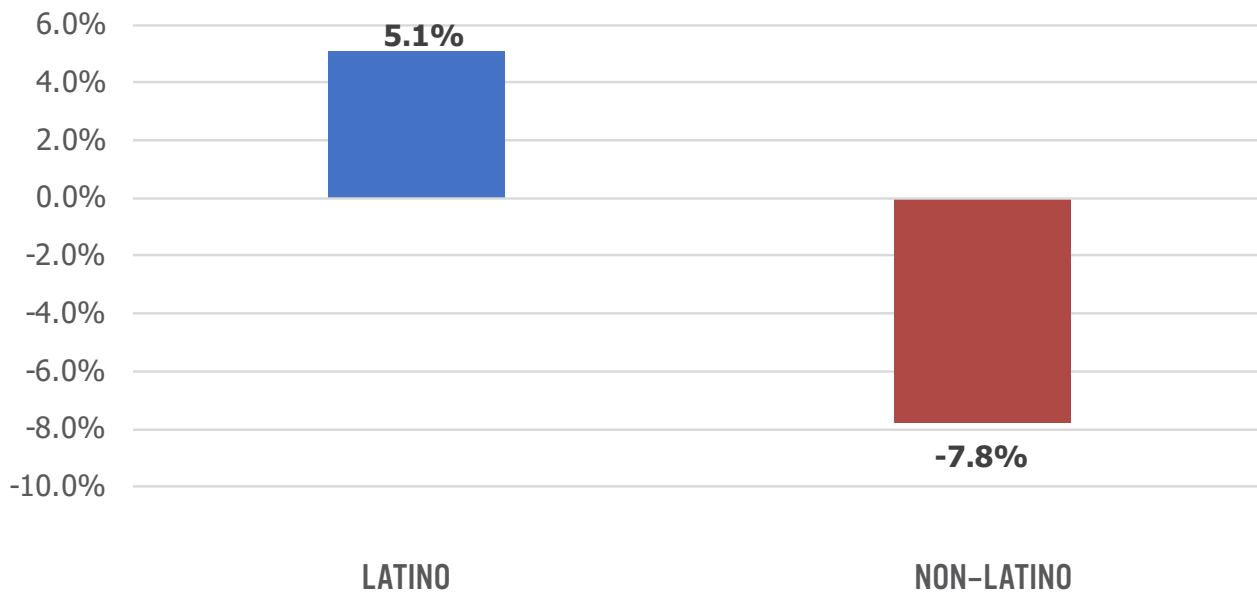
AGE OF POPULATION: 2020

In 2020, one million Latinos were under 18, and 2.9 million were 18 and older.

	UNDER 18	18 AND OLDER
LATINO	1,022,146	2,925,886
NON-LATINO	3,090,968	13,162,249

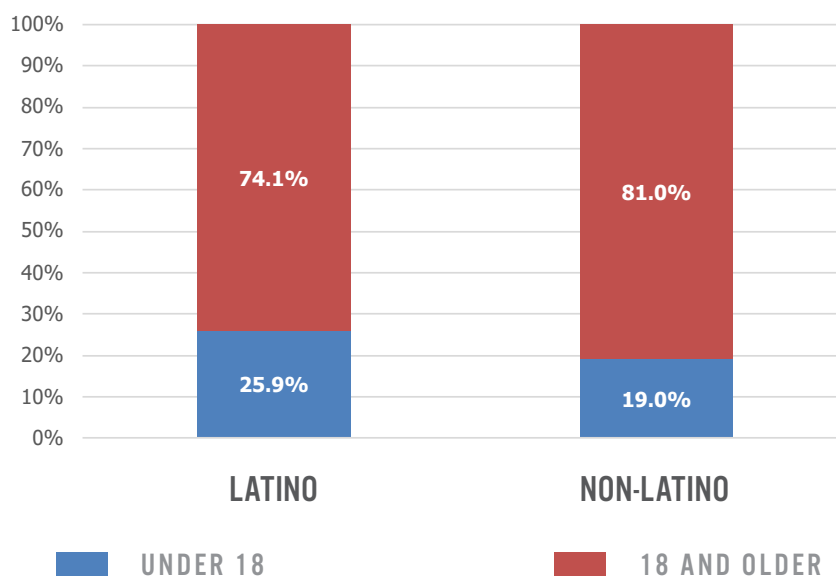
Between 2010 and 2020, New York's under 18 Latino population increased by 5.1%. By comparison, the non-Latino under 18 population of the state decreased by 7.8%.

GROWTH OF NEW YORK UNDER 18 POPULATION 2010-2020



See "Notes" at the end of this Profile for information about methodology and data sources.

In 2020, the New York Latino population was somewhat younger than the non-Latino population. More than one-quarter of Latino New Yorkers (25.9%) were under 18, compared to 19.0% of non-Latinos.



COUNTY AND CITY POPULATIONS: 2020

Census 2020 data reveal that all of New York’s 10 largest counties have significant Latino populations. The Latino share of these counties’ population ranges from 6.3% in Erie County to 54.8% in Bronx County. Nearly nine in ten New York Latinos (88.2%) live in these counties, with 54.8% residing in Bronx County. Additionally, nine of the 10 largest New York counties are also home to the state’s largest Latino communities, including Kings County, Queens County, New York County, Suffolk County, Bronx County, Nassau County, Westchester County, Monroe County, and Richmond County.

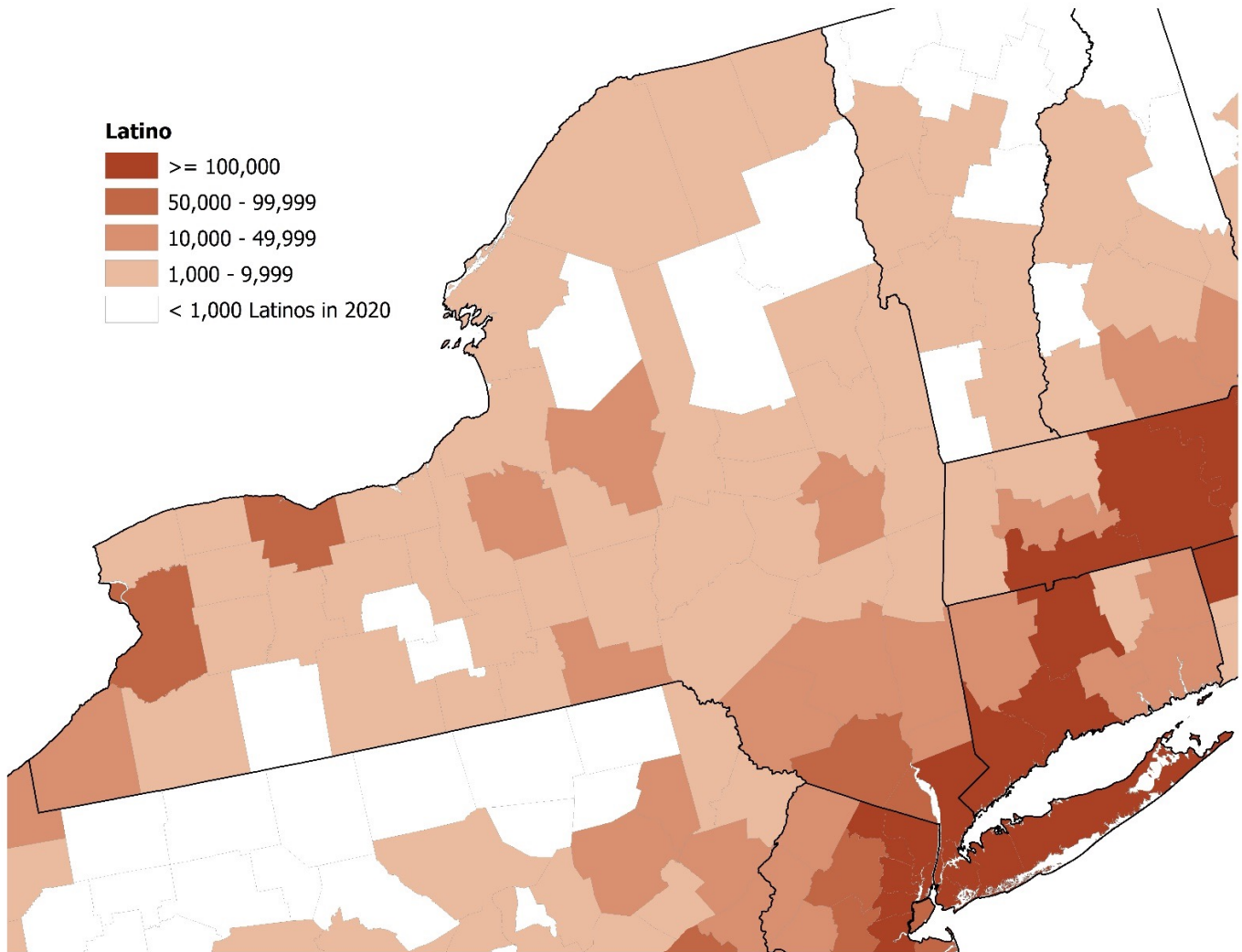
TOP 10 NEW YORK COUNTIES

COUNTY	TOTAL POPULATION	LATINO POPULATION	LATINO SHARE OF POPULATION
Kings County	2,736,074	516,426	18.9%
Queens County	2,405,464	667,861	27.8%
New York County	1,694,251	402,640	23.8%
Suffolk County	1,525,920	332,959	21.8%
Bronx County	1,472,654	806,463	54.8%
Nassau County	1,395,774	256,425	18.4%
Westchester County	1,004,457	269,334	26.8%
Erie County	954,236	59,658	6.3%
Monroe County	759,443	72,745	9.6%
Richmond County	495,747	96,960	19.6%

See “Notes” at the end of this Profile for information about methodology and data sources.

Hispanic Population by County: 2020

NEW YORK: 3,948,032

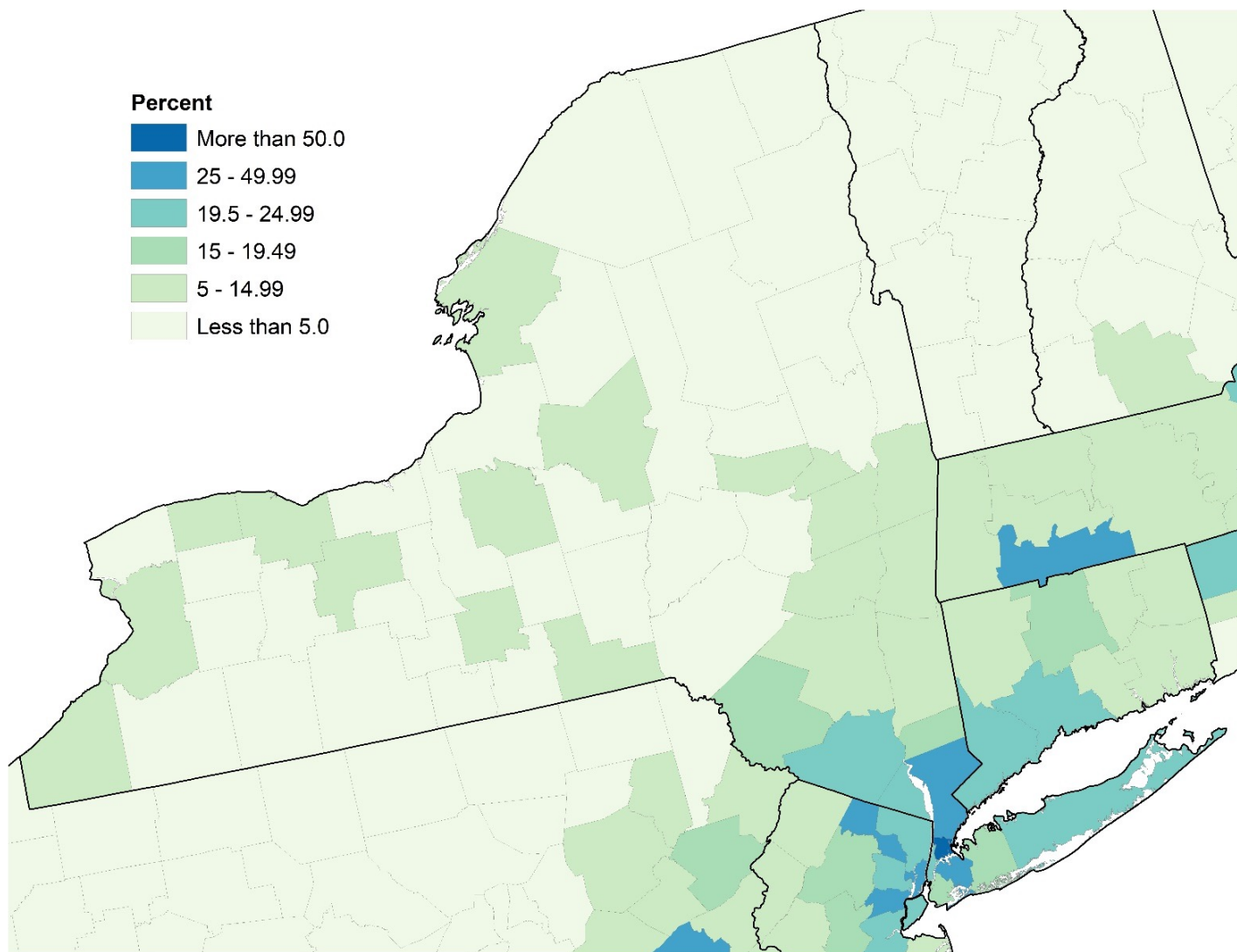


Counties with the largest Latino population include Erie, Monroe, and several in downstate New York, including some boroughs in New York City: New York, Queens, Kings, Nassau, Suffolk, Bronx, and Westchester.

See “Notes” at the end of this Profile for information about methodology and data sources.

Hispanic Population as a Percent of Total Population by County: 2020

NEW YORK: 19.5%



Counties with large shares of Latino population include several in downstate New York, including some boroughs in New York City: Bronx, Queens, and Westchester.

See “Notes” at the end of this Profile for information about methodology and data sources.

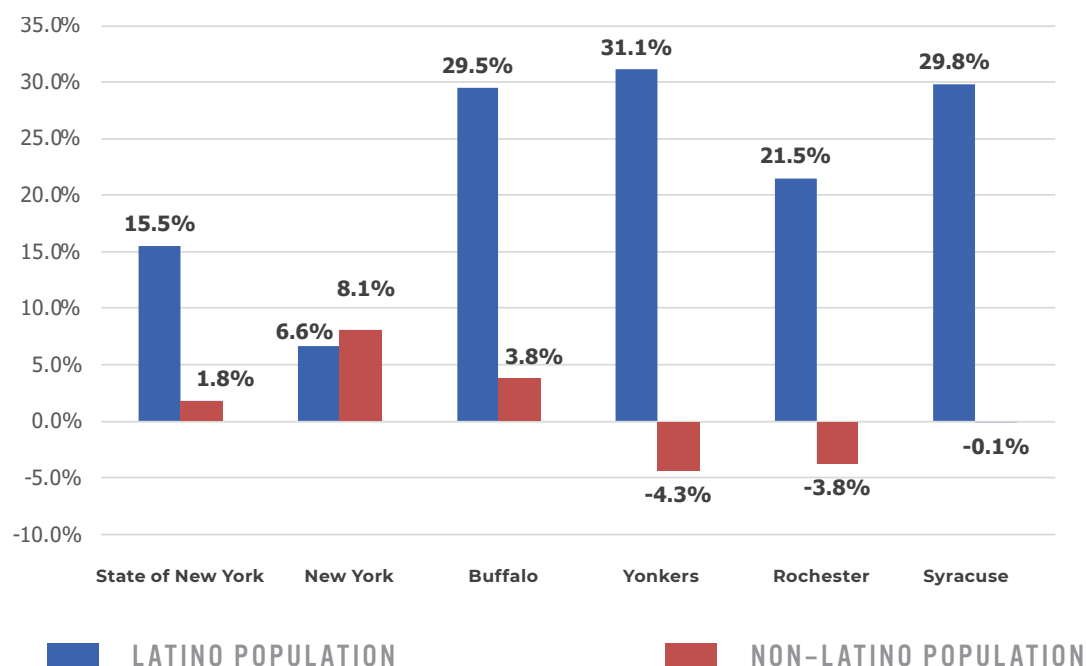
Most of New York's 10 largest cities also have significant Latino populations. The Latino share of these cities' population ranges from 4.1% in Cheektowaga to 42.1% in Yonkers. Additionally, five of New York major cities are also home to the state's largest Latino communities, including New York City, Buffalo, Yonkers, Rochester, and New Rochelle. The state's 10 largest cities are home to 69.3% of New York's Latino population.

TOP 10 NEW YORK CITIES

CITY	TOTAL POPULATION	LATINO POPULATION	LATINO SHARE OF POPULATION
New York	8,804,190	2,490,350	28.3%
Buffalo	278,349	35,643	12.8%
Yonkers	211,569	89,065	42.1%
Rochester	211,328	41,869	19.8%
Syracuse	148,620	15,625	10.5%
Albany	99,224	11,541	11.6%
New Rochelle	79,726	26,257	32.9%
Cheektowaga	76,829	3,161	4.1%
Mount Vernon	73,893	14,003	19.0%
Schenectady	67,047	8,758	13.1%

Between 2010 and 2020, the growth of the Latino population in New York and in four of the five largest cities outstripped the growth of the non-Latino population.

POPULATION INCREASE FOR STATE OF NEW YORK AND SELECTED CITIES 2010-2020



See "Notes" at the end of this Profile for information about methodology and data sources.

NOTES

This report uses data from the U.S. Census Bureau's 2010 and 2020 (P.L. 94-171) Redistricting Data Summary Files, P2 and P4 tables.

For all figures and charts, racial population group categories indicate the number of persons who identified only with that racial category – or that category “alone.” Persons who identified with more than one race are presented in the “two or more races” racial population category. Persons who did not identify as White, Black or African American, American Indian or Alaskan Native, Asian or Pacific Islander, or two or more races are presented in the “some other race” racial population category. Persons who identified as Hispanic or Latino are presented in the “Latino” category only, and are not included in any of the racial population group categories.

For more information about this **2020 Census Profile** or other **NALEO Educational Fund policy and research activities**, please contact Dorian Caal, Director of Civic Engagement Research at dcaal@naleo.org.



A special thank you to our Sapphire Anniversary Circle Members for their generous support of NALEO Educational Fund.

SAPPHIRE ANNIVERSARY CIRCLE MEMBERS

