

CALIFORNIA DEPARTMENT OF JUSTICE

ASSET FORFEITURE

ANNUAL REPORT
2010
ANNUAL REPORT



KAMALA D. HARRIS ATTORNEY GENERAL

CALIFORNIA DEPARTMENT OF JUSTICE

ASSET FORFEITURE

ANNUAL REPORT
2010
ANNUAL REPORT

KAMALA D. HARRIS ATTORNEY GENERAL



Prepared by
Division of Law Enforcement - Bureau of Narcotic Enforcement

Health and Safety Code Section 11495

11495. (a) The funds received by the law enforcement agencies under section 11489 shall be deposited into an account maintained by the Controller, county auditor, or city treasurer. These funds shall be distributed to the law enforcement agencies at their request. The Controller, auditor, or treasurer shall maintain a record of these disbursements which records shall be open to public inspection, subject to the privileges contained in sections 1040, 1041, and 1042 of the Evidence Code.

(b) Upon request of the governing body of the jurisdiction in which the distributions are made, the Controller, auditor, or treasurer shall conduct an audit of these funds and their use. In the case of the state, the governing body shall be the Legislature.

(c) Each year, the Attorney General shall publish a report which sets forth the following information for the state, each county, each city, and each city and county:

(1) The number of forfeiture actions initiated.

(2) The number of cases and the administrative number or court docket number of each case for which forfeiture was ordered or declared.

(3) The value of the assets forfeited.

(4) The recipients of the forfeited assets, the amounts received, and the date of the disbursement.

(d) The Attorney General shall develop administrative guidelines for the collection and publication of the information required in subdivision (c).

(e) The Attorney General's report shall cover the calendar year and shall be made no later than March 1 of each year beginning with the year after the enactment of this law.

Table of Contents

Introduction.....	1
Highlights.....	2
Methodology	3
Asset Forfeiture Statistical Data	5
Forfeitures Initiated.....	6
Forfeitures Completed	13
Alameda.....	20
Butte.....	38
Calaveras.....	46
Contra Costa	47
El Dorado	76
Fresno	77
Glenn.....	88
Humboldt	89
Imperial.....	97
Inyo	98
Kern	99
Kings.....	111
Lake	113
Lassen	114
Los Angeles	115
Madera	121
Marin.....	123
Mendocino	124
Merced	151
Monterey.....	154
Napa.....	160
Orange.....	164
Placer	196
Plumas.....	208

Forfeitures Completed (continued)

Riverside	209
Sacramento	244
San Bernardino	275
San Diego.....	304
San Francisco.....	305
San Joaquin	318
San Luis Obispo.....	330
San Mateo	333
Santa Barbara.....	342
Santa Clara.....	349
Santa Cruz.....	351
Shasta	356
Siskiyou	360
Solano	361
Sonoma	376
Stanislaus	386
Sutter	390
Tehama.....	392
Trinity	395
Tulare	396
Tuolumne.....	400
Ventura.....	401
Yolo.....	413



Introduction

California Health and Safety Code section 11495, which became effective August 19, 1994, as part of the state's current asset forfeiture statutes, requires the Attorney General to publish an annual report that provides the following information for the state and each county:

- ◆ The number of forfeiture actions initiated during the report year.
- ◆ The number of cases and the administrative number or court docket number of each case for which forfeiture was ordered or declared during the report year.
- ◆ The value of the assets forfeited during the report year.
- ◆ The recipients of the forfeited assets, the amounts received, and the dates of the disbursements.

The information covers state seizures and forfeitures conducted pursuant to California law only. Federal seizures and forfeitures in which California law enforcement agencies participated or shared are not reported in this document.

This 16th annual report covers the 2010 calendar year. Subsequent reports will be published by March 1st of each year.



Highlights

The information provided in this report represents 100 percent reporting by California's 58 district attorneys.

- ◆ A total of 3,344 forfeiture proceedings were initiated in 2010 involving assets with a total estimated value of \$24,595,337.52. Some of these proceedings are still pending. (The disposition of any pending proceedings will be provided in the annual report covering the year they are completed and fully disbursed.)
- ◆ A total of 3,066 forfeiture cases were completed during 2010 (includes cases initiated from 1995 through 2010.) The total value of the disbursed assets is \$16,490,185.22.
- ◆ Seven counties initiated no forfeitures during 2010. One county declined to participate.



Methodology

To comply with the requirements of Health and Safety Code section 11495, the Department of Justice (DOJ) on December 22, 1994, distributed a Division of Law Enforcement Information Bulletin to all California district attorneys. This bulletin requested that the district attorneys, as the officials conducting state forfeiture proceedings, document the information required for each forfeiture action effective January 1, 1995, and each year thereafter.

DOJ collects the statistical data from all counties in their own individual formats and converts the information into a uniform format suitable for printing. Prior to completing the Annual Asset Forfeiture Report, the counties are sent the draft of their section so that they have an opportunity to correct any errors before going to the final version and publication.

This report provides the information required by Health and Safety Code section 11495 on all forfeitures initiated during calendar year 2010, both by county and statewide. For forfeitures initiated between 1995 and 2010 that were completed during calendar year 2010, detailed information is provided as to the number of cases, case numbers, asset values, and recipients of the forfeited assets—again by county and statewide.

Pursuant to Health and Safety Code section 11489, state asset forfeiture proceeds are to be distributed as follows:

- ◆ One percent to a private, nonprofit organization composed of local prosecutors for the exclusive purpose of providing a statewide program of education and training for prosecutors and law enforcement in the ethics and proper use of state asset seizure and forfeiture laws.



State of California
ASSET FORFEITURE REPORT - 2010

- ◆ Ten percent to the prosecutorial agency that processes the forfeiture action.
- ◆ Twenty-four percent to the State General Fund.
- ◆ Sixty-five percent to the state and/or local law enforcement agencies that participated in the seizure, distributed in a manner that reflects the proportionate contribution of each agency.

(Fifteen percent of any funds distributed to local law enforcement agencies must be deposited in a special fund maintained by the county, city, or city and county of any agency making the seizure or seeking an order for forfeiture. The funds shall be used for the sole purpose of funding programs designed to combat drug abuse and divert gang activity.)

This report indicates most counties have shared the full 65 percent allotment with local law enforcement agencies. It does not provide detail as to those agencies' disposition of 15 percent of their share to a county and/or city special fund because the information was not provided, nor is it required. For those counties that include this 15 percent, the share is listed in Table 3 as going to "15%-11489" or to a county special fund.

In some cases in which the report lists only one law enforcement recipient, that agency may have made further distributions to other law enforcement agencies that assisted in that case. This further distribution information was not available from some district attorneys' offices.



Asset Forfeiture Statistical Data



.....
**Forfeitures
Initiated**

- ◆ Table 1 provides information on asset forfeiture actions initiated pursuant to California law during 2010.
- ◆ For purposes of this report, seizure of assets constitutes the initiation of a forfeiture action.
- ◆ Some cases listed involved forfeiture actions that were still pending after 2010. In other cases, forfeiture was ordered or declared and assets were distributed during 2010. (Details on the latter are provided in the “Forfeitures Completed” section.)
- ◆ The following counties have no information listed in Table 1 because they did not initiate any forfeiture actions during 2010:

Alpine	Amador	Del Norte	Mariposa
Modoc	Plumas	Sierra	

San Benito County declined to participate in this report.
Counties are not required to participate.



State of California
ASSET FORFEITURE REPORT - 2010

Table 1

County	Total Cases Initiated	Estimated Value of Assets Seized
ALAMEDA	197	\$937,704.89
ALPINE	0	\$0.00
AMADOR	0	\$0.00
BUTTE	85	\$536,582.78
CALAVERAS	10	\$11,670.00
COLUSA	7	\$79,796.40
CONTRA COSTA	232	\$1,133,166.49
DEL NORTE	0	\$0.00
EL DORADO	8	\$25,297.00
FRESNO	46	\$168,234.51
GLENN	4	\$161,955.00
HUMBOLDT	54	\$799,262.32
IMPERIAL	2	\$32,795.00
INYO	3	\$12,160.00
KERN	120	\$671,127.05
KINGS	7	\$69,340.00
LAKE	23	\$64,414.93
LASSEN	8	\$72,972.83
LOS ANGELES	491	\$7,028,540.03
MADERA	12	\$69,455.00
MARIN	16	\$196,339.31
MARIPOSA	0	\$0.00
MENDOCINO	120	\$1,542,919.41
MERCED	26	\$147,020.00
MODOC	0	\$0.00
MONO	3	\$14,207.19
MONTEREY	90	\$223,160.45
NAPA	24	\$54,285.00
NEVADA	1	\$1,400.00
ORANGE	200	\$974,526.88
PLACER	66	\$154,235.88
PLUMAS	0	\$0.00
RIVERSIDE	128	\$572,878.80
SACRAMENTO	248	\$1,714,159.24
SAN BENITO	0	\$0.00
SAN BERNARDINO	190	\$2,023,737.18
SAN DIEGO	19	\$34,952.00
SAN FRANCISCO	77	\$171,436.89
SAN JOAQUIN	31	\$101,052.10



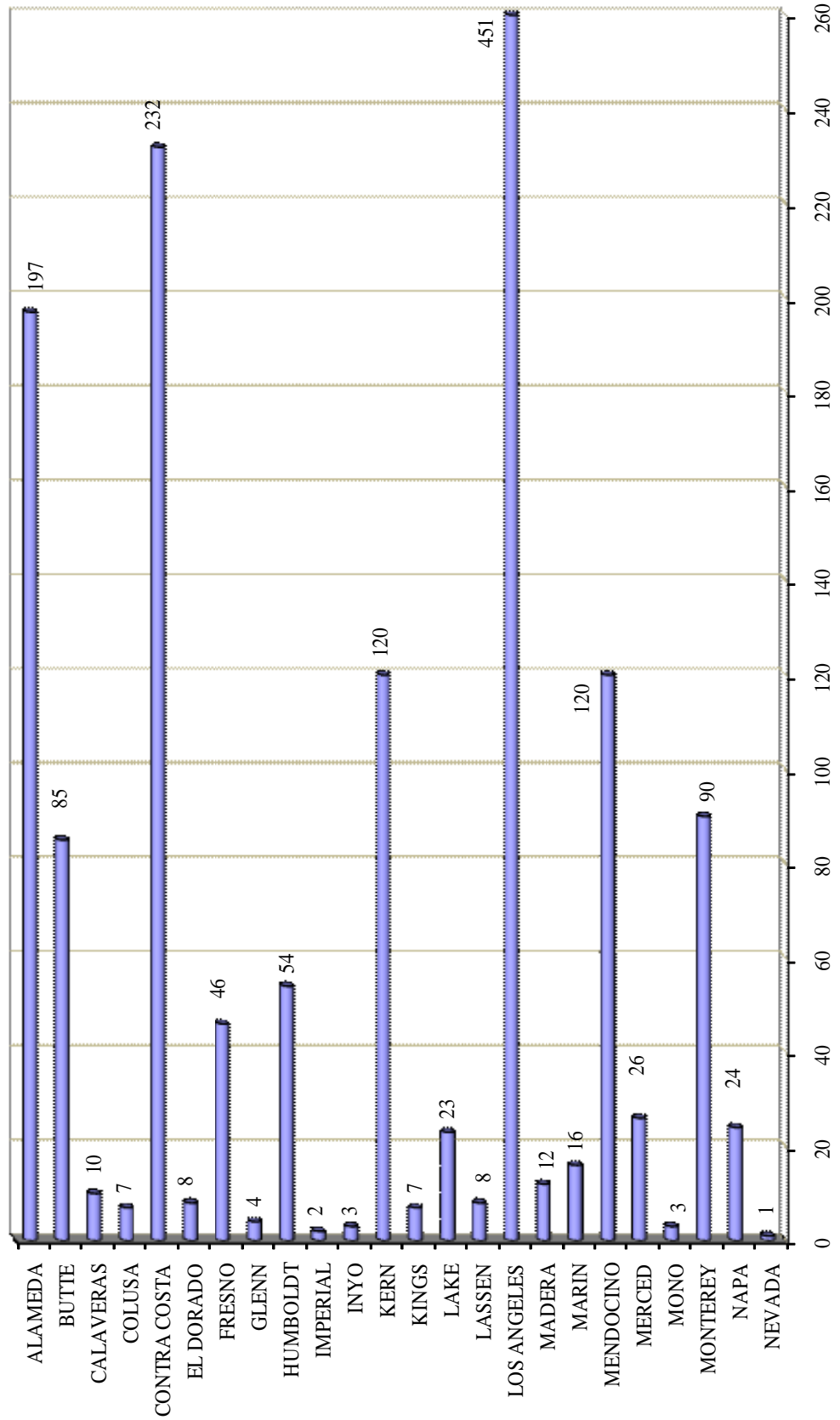
State of California
ASSET FORFEITURE REPORT - 2010

Table 1

County	Total Cases Initiated	Estimated Value of Assets Seized
SAN LUIS OBISPO	24	\$168,121.77
SAN MATEO	104	\$380,491.55
SANTA BARBARA	55	\$677,307.09
SANTA CLARA	42	\$101,271.00
SANTA CRUZ	30	\$170,014.15
SHASTA	45	\$243,426.58
SIERRA	0	\$0.00
SISKIYOU	7	\$36,206.00
SOLANO	115	\$333,354.26
SONOMA	66	\$1,160,871.95
STANISLAUS	43	\$193,167.21
SUTTER	10	\$63,281.00
TEHAMA	29	\$292,499.44
TRINITY	8	\$83,841.32
TULARE	25	\$82,306.21
TUOLUMNE	14	\$31,835.85
VENTURA	132	\$672,300.30
YOLO	36	\$75,941.00
YUBA	11	\$28,316.28
Total:	3,344	\$24,595,337.52

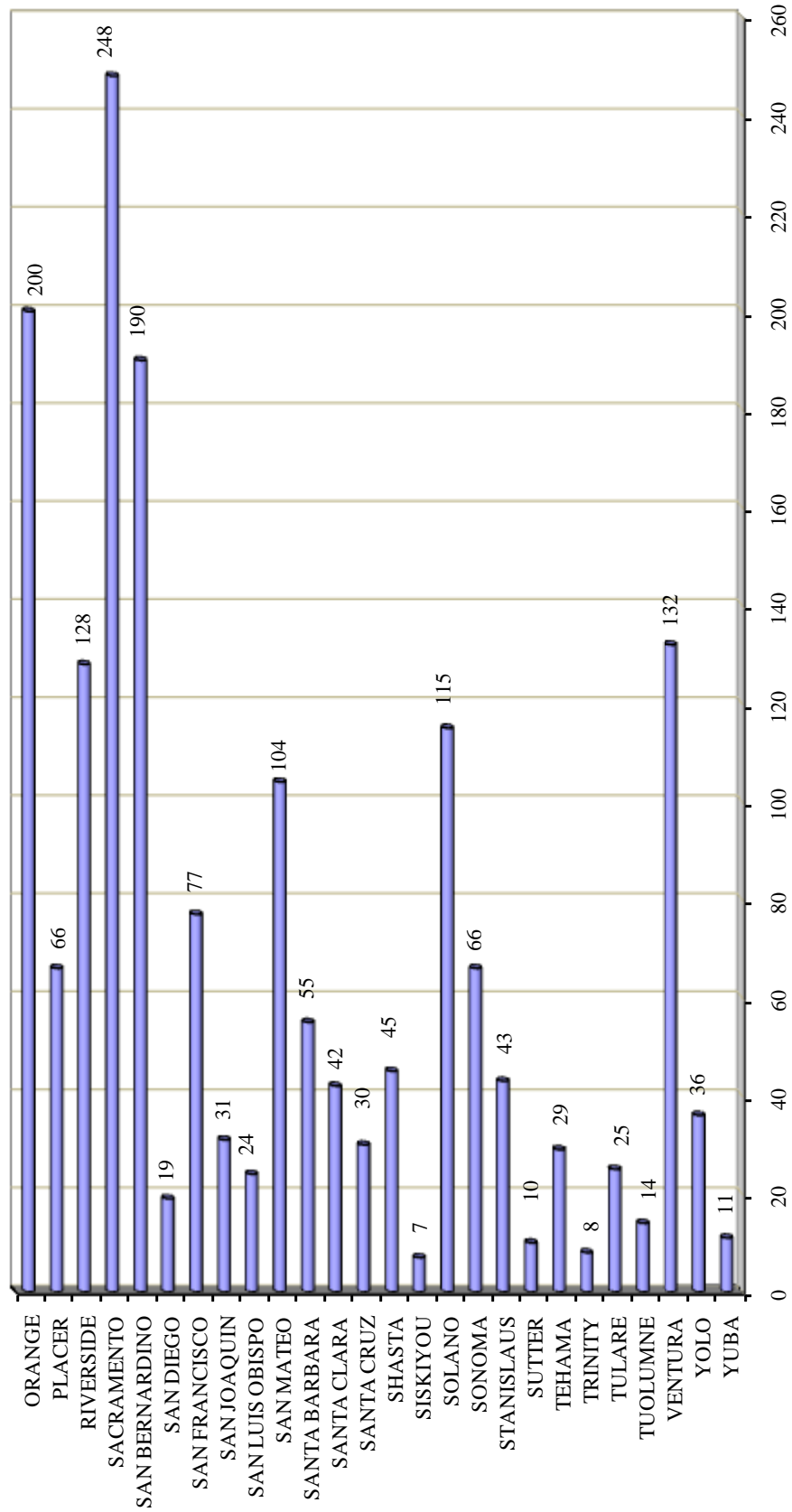


Number of Forfeiture Actions Initiated by County (A to N)
January 1, 2010 - December 31, 2010
(excluding Counties with nothing to report: Alpine, Amador, Del Norte,
Mariposa, Modoc, Plumas, San Benito, and Sierra Counties)



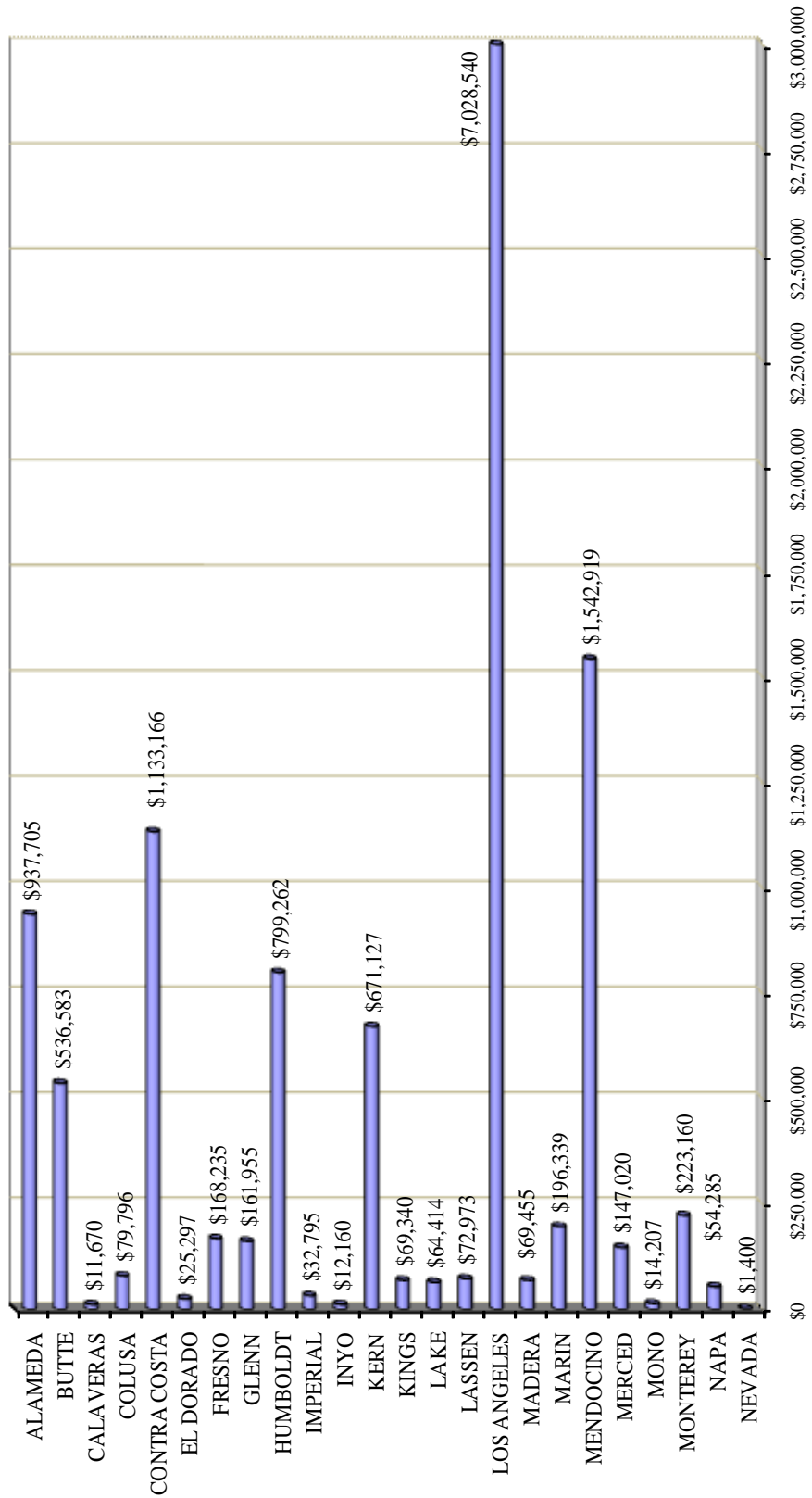


Number of Forfeiture Actions Initiated by County (O to Y)
January 1, 2010 - December 31, 2010
(excluding Counties with nothing to report: Alpine, Amador, Del Norte,
Mariposa, Modoc, Plumas, San Benito, and Sierra Counties)



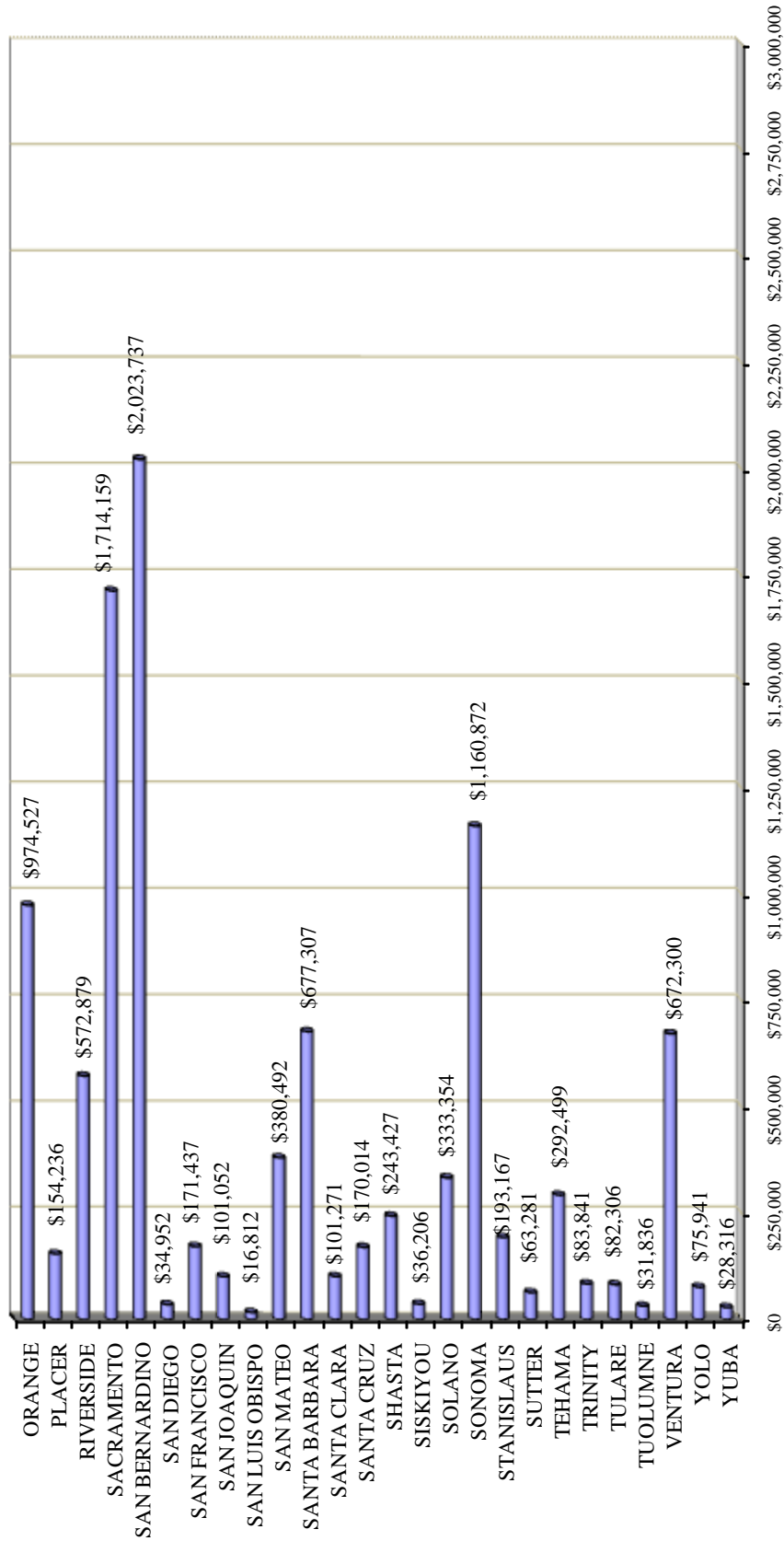


Estimated Value of Forfeiture Actions Initiated by County (A to N)
January 1, 2010 - December 31, 2010
(excluding Counties with nothing to report: Alpine, Amador, Del Norte,
Mariposa, Modoc, Plumas, San Benito, and Sierra Counties)





Estimated Value of Forfeiture Actions Initiated by County (O to Y)
January 1, 2010 - December 31, 2010
(excluding Counties with nothing to report: Alpine, Amador, Del Norte,
Mariposa, Modoc, Plumas, San Benito, and Sierra Counties)





Forfeitures Completed

- ◆ Table 2 provides summary information by county on asset forfeiture cases completed pursuant to California law during 2010. (This includes disbursement information on cases initiated from 1995 through 2010.)
- ◆ For purposes of this report, an asset forfeiture case is considered completed when forfeiture has been ordered or declared and all assets have been distributed. (When initiated cases were adjudicated and all items seized were returned to the defendant, the cases were not considered asset forfeiture cases—rather these cases were treated as not being forfeited.)
- ◆ Cases initiated from 1995 through 2010 in which only a partial distribution has been made are not listed in Table 3 because they are considered still pending. (These cases will be included in the report for the calendar year in which the case has been fully distributed.)
- ◆ Table 3 provides detailed information on each asset forfeiture case completed pursuant to California law during 2010. (This includes disbursement information on cases initiated from 1995 through 2010.)
- ◆ The “Amount Forfeited” listed in Table 3 for each case represents the net amount available for disbursement, after deduction of costs or returns to claimants and addition of accrued interest.
- ◆ The following counties show zeroes in Table 2 and are not shown in Table 3 because, during this report period, they did not fully distribute assets from any forfeiture cases initiated from 1995 through 2010:

Alpine	Amador	Colusa	Del Norte
Mariposa	Modoc	Mono	Nevada
Sierra	Yuba		

San Benito County declined to participate in this report.
Counties are not required to participate.



State of California
ASSET FORFEITURE REPORT - 2010

Table 2

County	Forfeitures Completed	Amount Disbursed
ALAMEDA	159	\$1,393,660.47
ALPINE	0	\$0.00
AMADOR	0	\$0.00
BUTTE	59	\$148,287.70
CALAVERAS	4	\$7,477.85
COLUSA	0	\$0.00
CONTRA COSTA	218	\$718,137.78
DEL NORTE	0	\$0.00
EL DORADO	5	\$14,094.16
FRESNO	85	\$190,861.59
GLENN	6	\$81,898.37
HUMBOLDT	63	\$633,987.70
IMPERIAL	6	\$20,234.71
INYO	3	\$29,732.37
KERN	105	\$460,941.73
KINGS	9	\$39,812.49
LAKE	2	\$6,709.42
LASSEN	7	\$50,722.70
LOS ANGELES	48	\$1,247,122.67
MADERA	11	\$54,136.35
MARIN	3	\$45,902.88
MARIPOSA	0	\$0.00
MENDOCINO	125	\$1,311,841.86
MERCED	20	\$58,080.69
MODOC	0	\$0.00
MONO	0	\$0.00
MONTEREY	45	\$90,875.86
NAPA	29	\$142,293.63
NEVADA	0	\$0.00
ORANGE	295	\$1,239,586.60
PLACER	88	\$115,676.58
PLUMAS	8	\$9,709.02
RIVERSIDE	265	\$1,238,325.60
SACRAMENTO	281	\$1,346,966.93
SAN BENITO	0	\$0.00
SAN BERNARDINO	251	\$2,189,482.77
SAN DIEGO	6	\$7,889.21
SAN FRANCISCO	115	\$391,642.81
SAN JOAQUIN	91	\$214,179.71
SAN LUIS OBISPO	16	\$32,697.30
SAN MATEO	74	\$226,040.65



State of California
ASSET FORFEITURE REPORT - 2010

Table 2

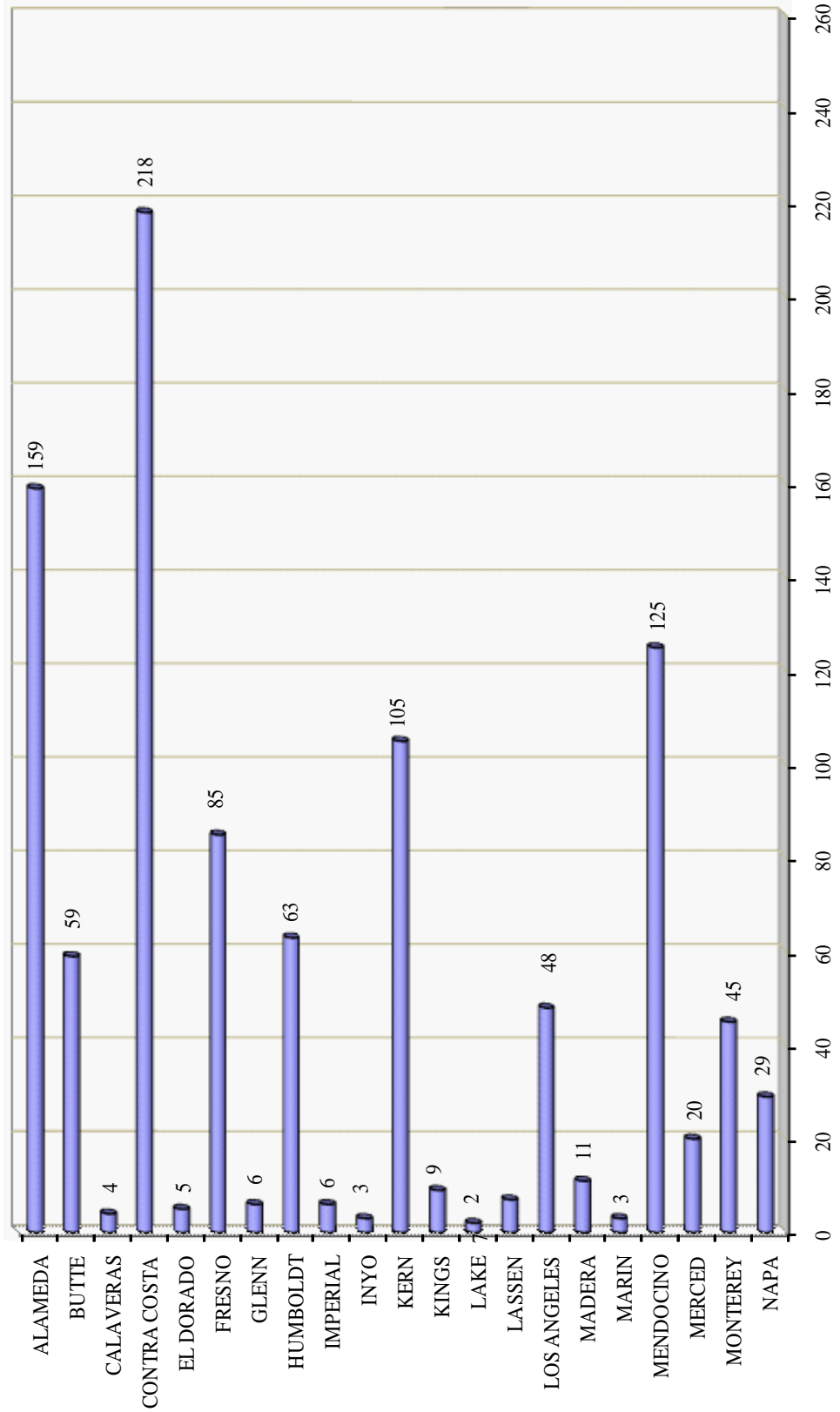
County	Forfeitures Completed	Amount Disbursed
SANTA BARBARA	59	\$340,619.97
SANTA CLARA	11	\$25,975.03
SANTA CRUZ	35	\$334,535.76
SHASTA	32	\$112,716.61
SIERRA	0	\$0.00
SISKIYOU	2	\$49,452.95
SOLANO	114	\$364,298.69
SONOMA	72	\$642,456.80
STANISLAUS	26	\$114,981.92
SUTTER	11	\$67,126.43
TEHAMA	18	\$51,818.52
TRINITY	6	\$33,283.33
TULARE	29	\$145,928.23
TUOLUMNE	8	\$14,471.21
VENTURA	108	\$368,448.01
YOLO	33	\$65,061.60
YUBA	0	\$0.00
Total:	3,066	\$16,490,185.22



Number of Forfeiture Actions Completed by County (A to N)

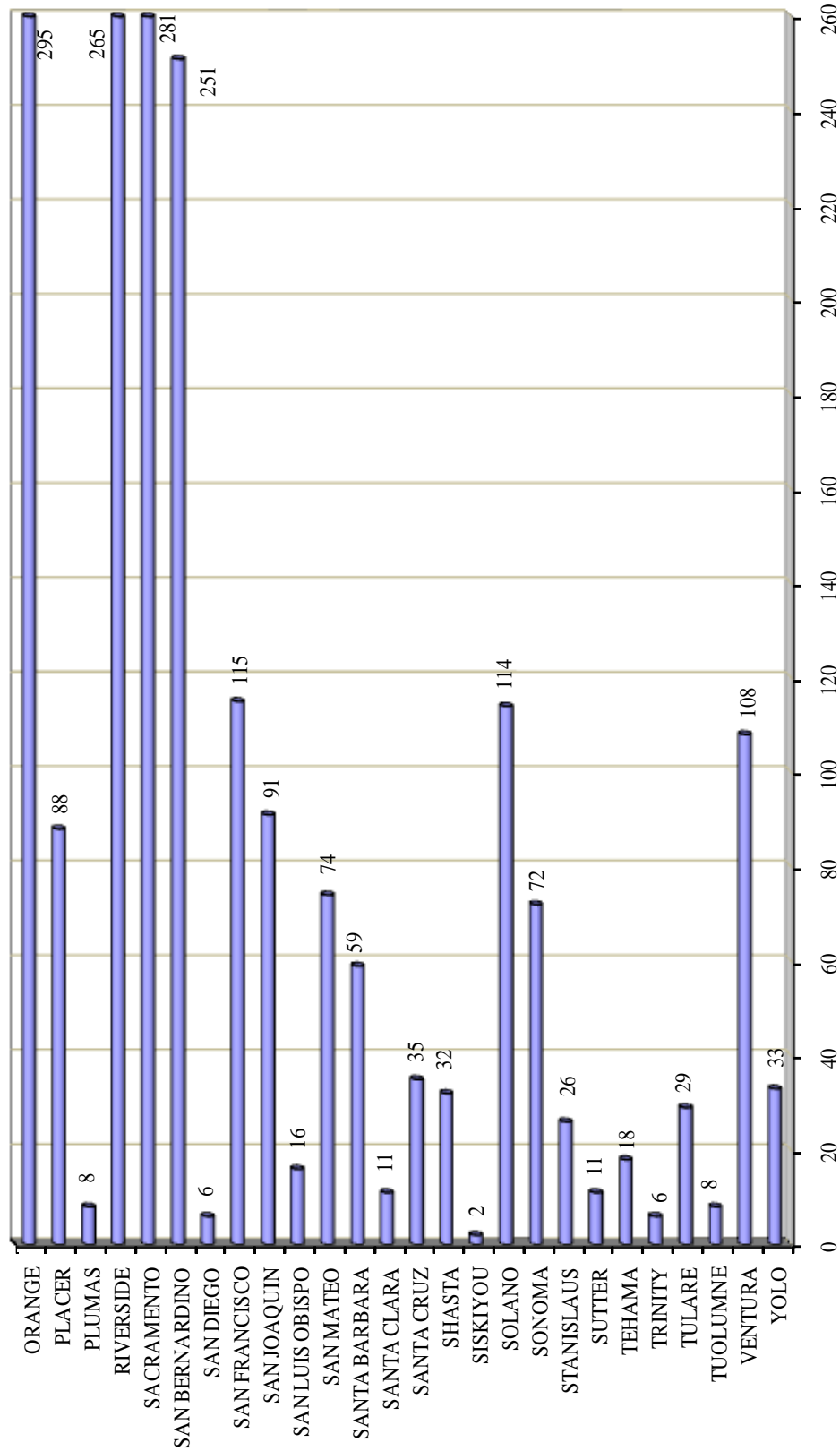
January 1, 2010 - December 31, 2010

(excluding Counties with nothing to report: Alpine, Amador, Colusa, Del Norte, Mariposa, Modoc, Mono, Nevada, San Benito & Sierra)





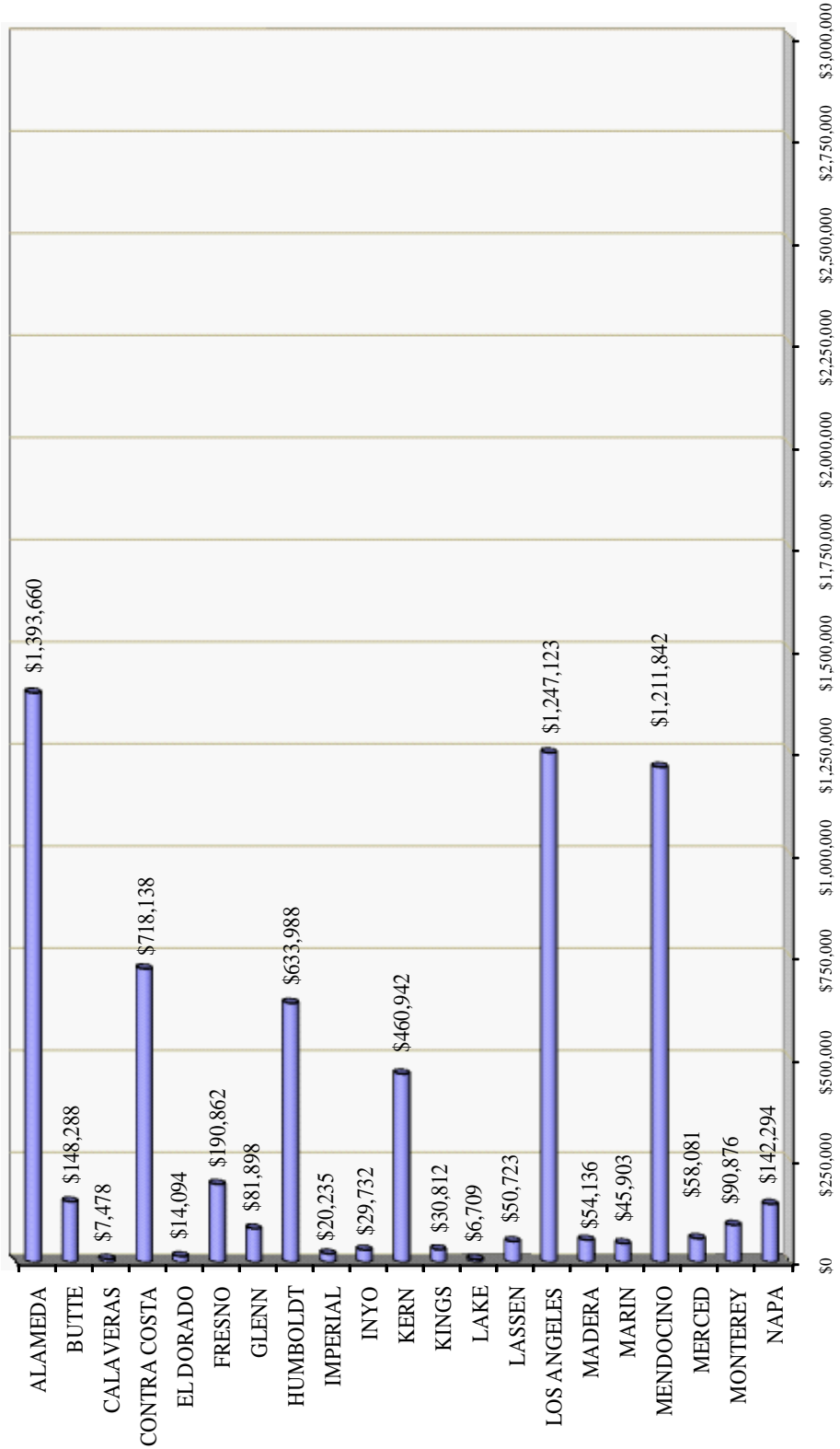
Number of Forfeiture Actions Completed by County (O to Y)
January 1, 2010 - December 31, 2010
(excluding Counties with nothing to report: Alpine, Amador, Colusa, Del Norte
Mariposa, Modoc, Mono, Nevada, San Benito, Sierra & Yuba)





Estimated Value of Forfeiture Actions Completed by County (A to N) January 1, 2010 - December 31, 2010

(excluding Counties with nothing to report: Alpine, Amador, Colusa,
Del Norte, Mariposa, Modoc, Mono, Nevada, San Benito & Sierra)

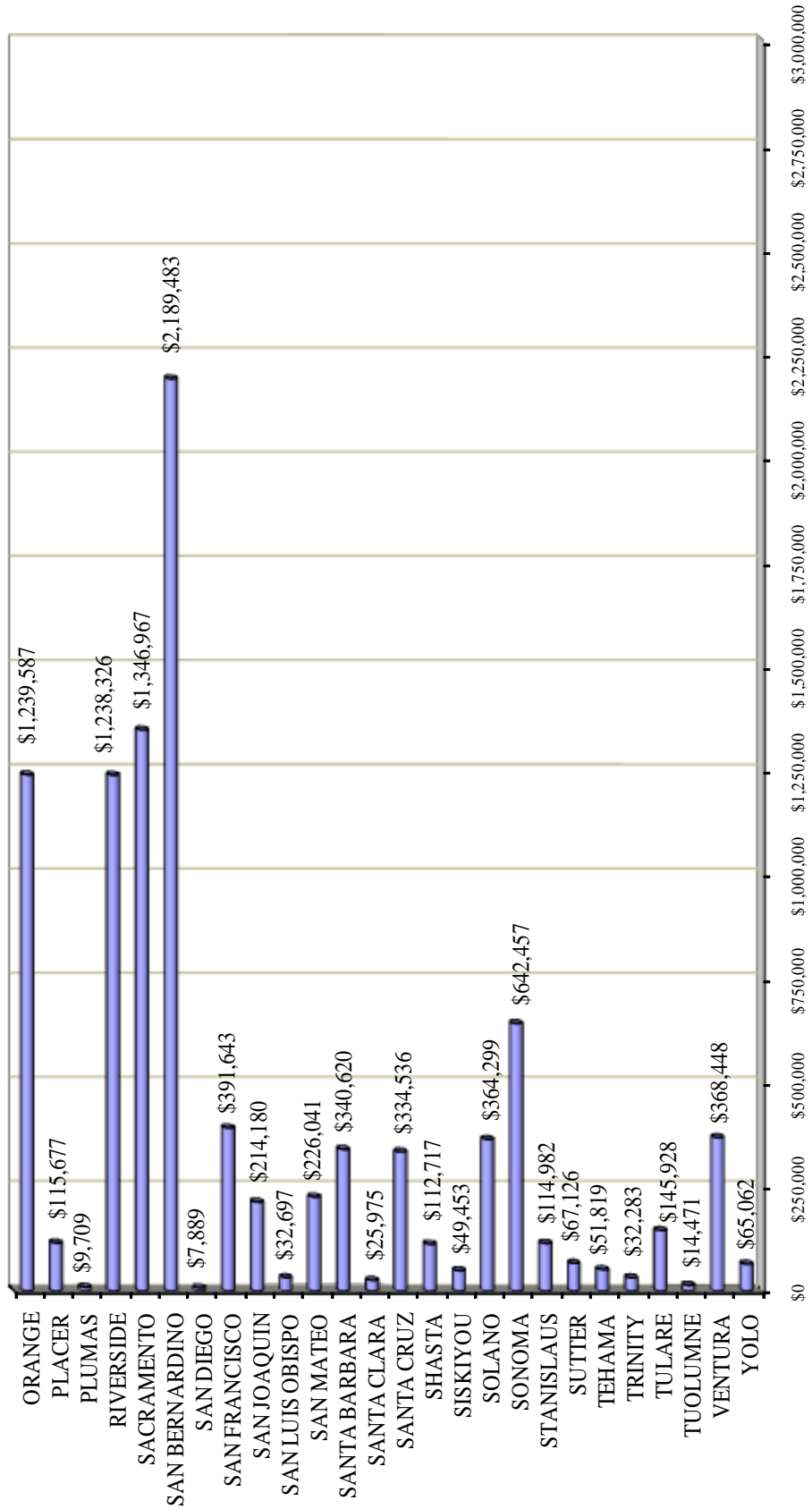




Estimated Value of Forfeiture Actions Completed by County (O to Y)

January 1, 2010 - December 31, 2010

(excluding Counties with nothing to report: Alpine, Amador, Colusa, Del Norte, Mariposa, Modoc, Mono, Nevada, San Benito, San Bernardino, Sierra & Yuba)





State of California
ASSET FORFEITURE REPORT - 2010

Table 3

Admin Number	Docket Number	Amount Forfeited	Date Disbursed	Recipient	Amount Disbursed
ALAMEDA					
2010-002	546942	\$1,718.68	12/2/2010	BERKELEY PD	\$1,117.14
				CDA A	\$17.19
				DA OFFICE	\$171.87
				GENERAL FUND	\$412.48
2010-011	236508	\$912.00	12/2/2010	CDA A	\$9.12
				DA OFFICE	\$91.20
				GENERAL FUND	\$218.88
				TF SOUTHERN ALAMEDA CO	\$592.80
2010-019	557480	\$1,505.53	12/2/2010	BERKELEY PD	\$978.59
				CDA A	\$15.06
				DA OFFICE	\$150.55
				GENERAL FUND	\$361.33
2010-040	236617	\$1,445.00	12/2/2010	CDA A	\$14.45
				DA OFFICE	\$144.50
				GENERAL FUND	\$346.80
				TF SOUTHERN ALAMEDA CO	\$939.25
2010-042	425000	\$1,741.00	12/2/2010	CDA A	\$17.41
				DA OFFICE	\$174.10
				GENERAL FUND	\$417.84
				SAN LEANDRO PD	\$1,131.65
2010-048	559205	\$6,902.10	12/2/2010	ALAMEDA PD	\$4,486.37
				CDA A	\$69.02
				DA OFFICE	\$690.21
				GENERAL FUND	\$1,656.50
2010-052	425471	\$1,365.00	12/2/2010	CDA A	\$13.65
				DA OFFICE	\$136.50
				GENERAL FUND	\$327.60
				SAN LEANDRO PD	\$887.25
2010-063	237043	\$11,870.00	12/2/2010	CDA A	\$118.70
				DA OFFICE	\$1,187.00
				GENERAL FUND	\$2,848.80
				TF SOUTHERN ALAMEDA CO	\$7,715.50
2010-065	236842	\$3,900.00	12/2/2010	CDA A	\$39.00
				DA OFFICE	\$390.00
				GENERAL FUND	\$936.00
				TF SOUTHERN ALAMEDA CO	\$2,535.00



State of California
ASSET FORFEITURE REPORT - 2010

Table 3

Admin Number	Docket Number	Amount Forfeited	Date Disbursed	Recipient	Amount Disbursed
2010-075	425812	\$2,900.00	12/2/2010	CDA DA OFFICE GENERAL FUND HAYWARD PD	\$29.00 \$290.00 \$696.00 \$1,885.00
2010-076	133396	\$1,554.00	12/2/2010	CDA DA OFFICE GENERAL FUND LIVERMORE PD	\$15.54 \$155.40 \$372.96 \$1,010.10
2010-077	236771	\$3,693.00	12/2/2010	CDA DA OFFICE GENERAL FUND TF SOUTHERN ALAMEDA CO	\$36.93 \$369.30 \$886.32 \$2,400.45
2010-078	237377	\$504.00	12/2/2010	CDA DA OFFICE GENERAL FUND TF SOUTHERN ALAMEDA CO	\$5.04 \$50.40 \$120.96 \$327.60
2010-083	426354	\$761.00	12/2/2010	CDA DA OFFICE GENERAL FUND SAN LEANDRO PD	\$7.61 \$76.10 \$182.64 \$494.65
2010-117	427576	\$2,572.00	12/2/2010	CDA DA OFFICE GENERAL FUND SAN LEANDRO PD	\$25.72 \$257.20 \$617.28 \$1,671.80
2010-119	560092	\$1,548.64	12/2/2010	BERKELEY PD CDA DA OFFICE GENERAL FUND	\$1,006.62 \$15.49 \$154.86 \$371.67
2010-121	423951	\$6,162.00	12/2/2010	CDA DA OFFICE GENERAL FUND SAN LEANDRO PD	\$61.62 \$616.20 \$1,478.88 \$4,005.30
RG07-353865	405785	\$33,658.00	3/3/2010	ALAMEDA CO SO CDA DA OFFICE GENERAL FUND	\$21,877.70 \$336.58 \$3,365.80 \$8,077.92
RG08-381576	539590	\$21,064.00	3/11/2010	CDA	\$210.64



State of California
ASSET FORFEITURE REPORT - 2010

Table 3

Admin Number	Docket Number	Amount Forfeited	Date Disbursed	Recipient	Amount Disbursed
				DA OFFICE	\$2,106.40
				GENERAL FUND	\$5,055.36
				OAKLAND PD	\$13,691.60
RG08-413240	544024	\$48,265.75	12/2/2010		
				BERKELEY PD	\$31,372.74
				CDA A	\$482.66
				DA OFFICE	\$4,826.57
				GENERAL FUND	\$11,583.78
RG09-442427	130077	\$78,125.00	5/4/2010		
				CDA A	\$781.25
				DA OFFICE	\$7,812.50
				DUBLIN PD	\$50,781.25
				GENERAL FUND	\$18,750.00
RG09-442924	417656	\$29,500.00	12/2/2010		
				ALAMEDA CO SO	\$19,175.00
				CDA A	\$295.00
				DA OFFICE	\$2,950.00
				GENERAL FUND	\$7,080.00
RG09-446783	549535	\$531,168.00	12/29/2010		
				CDA A	\$5,311.68
				DA OFFICE	\$53,116.80
				GENERAL FUND	\$127,480.32
				TF MENDOCINO CO NTF	\$345,259.20
RG09-454361	233471	\$37,125.00	5/4/2010		
				CDA A	\$371.25
				DA OFFICE	\$3,712.50
				GENERAL FUND	\$8,910.00
				TF SOUTHERN ALAMEDA CO	\$24,131.25
RG09-470652	85257	\$33,310.00	12/2/2010		
				ALAMEDA PD	\$10,825.75
				CDA A	\$333.10
				DA OFFICE	\$3,331.00
				GENERAL FUND	\$7,994.40
				SAN FRANCISCO PD	\$10,825.75
RG09-471938	420705	\$5,383.00	5/4/2010		
				CDA A	\$53.83
				DA OFFICE	\$538.30
				GENERAL FUND	\$1,291.92
				SAN LEANDRO PD	\$3,498.95
RG09-479386	554493	\$1,586.39	12/2/2010		
				BERKELEY PD	\$1,031.15
				CDA A	\$15.86
				DA OFFICE	\$158.65
				GENERAL FUND	\$380.73
RG10-519524	561750	\$29,600.00	12/2/2010		
				CDA A	\$296.00
				DA OFFICE	\$2,960.00



State of California
ASSET FORFEITURE REPORT - 2010

Table 3

Admin Number	Docket Number	Amount Forfeited	Date Disbursed	Recipient	Amount Disbursed
				GENERAL FUND	\$7,104.00
				TF MARIN CO MAJOR CRIME	\$19,240.00
Y25-077	115481	\$1,989.03	5/4/2010		
				CDA A	\$19.89
				DA OFFICE	\$198.90
				GENERAL FUND	\$477.37
				PLEASANTON PD	\$1,292.87
Y26-041	390780	\$2,519.21	3/11/2010		
				CDA A	\$25.19
				DA OFFICE	\$251.92
				GENERAL FUND	\$604.61
				SAN LEANDRO PD	\$1,637.49
Y27-044	527709	\$14,715.72	5/12/2010		
				CDA A	\$147.16
				DA OFFICE	\$1,471.57
				GENERAL FUND	\$3,531.77
				OAKLAND PD	\$9,565.22
Y27-056	528223	\$1,273.00	5/12/2010		
				CDA A	\$12.73
				DA OFFICE	\$127.30
				GENERAL FUND	\$305.52
				OAKLAND PD	\$827.45
Y27-100	402022	\$8,410.00	4/28/2010		
				CDA A	\$84.10
				DA OFFICE	\$841.00
				GENERAL FUND	\$2,018.40
				SAN LEANDRO PD	\$5,466.50
Y27-116	224725	\$6,901.23	12/2/2010		
				CDA A	\$69.01
				DA OFFICE	\$690.12
				GENERAL FUND	\$1,656.30
				TF SOUTHERN ALAMEDA CO	\$4,485.80
Y27-143	532148	\$2,060.00	5/12/2010		
				CDA A	\$20.60
				DA OFFICE	\$206.00
				GENERAL FUND	\$494.40
				OAKLAND PD	\$1,339.00
Y27-206	534477	\$1,096.00	5/12/2010		
				CDA A	\$10.96
				DA OFFICE	\$109.60
				GENERAL FUND	\$263.04
				OAKLAND PD	\$712.40
Y27-213	531771	\$1,672.00	5/12/2010		
				CDA A	\$16.72
				DA OFFICE	\$167.20
				GENERAL FUND	\$401.28
				OAKLAND PD	\$1,086.80



State of California
ASSET FORFEITURE REPORT - 2010

Table 3

Admin Number	Docket Number	Amount Forfeited	Date Disbursed	Recipient	Amount Disbursed
Y27-218	PV 153472	\$1,396.00	5/12/2010	CDA DA OFFICE GENERAL FUND OAKLAND PD	\$13.96 \$139.60 \$335.04 \$907.40
Y28-009	536420	\$2,280.16	5/12/2010	CDA DA OFFICE GENERAL FUND OAKLAND PD	\$22.80 \$228.02 \$547.24 \$1,482.10
Y28-013	407832	\$738.00	3/11/2010	CDA DA OFFICE GENERAL FUND SAN LEANDRO PD	\$7.38 \$73.80 \$177.12 \$479.70
Y28-014	536895	\$2,713.00	5/12/2010	CDA DA OFFICE GENERAL FUND OAKLAND PD	\$27.13 \$271.30 \$651.12 \$1,763.45
Y28-018	537225	\$1,278.00	5/12/2010	CDA DA OFFICE GENERAL FUND OAKLAND PD	\$12.78 \$127.80 \$306.72 \$830.70
Y28-024	537475	\$1,661.00	5/12/2010	CDA DA OFFICE GENERAL FUND OAKLAND PD	\$16.61 \$166.10 \$398.64 \$1,079.65
Y28-027	537580	\$1,246.00	5/12/2010	CDA DA OFFICE GENERAL FUND OAKLAND PD	\$12.46 \$124.60 \$299.04 \$809.90
Y28-049	408997	\$3,979.75	4/28/2010	CDA DA OFFICE GENERAL FUND SAN LEANDRO PD	\$39.80 \$397.97 \$955.14 \$2,586.84
Y28-063	539297	\$626.00	3/11/2010	CDA DA OFFICE GENERAL FUND OAKLAND PD	\$6.26 \$62.60 \$150.24 \$406.90
Y28-069	538736	\$1,034.71	12/2/2010	BERKELEY PD	\$672.56



State of California
ASSET FORFEITURE REPORT - 2010

Table 3

Admin Number	Docket Number	Amount Forfeited	Date Disbursed	Recipient	Amount Disbursed
				CDA A	\$10.35
				DA OFFICE	\$103.47
				GENERAL FUND	\$248.33
Y28-093	531938	\$1,090.00	5/12/2010		
				CDA A	\$10.90
				DA OFFICE	\$109.00
				GENERAL FUND	\$261.60
				OAKLAND PD	\$708.50
Y28-095	536246	\$1,729.00	5/12/2010		
				CDA A	\$17.29
				DA OFFICE	\$172.90
				GENERAL FUND	\$414.96
				OAKLAND PD	\$1,123.85
Y28-097	533203	\$1,633.00	5/12/2010		
				CDA A	\$16.33
				DA OFFICE	\$163.30
				GENERAL FUND	\$391.92
				OAKLAND PD	\$1,061.45
Y28-098	534687	\$2,106.00	5/12/2010		
				CDA A	\$21.06
				DA OFFICE	\$210.60
				GENERAL FUND	\$505.44
				OAKLAND PD	\$1,368.90
Y28-099	535985	\$779.00	5/12/2010		
				CDA A	\$7.79
				DA OFFICE	\$77.90
				GENERAL FUND	\$186.96
				OAKLAND PD	\$506.35
Y28-102		\$3,775.00	3/11/2010		
				CDA A	\$37.75
				DA OFFICE	\$377.50
				GENERAL FUND	\$906.00
				OAKLAND PD	\$2,453.75
Y28-112	540665	\$715.00	5/12/2010		
				CDA A	\$7.15
				DA OFFICE	\$71.50
				GENERAL FUND	\$171.60
				OAKLAND PD	\$464.75
Y28-114	515023	\$951.00	5/12/2010		
				CDA A	\$9.51
				DA OFFICE	\$95.10
				GENERAL FUND	\$228.24
				OAKLAND PD	\$618.15
Y28-120	540988	\$3,680.00	5/12/2010		
				CDA A	\$36.80
				DA OFFICE	\$368.00
				GENERAL FUND	\$883.20



State of California
ASSET FORFEITURE REPORT - 2010

Table 3

Admin Number	Docket Number	Amount Forfeited	Date Disbursed	Recipient	Amount Disbursed
				OAKLAND PD	\$2,392.00
Y28-128	541294	\$8,639.00	5/12/2010		
				CDA A	\$86.39
				DA OFFICE	\$863.90
				GENERAL FUND	\$2,073.36
				OAKLAND PD	\$5,615.35
Y28-134	411157	\$1,439.00	12/2/2010		
				CDA A	\$14.39
				DA OFFICE	\$143.90
				GENERAL FUND	\$345.36
				SAN LEANDRO PD	\$935.35
Y28-139	H43715	\$10,510.00	12/2/2010		
				CDA A	\$105.10
				DA OFFICE	\$1,051.00
				GENERAL FUND	\$2,522.40
				HAYWARD PD	\$6,831.50
Y28-148	411535	\$1,047.00	3/3/2010		
				ALAMEDA CO SO	\$680.55
				CDA A	\$10.47
				DA OFFICE	\$104.70
				GENERAL FUND	\$251.28
Y28-160	412011	\$10,308.00	3/11/2010		
				CDA A	\$103.08
				DA OFFICE	\$1,030.80
				GENERAL FUND	\$2,473.92
				SAN LEANDRO PD	\$6,700.20
Y28-161	542431	\$2,225.00	5/12/2010		
				CDA A	\$22.25
				DA OFFICE	\$222.50
				GENERAL FUND	\$534.00
				OAKLAND PD	\$1,446.25
Y28-164	41320	\$2,983.00	4/28/2010		
				CDA A	\$29.83
				DA OFFICE	\$298.30
				GENERAL FUND	\$715.92
				SAN LEANDRO PD	\$1,938.95
Y28-165	542723	\$5,119.68	5/12/2010		
				CDA A	\$51.20
				DA OFFICE	\$511.97
				GENERAL FUND	\$1,228.72
				OAKLAND PD	\$3,327.79
Y28-176	411429	\$2,373.00	12/2/2010		
				CDA A	\$23.73
				DA OFFICE	\$237.30
				GENERAL FUND	\$569.52
				HAYWARD PD	\$1,542.45



State of California
ASSET FORFEITURE REPORT - 2010

Table 3

Admin Number	Docket Number	Amount Forfeited	Date Disbursed	Recipient	Amount Disbursed
Y28-177	541532	\$3,513.00	5/12/2010	CDA DA OFFICE GENERAL FUND OAKLAND PD	\$35.13 \$351.30 \$843.12 \$2,283.45
Y28-185	PV 152739	\$2,274.00	5/12/2010	CDA DA OFFICE GENERAL FUND OAKLAND PD	\$22.74 \$227.40 \$545.76 \$1,478.10
Y28-186	H46628	\$4,011.84	12/2/2010	CDA DA OFFICE GENERAL FUND TF SOUTHERN ALAMEDA CO	\$40.12 \$401.18 \$962.84 \$2,607.70
Y28-196	543388	\$1,148.00	5/12/2010	CDA DA OFFICE GENERAL FUND OAKLAND PD	\$11.48 \$114.80 \$275.52 \$746.20
Y28-201		\$798.00	3/11/2010	ALAMEDA CO SO CDA DA OFFICE GENERAL FUND	\$518.70 \$7.98 \$79.80 \$191.52
Y28-203	543717	\$2,252.00	5/12/2010	CDA DA OFFICE GENERAL FUND OAKLAND PD	\$22.52 \$225.20 \$540.48 \$1,463.80
Y28-208	128273	\$4,598.00	12/2/2010	CDA DA OFFICE DUBLIN PD GENERAL FUND	\$45.98 \$459.80 \$2,988.70 \$1,103.52
Y28-215	414054	\$3,553.00	12/2/2010	ALAMEDA CO SO CDA DA OFFICE GENERAL FUND	\$2,309.45 \$35.53 \$355.30 \$852.72
Y28-219	544317	\$6,123.00	5/12/2010	CDA DA OFFICE GENERAL FUND OAKLAND PD	\$61.23 \$612.30 \$1,469.52 \$3,979.95
Y28-223	544408	\$1,772.00	5/12/2010	CDA	\$17.72



State of California
ASSET FORFEITURE REPORT - 2010

Table 3

Admin Number	Docket Number	Amount Forfeited	Date Disbursed	Recipient	Amount Disbursed
				DA OFFICE	\$177.20
				GENERAL FUND	\$425.28
				OAKLAND PD	\$1,151.80
Y28-224	544407	\$1,976.00	5/12/2010		
				CDA A	\$19.76
				DA OFFICE	\$197.60
				GENERAL FUND	\$474.24
				OAKLAND PD	\$1,284.40
Y28-227	544214	\$1,306.68	5/12/2010		
				CDA A	\$13.07
				DA OFFICE	\$130.67
				GENERAL FUND	\$313.60
				OAKLAND PD	\$849.34
Y28-233	410868	\$5,660.00	3/11/2010		
				CDA A	\$56.60
				DA OFFICE	\$566.00
				GENERAL FUND	\$1,358.40
				SAN LEANDRO PD	\$3,679.00
Y28-238	544917	\$1,490.00	5/12/2010		
				CDA A	\$14.90
				DA OFFICE	\$149.00
				GENERAL FUND	\$357.60
				OAKLAND PD	\$968.50
Y28-241	412379	\$4,314.26	3/11/2010		
				CDA A	\$43.14
				DA OFFICE	\$431.43
				GENERAL FUND	\$1,035.42
				HAYWARD PD	\$2,804.27
Y28-244	545147	\$7,634.00	5/12/2010		
				CDA A	\$76.34
				DA OFFICE	\$763.40
				GENERAL FUND	\$1,832.16
				OAKLAND PD	\$4,962.10
Y28-247	545170	\$1,385.00	5/12/2010		
				CDA A	\$13.85
				DA OFFICE	\$138.50
				GENERAL FUND	\$332.40
				OAKLAND PD	\$900.25
Y28-253	414728	\$758.00	4/28/2010		
				CDA A	\$7.58
				DA OFFICE	\$75.80
				GENERAL FUND	\$181.92
				SAN LEANDRO PD	\$492.70
Y28-260		\$1,721.00	3/11/2010		
				CDA A	\$17.21
				DA OFFICE	\$172.10
				GENERAL FUND	\$413.04



State of California
ASSET FORFEITURE REPORT - 2010

Table 3

Admin Number	Docket Number	Amount Forfeited	Date Disbursed	Recipient	Amount Disbursed
Y28-263		\$1,166.00	3/11/2010	OAKLAND PD	\$1,118.65
				CDA	\$11.66
				DA OFFICE	\$116.60
				GENERAL FUND	\$279.84
				OAKLAND PD	\$757.90
Y28-270	228177	\$3,405.00	12/2/2010		
				CDA	\$34.05
				DA OFFICE	\$340.50
				GENERAL FUND	\$817.20
				TF SOUTHERN ALAMEDA CO	\$2,213.25
Y28-271	221386	\$4,205.00	12/2/2010		
				CDA	\$42.05
				DA OFFICE	\$420.50
				GENERAL FUND	\$1,009.20
				TF SOUTHERN ALAMEDA CO	\$2,733.25
Y28-272	231618	\$975.00	12/2/2010		
				CDA	\$9.75
				DA OFFICE	\$97.50
				GENERAL FUND	\$234.00
				TF SOUTHERN ALAMEDA CO	\$633.75
Y28-273	231468	\$1,375.00	5/4/2010		
				CDA	\$13.75
				DA OFFICE	\$137.50
				GENERAL FUND	\$330.00
				TF SOUTHERN ALAMEDA CO	\$893.75
Y29-002	546781	\$648.05	3/11/2010		
				CDA	\$6.48
				DA OFFICE	\$64.81
				GENERAL FUND	\$155.53
				OAKLAND PD	\$421.23
Y29-004	546823	\$1,091.00	3/11/2010		
				CDA	\$10.91
				DA OFFICE	\$109.10
				GENERAL FUND	\$261.84
				OAKLAND PD	\$709.15
Y29-005		\$1,605.00	3/11/2010		
				CDA	\$16.05
				DA OFFICE	\$160.50
				GENERAL FUND	\$385.20
				OAKLAND PD	\$1,043.25
Y29-006		\$2,605.00	3/11/2010		
				CDA	\$26.05
				DA OFFICE	\$260.50
				GENERAL FUND	\$625.20
				OAKLAND PD	\$1,693.25



State of California
ASSET FORFEITURE REPORT - 2010

Table 3

Admin Number	Docket Number	Amount Forfeited	Date Disbursed	Recipient	Amount Disbursed
Y29-007		\$707.00	3/11/2010	CDA DA OFFICE GENERAL FUND OAKLAND PD	\$7.07 \$70.70 \$169.68 \$459.55
Y29-008	546993	\$5,225.00	3/11/2010	CDA DA OFFICE GENERAL FUND OAKLAND PD	\$52.25 \$522.50 \$1,254.00 \$3,396.25
Y29-013	547264	\$937.00	3/11/2010	CDA DA OFFICE GENERAL FUND OAKLAND PD	\$9.37 \$93.70 \$224.88 \$609.05
Y29-014	547093	\$864.00	3/11/2010	CDA DA OFFICE GENERAL FUND OAKLAND PD	\$8.64 \$86.40 \$207.36 \$561.60
Y29-021	547871	\$4,787.00	3/11/2010	CDA DA OFFICE GENERAL FUND OAKLAND PD	\$47.87 \$478.70 \$1,148.88 \$3,111.55
Y29-025	548027	\$4,228.00	3/11/2010	CDA DA OFFICE GENERAL FUND OAKLAND PD	\$42.28 \$422.80 \$1,014.72 \$2,748.20
Y29-026	547985	\$2,271.00	3/11/2010	CDA DA OFFICE GENERAL FUND OAKLAND PD	\$22.71 \$227.10 \$545.04 \$1,476.15
Y29-028	416871	\$19,849.00	12/2/2010	CDA DA OFFICE GENERAL FUND SAN LEANDRO PD	\$198.49 \$1,984.90 \$4,763.76 \$12,901.85
Y29-030	541775	\$8,160.00	3/11/2010	CDA DA OFFICE GENERAL FUND OAKLAND PD	\$81.60 \$816.00 \$1,958.40 \$5,304.00
Y29-033	546388	\$1,735.00	3/11/2010	CDA	\$17.35



State of California
ASSET FORFEITURE REPORT - 2010

Table 3

Admin Number	Docket Number	Amount Forfeited	Date Disbursed	Recipient	Amount Disbursed
				DA OFFICE	\$173.50
				GENERAL FUND	\$416.40
				OAKLAND PD	\$1,127.75
Y29-034	548187	\$761.31	4/28/2010		
				CDA A	\$7.61
				DA OFFICE	\$76.14
				GENERAL FUND	\$182.71
				UC BERKELEY PD	\$494.85
Y29-037	548380	\$1,113.00	3/11/2010		
				CDA A	\$11.13
				DA OFFICE	\$111.30
				GENERAL FUND	\$267.12
				OAKLAND PD	\$723.45
Y29-041		\$1,156.00	3/11/2010		
				ALAMEDA CO SO	\$751.40
				CDA A	\$11.56
				DA OFFICE	\$115.60
				GENERAL FUND	\$277.44
Y29-042	548735	\$752.00	3/11/2010		
				CDA A	\$7.52
				DA OFFICE	\$75.20
				GENERAL FUND	\$180.48
				OAKLAND PD	\$488.80
Y29-061	232890	\$1,992.00	3/11/2010		
				CDA A	\$19.92
				DA OFFICE	\$199.20
				GENERAL FUND	\$478.08
				TF SOUTHERN ALAMEDA CO	\$1,294.80
Y29-063	418238	\$4,465.00	12/2/2010		
				CDA A	\$44.65
				DA OFFICE	\$446.50
				GENERAL FUND	\$1,071.60
				SAN LEANDRO PD	\$2,902.25
Y29-064	549676	\$1,875.00	3/11/2010		
				CDA A	\$18.75
				DA OFFICE	\$187.50
				GENERAL FUND	\$450.00
				OAKLAND PD	\$1,218.75
Y29-065	549644	\$797.00	3/11/2010		
				CDA A	\$7.97
				DA OFFICE	\$79.70
				GENERAL FUND	\$191.28
				OAKLAND PD	\$518.05
Y29-068	232974	\$1,105.00	3/11/2010		
				CDA A	\$11.05
				DA OFFICE	\$110.50
				GENERAL FUND	\$265.20



State of California
ASSET FORFEITURE REPORT - 2010

Table 3

Admin Number	Docket Number	Amount Forfeited	Date Disbursed	Recipient	Amount Disbursed
				TF SOUTHERN ALAMEDA CO	\$718.25
Y29-072	418436	\$3,848.00	5/4/2010		
				CDA A	\$38.48
				DA OFFICE	\$384.80
				GENERAL FUND	\$923.52
				SAN LEANDRO PD	\$2,501.20
Y29-076	550336	\$280.78	5/4/2010		
				BERKELEY PD	\$182.51
				CDA A	\$2.81
				DA OFFICE	\$28.07
				GENERAL FUND	\$67.39
Y29-078	550527	\$5,676.13	5/4/2010		
				BERKELEY PD	\$3,689.48
				CDA A	\$56.76
				DA OFFICE	\$567.62
				GENERAL FUND	\$1,362.27
Y29-081		\$1,265.00	3/11/2010		
				ALAMEDA CO SO	\$822.25
				CDA A	\$12.65
				DA OFFICE	\$126.50
				GENERAL FUND	\$303.60
Y29-082	550314	\$1,731.00	3/11/2010		
				CDA A	\$17.31
				DA OFFICE	\$173.10
				GENERAL FUND	\$415.44
				OAKLAND PD	\$1,125.15
Y29-085	549470	\$823.21	5/4/2010		
				BERKELEY PD	\$535.09
				CDA A	\$8.23
				DA OFFICE	\$82.32
				GENERAL FUND	\$197.57
Y29-098	551031	\$13,819.46	3/11/2010		
				CDA A	\$138.19
				DA OFFICE	\$1,381.95
				GENERAL FUND	\$3,316.67
				TF MENDOCINO CO NTF	\$8,982.65
Y29-100	551076	\$4,646.05	3/11/2010		
				CA DOJ-BNE SAN FRANCISCO	\$3,019.93
				CDA A	\$46.46
				DA OFFICE	\$464.61
				GENERAL FUND	\$1,115.05
Y29-101	550925	\$7,478.44	5/4/2010		
				BERKELEY PD	\$4,860.99
				CDA A	\$74.78
				DA OFFICE	\$747.84
				GENERAL FUND	\$1,794.83



State of California
ASSET FORFEITURE REPORT - 2010

Table 3

Admin Number	Docket Number	Amount Forfeited	Date Disbursed	Recipient	Amount Disbursed
Y29-102	551533	\$1,100.00	3/11/2010	CDA DA OFFICE GENERAL FUND OAKLAND PD	\$11.00 \$110.00 \$264.00 \$715.00
Y29-103		\$1,385.00	3/11/2010	ALAMEDA CO SO CDA DA OFFICE GENERAL FUND	\$900.25 \$13.85 \$138.50 \$332.40
Y29-105	551606	\$684.00	3/11/2010	CDA DA OFFICE GENERAL FUND OAKLAND PD	\$6.84 \$68.40 \$164.16 \$444.60
Y29-108	233293	\$14,815.00	5/4/2010	CDA DA OFFICE GENERAL FUND TF SOUTHERN ALAMEDA CO	\$148.15 \$1,481.50 \$3,555.60 \$9,629.75
Y29-109	547517	\$765.00	3/11/2010	CDA DA OFFICE GENERAL FUND OAKLAND PD	\$7.65 \$76.50 \$183.60 \$497.25
Y29-111	551778	\$1,027.75	2/26/2010	CDA DA OFFICE EAST BAY REG PARK PD GENERAL FUND	\$10.28 \$102.77 \$668.04 \$246.66
Y29-114	420107	\$7,355.00	3/11/2010	CDA DA OFFICE GENERAL FUND SAN LEANDRO PD	\$73.55 \$735.50 \$1,765.20 \$4,780.75
Y29-117	234146	\$6,905.00	3/11/2010	CDA DA OFFICE GENERAL FUND TF SOUTHERN ALAMEDA CO	\$69.05 \$690.50 \$1,657.20 \$4,488.25
Y29-119	233474	\$4,080.00	5/4/2010	CDA DA OFFICE GENERAL FUND TF SOUTHERN ALAMEDA CO	\$40.80 \$408.00 \$979.20 \$2,652.00
Y29-121		\$943.00	3/11/2010	ALAMEDA CO SO	\$612.95



State of California
ASSET FORFEITURE REPORT - 2010

Table 3

Admin Number	Docket Number	Amount Forfeited	Date Disbursed	Recipient	Amount Disbursed
				CDA A	\$9.43
				DA OFFICE	\$94.30
				GENERAL FUND	\$226.32
Y29-122	420530	\$4,417.00	3/3/2010		
				ALAMEDA CO SO	\$2,871.05
				CDA A	\$44.17
				DA OFFICE	\$441.70
				GENERAL FUND	\$1,060.08
Y29-123	234537	\$19,826.00	3/11/2010		
				CDA A	\$198.26
				DA OFFICE	\$1,982.60
				GENERAL FUND	\$4,758.24
				TF SOUTHERN ALAMEDA CO	\$12,886.90
Y29-125	420384	\$985.00	12/2/2010		
				CDA A	\$9.85
				DA OFFICE	\$98.50
				DUBLIN PD	\$640.25
				GENERAL FUND	\$236.40
Y29-129	548112	\$1,736.31	12/2/2010		
				CDA A	\$17.36
				CHP-OAKLAND	\$1,128.60
				DA OFFICE	\$173.64
				GENERAL FUND	\$416.71
Y29-130	234182	\$4,005.00	3/11/2010		
				CDA A	\$40.05
				DA OFFICE	\$400.50
				GENERAL FUND	\$961.20
				TF SOUTHERN ALAMEDA CO	\$2,603.25
Y29-131	232926	\$8,045.00	3/11/2010		
				CDA A	\$80.45
				DA OFFICE	\$804.50
				GENERAL FUND	\$1,930.80
				TF SOUTHERN ALAMEDA CO	\$5,229.25
Y29-136	419386	\$3,111.60	5/4/2010		
				CDA A	\$31.12
				DA OFFICE	\$311.24
				DUBLIN PD	\$2,022.48
				GENERAL FUND	\$746.76
Y29-138	553172	\$911.94	5/4/2010		
				BERKELEY PD	\$592.76
				CDA A	\$9.12
				DA OFFICE	\$91.19
				GENERAL FUND	\$218.87
Y29-141	553171	\$1,778.75	12/2/2010		
				BERKELEY PD	\$1,156.19
				CDA A	\$17.79
				DA OFFICE	\$177.87



State of California
ASSET FORFEITURE REPORT - 2010

Table 3

Admin Number	Docket Number	Amount Forfeited	Date Disbursed	Recipient	Amount Disbursed
				GENERAL FUND	\$426.90
Y29-150		\$5,587.00	3/11/2010	ALAMEDA CO SO	\$3,631.55
				CDA A	\$55.87
				DA OFFICE	\$558.70
				GENERAL FUND	\$1,340.88
Y29-151		\$21,905.00	5/4/2010	CDA A	\$219.05
				DA OFFICE	\$2,190.50
				GENERAL FUND	\$5,257.20
				SAN LEANDRO PD	\$14,238.25
Y29-152		\$6,659.46	3/11/2010	ALAMEDA CO SO	\$4,328.65
				CDA A	\$66.59
				DA OFFICE	\$665.95
				GENERAL FUND	\$1,598.27
Y29-159	231242	\$1,401.00	12/2/2010	CDA A	\$14.01
				DA OFFICE	\$140.10
				GENERAL FUND	\$336.24
				TF SOUTHERN ALAMEDA CO	\$910.65
Y29-161	421717	\$7,349.00	5/4/2010	CDA A	\$73.49
				DA OFFICE	\$734.91
				GENERAL FUND	\$1,763.75
				SAN LEANDRO PD	\$4,776.85
Y29-164	554609	\$2,171.71	12/2/2010	BERKELEY PD	\$1,411.61
				CDA A	\$21.72
				DA OFFICE	\$217.17
				GENERAL FUND	\$521.21
Y29-169	554679	\$1,661.87	3/11/2010	CDA A	\$16.62
				DA OFFICE	\$166.18
				GENERAL FUND	\$398.85
				UC BERKELEY PD	\$1,080.22
Y29-171	554798	\$1,989.54	12/2/2010	BERKELEY PD	\$1,293.20
				CDA A	\$19.90
				DA OFFICE	\$198.95
				GENERAL FUND	\$477.49
Y29-182	235637	\$1,620.00	5/4/2010	CDA A	\$16.20
				DA OFFICE	\$162.00
				GENERAL FUND	\$388.80
				TF SOUTHERN ALAMEDA CO	\$1,053.00



State of California
ASSET FORFEITURE REPORT - 2010

Table 3

Admin Number	Docket Number	Amount Forfeited	Date Disbursed	Recipient	Amount Disbursed
Y29-183	235380	\$1,900.00	5/12/2010	CDAA DA OFFICE GENERAL FUND TF SOUTHERN ALAMEDA CO	\$19.00 \$190.00 \$456.00 \$1,235.00
Y29-184	422023	\$7,646.98	12/2/2010	ALAMEDA CO SO CDAA DA OFFICE GENERAL FUND	\$4,970.54 \$76.47 \$764.69 \$1,835.28
Y29-187	422662	\$1,863.00	3/3/2010	ALAMEDA CO SO CDAA DA OFFICE GENERAL FUND	\$1,210.95 \$18.63 \$186.30 \$447.12
Y29-190	415767	\$1,946.00	5/4/2010	CDAA DA OFFICE GENERAL FUND HAYWARD PD	\$19.46 \$194.60 \$467.04 \$1,264.90
Y29-197	556005	\$20,784.04	12/2/2010	ALAMEDA PD CDAA DA OFFICE GENERAL FUND	\$13,509.63 \$207.84 \$2,078.40 \$4,988.17
Y29-198	422974	\$6,871.00	12/2/2010	CDAA DA OFFICE GENERAL FUND SAN LEANDRO PD	\$68.71 \$687.10 \$1,649.04 \$4,466.15
Y29-203	556216	\$8,829.38	12/2/2010	BERKELEY PD CDAA DA OFFICE GENERAL FUND	\$5,739.10 \$88.29 \$882.94 \$2,119.05
Y29-206	556347	\$1,794.65	12/2/2010	BERKELEY PD CDAA DA OFFICE GENERAL FUND	\$1,166.52 \$17.95 \$179.46 \$430.72
Y29-208	556565	\$969.70	12/2/2010	BERKELEY PD CDAA DA OFFICE GENERAL FUND	\$630.31 \$9.70 \$96.96 \$232.73
Y29-209		\$12,595.00	12/3/2010	CDAA	\$125.95



State of California
ASSET FORFEITURE REPORT - 2010

Table 3

Admin Number	Docket Number	Amount Forfeited	Date Disbursed	Recipient	Amount Disbursed
				DA OFFICE	\$1,259.50
				GENERAL FUND	\$3,022.80
				TF ALAMEDA CO	\$8,186.75
ALAMEDA					\$1,393,660.47



State of California
ASSET FORFEITURE REPORT - 2010

Table 3

Admin Number	Docket Number	Amount Forfeited	Date Disbursed	Recipient	Amount Disbursed
BUTTE					
08-034-2		\$2,217.62	3/12/2010	15% - 11489	\$216.21
				CDAA	\$22.18
				DA OFFICE	\$221.76
				GENERAL FUND	\$532.23
				TF BUTTE INTERAGY NET	\$1,225.24
08-057		\$351.89	10/22/2010	15% - 11489	\$34.31
				CDAA	\$3.52
				DA OFFICE	\$35.19
				GENERAL FUND	\$84.45
				TF BUTTE INTERAGY NET	\$194.42
08-060		\$413.68	6/30/2010	15% - 11489	\$40.33
				CDAA	\$4.14
				DA OFFICE	\$41.37
				GENERAL FUND	\$99.28
				TF BUTTE INTERAGY NET	\$228.56
08-062		\$3,299.42	6/30/2010	15% - 11489	\$321.70
				CDAA	\$32.99
				DA OFFICE	\$329.94
				GENERAL FUND	\$791.86
				TF BUTTE INTERAGY NET	\$1,822.93
09-009		\$939.94	3/12/2010	15% - 11489	\$91.64
				BUTTE CO SO	\$519.32
				CDAA	\$9.40
				DA OFFICE	\$93.99
				GENERAL FUND	\$225.59
09-011		\$9,536.37	3/30/2010	15% - 11489	\$929.80
				BUTTE CO SO	\$5,268.84
				CDAA	\$95.36
				DA OFFICE	\$953.64
				GENERAL FUND	\$2,288.73
09-026-2		\$6,070.32	3/15/2010	15% - 11489	\$589.17
				CDAA	\$60.44
				DA OFFICE	\$604.28
				GENERAL FUND	\$1,450.27
				TF BUTTE INTERAGY NET	\$3,366.16
09-028-2		\$3,477.96	12/20/2010	15% - 11489	\$339.10
				CDAA	\$34.78
				DA OFFICE	\$347.80



State of California
ASSET FORFEITURE REPORT - 2010

Table 3

Admin Number	Docket Number	Amount Forfeited	Date Disbursed	Recipient	Amount Disbursed
				GENERAL FUND	\$834.71
				TF BUTTE INTERAGY NET	\$1,921.57
09-032		\$7,719.07	11/2/2010	15% - 11489	\$752.61
				CDA A	\$77.19
				DA OFFICE	\$771.91
				GENERAL FUND	\$1,852.58
				TF BUTTE INTERAGY NET	\$4,264.78
09-035		\$1,820.87	3/15/2010	15% - 11489	\$177.53
				BUTTE CO SO	\$1,006.03
				CDA A	\$18.21
				DA OFFICE	\$182.09
				GENERAL FUND	\$437.01
09-036-1		\$7,512.52	3/12/2010	15% - 11489	\$732.47
				CDA A	\$75.13
				DA OFFICE	\$751.25
				GENERAL FUND	\$1,803.00
				TF BUTTE INTERAGY NET	\$4,150.67
09-039		\$12,047.09	6/30/2010	15% - 11489	\$1,174.62
				CDA A	\$120.47
				DA OFFICE	\$1,204.68
				GENERAL FUND	\$2,891.30
				TF BUTTE INTERAGY NET	\$6,656.02
09-040		\$11,095.70	12/20/2010	15% - 11489	\$1,081.83
				CDA A	\$110.96
				DA OFFICE	\$1,109.57
				GENERAL FUND	\$2,662.97
				TF BUTTE INTERAGY NET	\$6,130.37
09-045		\$1,081.77	2/2/2010	15% - 11489	\$105.47
				CDA A	\$10.82
				CHICO PD	\$597.68
				DA OFFICE	\$108.18
				GENERAL FUND	\$259.62
09-046		\$1,881.86	6/30/2010	15% - 11489	\$183.48
				CDA A	\$18.82
				DA OFFICE	\$188.19
				GENERAL FUND	\$451.65
				TF BUTTE INTERAGY NET	\$1,039.72
09-052		\$2,146.58	2/2/2010	15% - 11489	\$209.29
				CDA A	\$21.47



State of California
ASSET FORFEITURE REPORT - 2010

Table 3

Admin Number	Docket Number	Amount Forfeited	Date Disbursed	Recipient	Amount Disbursed
				DA OFFICE	\$214.66
				GENERAL FUND	\$515.18
				TF BUTTE INTERAGY NET	\$1,185.98
09-054		\$632.00	5/21/2010		
				15% - 11489	\$61.62
				CDA A	\$6.32
				DA OFFICE	\$63.20
				GENERAL FUND	\$151.68
				TF BUTTE INTERAGY NET	\$349.18
09-055		\$1,040.07	3/12/2010		
				15% - 11489	\$101.41
				CDA A	\$10.40
				DA OFFICE	\$104.01
				GENERAL FUND	\$249.62
				TF BUTTE INTERAGY NET	\$574.63
09-062		\$281.09	4/30/2010		
				15% - 11489	\$27.41
				CDA A	\$2.81
				DA OFFICE	\$28.11
				GENERAL FUND	\$67.46
				TF BUTTE INTERAGY NET	\$155.30
09-063		\$1,049.12	3/12/2010		
				15% - 11489	\$102.29
				CDA A	\$10.49
				CHICO PD	\$579.64
				DA OFFICE	\$104.91
				GENERAL FUND	\$251.79
09-064		\$863.67	4/30/2010		
				15% - 11489	\$84.21
				CDA A	\$8.64
				DA OFFICE	\$86.37
				GENERAL FUND	\$207.28
				TF BUTTE INTERAGY NET	\$477.17
09-067		\$2,342.05	3/30/2010		
				15% - 11489	\$228.35
				BUTTE CO SO	\$1,293.98
				CDA A	\$23.42
				DA OFFICE	\$234.21
				GENERAL FUND	\$562.09
09-069		\$971.14	6/24/2010		
				15% - 11489	\$94.69
				CDA A	\$9.71
				DA OFFICE	\$97.11
				GENERAL FUND	\$233.07
				PARADISE PD	\$536.56
09-070		\$1,605.49	3/12/2010		
				15% - 11489	\$156.54



State of California
ASSET FORFEITURE REPORT - 2010

Table 3

Admin Number	Docket Number	Amount Forfeited	Date Disbursed	Recipient	Amount Disbursed
				CDA A	\$16.05
				CHICO PD	\$887.03
				DA OFFICE	\$160.55
				GENERAL FUND	\$385.32
09-072		\$1,250.04	3/11/2010		
				15% - 11489	\$121.88
				BUTTE CO SO	\$690.65
				CDA A	\$12.50
				DA OFFICE	\$125.00
				GENERAL FUND	\$300.01
09-076		\$1,555.01	4/30/2010		
				15% - 11489	\$151.61
				CDA A	\$15.55
				CHICO PD	\$859.15
				DA OFFICE	\$155.50
				GENERAL FUND	\$373.20
09-077		\$1,889.51	3/30/2010		
				15% - 11489	\$184.23
				CDA A	\$18.90
				CHICO PD	\$1,043.95
				DA OFFICE	\$188.95
				GENERAL FUND	\$453.48
09-078		\$1,313.34	4/30/2010		
				15% - 11489	\$128.05
				CDA A	\$13.13
				CHICO PD	\$725.63
				DA OFFICE	\$131.33
				GENERAL FUND	\$315.20
09-080		\$4,802.36	4/30/2010		
				15% - 11489	\$468.23
				CDA A	\$48.02
				DA OFFICE	\$480.24
				GENERAL FUND	\$1,152.57
				TF BUTTE INTERAGY NET	\$2,653.30
09-081		\$686.54	3/30/2010		
				15% - 11489	\$66.94
				CDA A	\$6.87
				CHICO PD	\$379.31
				DA OFFICE	\$68.65
				GENERAL FUND	\$164.77
10-001		\$901.12	4/30/2010		
				15% - 11489	\$87.86
				CDA A	\$9.01
				DA OFFICE	\$90.11
				GENERAL FUND	\$216.27
				TF BUTTE INTERAGY NET	\$497.87



State of California
ASSET FORFEITURE REPORT - 2010

Table 3

Admin Number	Docket Number	Amount Forfeited	Date Disbursed	Recipient	Amount Disbursed
10-002		\$608.93	4/30/2010	15% - 11489	\$59.37
				CDA	\$6.09
				DA OFFICE	\$60.89
				GENERAL FUND	\$146.14
				TF BUTTE INTERAGY NET	\$336.44
10-003		\$1,418.70	8/19/2010	15% - 11489	\$138.32
				CDA	\$14.19
				DA OFFICE	\$141.87
				GENERAL FUND	\$340.49
				TF BUTTE INTERAGY NET	\$783.83
10-004		\$1,633.41	6/24/2010	15% - 11489	\$159.26
				CDA	\$16.33
				CHICO PD	\$902.46
				DA OFFICE	\$163.34
				GENERAL FUND	\$392.02
10-005		\$1,534.81	6/25/2010	15% - 11489	\$149.65
				CDA	\$15.35
				CHICO PD	\$847.98
				DA OFFICE	\$153.48
				GENERAL FUND	\$368.35
10-006		\$591.10	6/28/2010	15% - 11489	\$57.63
				BUTTE CO SO	\$326.59
				CDA	\$5.91
				DA OFFICE	\$59.11
				GENERAL FUND	\$141.86
10-008		\$337.78	6/25/2010	15% - 11489	\$32.93
				CDA	\$3.38
				CHICO PD	\$186.62
				DA OFFICE	\$33.78
				GENERAL FUND	\$81.07
10-009		\$2,079.88	6/30/2010	15% - 11489	\$202.79
				CDA	\$20.80
				CHICO PD	\$1,149.13
				DA OFFICE	\$207.99
				GENERAL FUND	\$499.17
10-011		\$12,542.09	6/30/2010	15% - 11489	\$1,222.85
				BUTTE CO SO	\$6,929.51
				CDA	\$125.42
				DA OFFICE	\$1,254.21



State of California
ASSET FORFEITURE REPORT - 2010

Table 3

Admin Number	Docket Number	Amount Forfeited	Date Disbursed	Recipient	Amount Disbursed
10-012		\$3,845.92	6/30/2010	GENERAL FUND	\$3,010.10
				15% - 11489	\$374.98
				CDAA	\$38.46
				DA OFFICE	\$384.59
				GENERAL FUND	\$923.02
10-014		\$350.36	7/21/2010	TF BUTTE INTERAGY NET	\$2,124.87
				15% - 11489	\$34.16
				CDAA	\$3.50
				DA OFFICE	\$35.04
				GENERAL FUND	\$84.09
10-015		\$843.53	8/19/2010	TF BUTTE INTERAGY NET	\$193.57
				15% - 11489	\$82.24
				CDAA	\$8.44
				CHICO PD	\$466.05
				DA OFFICE	\$84.35
10-016		\$8,088.01	7/21/2010	GENERAL FUND	\$202.45
				15% - 11489	\$788.58
				CDAA	\$80.88
				CHICO PD	\$4,468.63
				DA OFFICE	\$808.80
10-020		\$4,085.16	7/21/2010	GENERAL FUND	\$1,941.12
				15% - 11489	\$398.30
				CDAA	\$40.85
				CHICO PD	\$2,257.05
				DA OFFICE	\$408.52
10-022		\$709.54	7/21/2010	GENERAL FUND	\$980.44
				15% - 11489	\$69.18
				CDAA	\$7.10
				CHICO PD	\$392.02
				DA OFFICE	\$70.95
10-023		\$1,192.43	7/19/2010	GENERAL FUND	\$170.29
				15% - 11489	\$116.26
				CDAA	\$11.92
				DA OFFICE	\$119.24
				GENERAL FUND	\$286.18
10-024		\$1,598.15	7/19/2010	TF BUTTE INTERAGY NET	\$658.83
				15% - 11489	\$155.82
				CDAA	\$15.98
				DA OFFICE	\$159.82



State of California
ASSET FORFEITURE REPORT - 2010

Table 3

Admin Number	Docket Number	Amount Forfeited	Date Disbursed	Recipient	Amount Disbursed
				GENERAL FUND	\$383.56
				TF BUTTE INTERAGY NET	\$882.97
10-026		\$2,917.78	7/19/2010	15% - 11489	\$284.48
				CDA A	\$29.18
				DA OFFICE	\$291.78
				GENERAL FUND	\$700.27
				TF BUTTE INTERAGY NET	\$1,612.07
10-027		\$544.02	8/27/2010	15% - 11489	\$53.04
				CDA A	\$5.44
				CHICO PD	\$300.58
				DA OFFICE	\$54.40
				GENERAL FUND	\$130.56
10-029		\$676.30	7/21/2010	15% - 11489	\$65.94
				CDA A	\$6.76
				DA OFFICE	\$67.63
				GENERAL FUND	\$162.31
				GRIDLEY PD	\$373.66
10-035		\$581.28	12/20/2010	15% - 11489	\$56.67
				CDA A	\$5.81
				DA OFFICE	\$58.13
				GENERAL FUND	\$139.51
				TF BUTTE INTERAGY NET	\$321.16
10-036		\$1,102.64	12/20/2010	15% - 11489	\$107.51
				CDA A	\$11.03
				DA OFFICE	\$110.26
				GENERAL FUND	\$264.63
				TF BUTTE INTERAGY NET	\$609.21
10-049		\$1,956.99	12/20/2010	15% - 11489	\$190.81
				CDA A	\$19.57
				DA OFFICE	\$195.70
				GENERAL FUND	\$469.68
				TF BUTTE INTERAGY NET	\$1,081.23
10-051		\$1,277.49	12/20/2010	15% - 11489	\$124.56
				CDA A	\$12.77
				CHICO PD	\$705.81
				DA OFFICE	\$127.75
				GENERAL FUND	\$306.60
10-053		\$590.33	12/20/2010	15% - 11489	\$57.56
				BUTTE CO SO	\$326.16



State of California
ASSET FORFEITURE REPORT - 2010

Table 3

Admin Number	Docket Number	Amount Forfeited	Date Disbursed	Recipient	Amount Disbursed
				CDA A	\$5.90
				DA OFFICE	\$59.03
				GENERAL FUND	\$141.68
10-056		\$1,379.32	12/20/2010	15% - 11489	\$134.49
				CDA A	\$13.79
				DA OFFICE	\$137.93
				GENERAL FUND	\$331.04
				TF BUTTE INTERAGY NET	\$762.07
10-058		\$1,061.11	12/20/2010	15% - 11489	\$103.46
				CDA A	\$10.61
				DA OFFICE	\$106.11
				GENERAL FUND	\$254.67
				PARADISE PD	\$586.26
10-059		\$633.53	12/20/2010	15% - 11489	\$61.77
				CDA A	\$6.34
				DA OFFICE	\$63.35
				GENERAL FUND	\$152.05
				TF BUTTE INTERAGY NET	\$350.02
10-060		\$1,311.90	12/20/2010	15% - 11489	\$127.91
				CDA A	\$13.12
				DA OFFICE	\$131.19
				GENERAL FUND	\$314.86
				TF BUTTE INTERAGY NET	\$724.82
BUTTE					\$148,287.70



State of California
ASSET FORFEITURE REPORT - 2010

Table 3

Admin Number	Docket Number	Amount Forfeited	Date Disbursed	Recipient	Amount Disbursed
CALAVERAS					
AF-09-004	CV35670 CV35606	\$706.95	2/4/2010	ANGELS CAMP PD	\$195.30
				CALAVERAS CO SO	\$264.22
				CDAA	\$7.07
				DA OFFICE	\$70.69
				GENERAL FUND	\$169.67
AF-09-005		\$3,302.10	2/16/2010	CALAVERAS CO SO	\$1,234.16
				CDAA	\$33.02
				CHP	\$912.21
				DA OFFICE	\$330.21
				GENERAL FUND	\$792.50
AF-09-006		\$1,071.50	6/24/2010	CALAVERAS CO SO	\$696.48
				CDAA	\$10.71
				DA OFFICE	\$107.15
				GENERAL FUND	\$257.16
AF-09-007		\$2,397.30	2/16/2010	ANGELS CAMP PD	\$1,558.25
				CDAA	\$23.97
				DA OFFICE	\$239.73
				GENERAL FUND	\$575.35
CALAVERAS					\$7,477.85



State of California
ASSET FORFEITURE REPORT - 2010

Table 3

Admin Number	Docket Number	Amount Forfeited	Date Disbursed	Recipient	Amount Disbursed
CONTRA COSTA					
03-0152		\$3,359.16	2/1/2010	15% - 11489	\$339.40
				CDAA	\$34.81
				CONCORD PD	\$1,592.55
				DA OFFICE	\$556.96
				GENERAL FUND	\$835.44
06-0041		\$5,755.17	6/4/2010	15% - 11489	\$561.13
				CDAA	\$57.55
				DA OFFICE	\$1,035.93
				GENERAL FUND	\$1,381.24
				TF CENTRAL CC NET-	\$2,719.32
07-0053		\$947.21	2/1/2010	15% - 11489	\$97.73
				CDAA	\$10.02
				CONTRA COSTA CO SO	\$448.55
				DA OFFICE	\$150.35
				GENERAL FUND	\$240.56
07-0098		\$429.03	7/1/2010	15% - 11489	\$44.26
				CDAA	\$4.54
				CONTRA COSTA CO SO	\$225.87
				DA OFFICE	\$45.40
				GENERAL FUND	\$108.96
07-0115B		\$4,446.07	3/19/2010	15% - 11489	\$370.73
				CDAA	\$38.02
				DA OFFICE	\$722.05
				GENERAL FUND	\$912.57
				TF CENTRAL CC NET-	\$2,402.70
07-0168		\$792.86	2/1/2010	15% - 11489	\$81.80
				CDAA	\$8.39
				CONTRA COSTA CO SO	\$417.41
				DA OFFICE	\$83.90
				GENERAL FUND	\$201.36
07-0187		\$501.79	7/1/2010	15% - 11489	\$51.77
				CDAA	\$5.31
				CONTRA COSTA CO SO	\$264.17
				DA OFFICE	\$53.10
				GENERAL FUND	\$127.44
07-0188		\$2,600.64	7/1/2010	15% - 11489	\$268.32
				CDAA	\$27.52
				CONTRA COSTA CO SO	\$1,231.52



State of California
ASSET FORFEITURE REPORT - 2010

Table 3

Admin Number	Docket Number	Amount Forfeited	Date Disbursed	Recipient	Amount Disbursed
				DA OFFICE	\$412.80
				GENERAL FUND	\$660.48
07-0189A		\$2,347.85	1/13/2010	15% - 11489	\$237.22
				ANTIOCH PD	\$1,137.43
				CDA A	\$24.33
				DA OFFICE	\$364.95
				GENERAL FUND	\$583.92
07-0194		\$645.43	2/1/2010	15% - 11489	\$66.59
				CDA A	\$6.83
				CONTRA COSTA CO SO	\$339.79
				DA OFFICE	\$68.30
				GENERAL FUND	\$163.92
07-0198		\$637.87	6/29/2010	15% - 11489	\$65.81
				CDA A	\$6.75
				CONTRA COSTA CO SO	\$268.31
				DA OFFICE	\$135.00
				GENERAL FUND	\$162.00
08-0054		\$3,001.15	2/3/2010	15% - 11489	\$303.22
				CDA A	\$31.10
				DA OFFICE	\$528.70
				GENERAL FUND	\$746.40
				PITTSBURG PD	\$1,391.73
08-0079		\$6,185.80	8/3/2010	15% - 11489	\$627.90
				CDA A	\$64.40
				DA OFFICE	\$1,066.00
				GENERAL FUND	\$1,545.60
				RICHMOND PD	\$2,881.90
08-0101		\$23,693.53	8/17/2010	15% - 11489	\$2,369.35
				ANTIOCH PD	\$10,874.72
				CDA A	\$243.01
				DA OFFICE	\$4,374.19
				GENERAL FUND	\$5,832.26
08-0106		\$5,719.90	7/6/2010	15% - 11489	\$577.92
				ANTIOCH PD	\$2,474.67
				CDA A	\$59.27
				DA OFFICE	\$1,185.47
				GENERAL FUND	\$1,422.57
08-0111A		\$7,838.77	10/8/2010	15% - 11489	\$808.76
				CDA A	\$82.95



State of California
ASSET FORFEITURE REPORT - 2010

Table 3

Admin Number	Docket Number	Amount Forfeited	Date Disbursed	Recipient	Amount Disbursed
				CONTRA COSTA CO SO	\$3,629.06
				DA OFFICE	\$1,327.20
				GENERAL FUND	\$1,990.80
08-0126		\$319.41	2/1/2010		
				15% - 11489	\$32.95
				CDA A	\$3.38
				CONTRA COSTA CO SO	\$134.36
				DA OFFICE	\$67.60
				GENERAL FUND	\$81.12
08-0137		\$864.67	2/1/2010		
				15% - 11489	\$89.21
				CDA A	\$9.15
				CONTRA COSTA CO SO	\$391.16
				DA OFFICE	\$155.55
				GENERAL FUND	\$219.60
08-0140		\$1,703.00	2/1/2010		
				15% - 11489	\$166.04
				CDA A	\$17.03
				DA OFFICE	\$272.48
				DUBLIN PD	\$425.75
				GENERAL FUND	\$408.72
				TF CENTRAL CC NET-	\$412.98
08-0154		\$3,725.00	12/7/2010		
				15% - 11489	\$363.19
				CDA A	\$37.25
				DA OFFICE	\$707.75
				GENERAL FUND	\$894.00
				RICHMOND PD	\$1,722.81
08-0160		\$829.71	1/27/2010		
				15% - 11489	\$85.61
				CDA A	\$8.78
				CONTRA COSTA CO SO	\$392.90
				DA OFFICE	\$131.70
				GENERAL FUND	\$210.72
09-0004		\$812.70	1/27/2010		
				15% - 11489	\$83.85
				CDA A	\$8.60
				CONTRA COSTA CO SO	\$384.85
				DA OFFICE	\$129.00
				GENERAL FUND	\$206.40
09-0005		\$924.47	11/10/2010		
				15% - 11489	\$93.41
				CDA A	\$9.58
				DA OFFICE	\$143.70
				GENERAL FUND	\$229.92
				WALNUT CREEK PD	\$447.86



State of California
ASSET FORFEITURE REPORT - 2010

Table 3

Admin Number	Docket Number	Amount Forfeited	Date Disbursed	Recipient	Amount Disbursed
09-0014A		\$67,915.00	8/3/2010	15% - 11489 CDA DA OFFICE GENERAL FUND TF CENTRAL CC NET-	\$6,621.71 \$679.15 \$10,187.25 \$16,299.60 \$34,127.29
09-0023		\$568.89	6/15/2010	15% - 11489 CDA DA OFFICE GENERAL FUND PITTSBURG PD	\$58.70 \$6.02 \$108.36 \$144.48 \$251.33
09-0024		\$776.83	2/18/2010	15% - 11489 CDA CONCORD PD DA OFFICE GENERAL FUND	\$78.49 \$8.05 \$376.34 \$120.75 \$193.20
09-0025		\$1,539.18	2/18/2010	15% - 11489 CDA DA OFFICE GENERAL FUND SAN PABLO PD	\$155.52 \$15.95 \$239.25 \$382.80 \$745.66
09-0026		\$1,081.77	7/6/2010	15% - 11489 CDA CONCORD PD DA OFFICE GENERAL FUND	\$109.30 \$11.21 \$512.86 \$179.36 \$269.04
09-0027		\$805.78	2/18/2010	15% - 11489 CDA CONCORD PD DA OFFICE GENERAL FUND	\$81.42 \$8.35 \$390.36 \$125.25 \$200.40
09-0034		\$3,227.18	2/1/2010	15% - 11489 CDA CONTRA COSTA CO SO DA OFFICE GENERAL FUND	\$332.96 \$34.15 \$1,459.92 \$580.55 \$819.60
09-0035		\$730.49	2/1/2010	15% - 11489 CDA CONTRA COSTA CO SO DA OFFICE	\$75.37 \$7.73 \$338.19 \$123.68



State of California
ASSET FORFEITURE REPORT - 2010

Table 3

Admin Number	Docket Number	Amount Forfeited	Date Disbursed	Recipient	Amount Disbursed
09-0040		\$1,292.76	6/4/2010	GENERAL FUND	\$185.52
				15% - 11489	\$133.38
				CDAA	\$13.68
				CONTRA COSTA CO SO	\$543.78
				DA OFFICE	\$273.60
				GENERAL FUND	\$328.32
09-0040A		\$502.12	6/4/2010	15% - 11489	\$50.21
				CDAA	\$5.15
				DA OFFICE	\$103.00
				GENERAL FUND	\$123.60
				SAN PABLO PD	\$220.16
09-0042		\$2,563.04	2/3/2010	15% - 11489	\$258.96
				CDAA	\$26.56
				DA OFFICE	\$398.40
				GENERAL FUND	\$637.44
				PINOLE PD	\$1,241.68
09-0048		\$2,278.39	1/7/2010	15% - 11489	\$235.07
				BERKELEY PD	\$1,199.48
				CDAA	\$24.10
				DA OFFICE	\$241.10
				GENERAL FUND	\$578.64
09-0056		\$1,063.43	3/19/2010	15% - 11489	\$107.44
				CDAA	\$11.02
				DA OFFICE	\$176.32
				GENERAL FUND	\$264.48
				PITTSBURG PD	\$504.17
09-0063		\$1,631.07	2/1/2010	15% - 11489	\$168.29
				CDAA	\$17.26
				CONTRA COSTA CO SO	\$755.12
				DA OFFICE	\$276.16
				GENERAL FUND	\$414.24
09-0065		\$3,542.52	2/1/2010	15% - 11489	\$357.93
				CDAA	\$36.71
				CONCORD PD	\$1,679.48
				DA OFFICE	\$587.36
				GENERAL FUND	\$881.04
09-0067		\$1,643.35	6/4/2010	15% - 11489	\$169.55
				CDAA	\$17.39
				CONTRA COSTA CO SO	\$726.03



State of California
ASSET FORFEITURE REPORT - 2010

Table 3

Admin Number	Docket Number	Amount Forfeited	Date Disbursed	Recipient	Amount Disbursed
				DA OFFICE	\$313.02
				GENERAL FUND	\$417.36
09-0068		\$5,797.57	2/1/2010	15% - 11489	\$598.16
				CDA A	\$61.35
				CONTRA COSTA CO SO	\$2,745.41
				DA OFFICE	\$920.25
				GENERAL FUND	\$1,472.40
09-0069		\$240.98	2/3/2010	15% - 11489	\$24.86
				CDA A	\$2.55
				DA OFFICE	\$51.00
				GENERAL FUND	\$61.20
				PITTSBURG PD	\$101.37
09-0070A		\$646.38	7/1/2010	15% - 11489	\$66.69
				CDA A	\$6.84
				CONTRA COSTA CO SO	\$340.29
				DA OFFICE	\$68.40
				GENERAL FUND	\$164.16
09-0073		\$2,530.12	6/15/2010	15% - 11489	\$253.01
				CDA A	\$25.95
				CONCORD PD	\$1,161.26
				DA OFFICE	\$467.10
				GENERAL FUND	\$622.80
09-0076		\$2,842.12	6/29/2010	15% - 11489	\$284.21
				ANTIOCH PD	\$1,275.31
				CDA A	\$29.15
				DA OFFICE	\$553.85
				GENERAL FUND	\$699.60
09-0077		\$1,701.29	8/3/2010	15% - 11489	\$171.89
				CDA A	\$17.63
				DA OFFICE	\$299.71
				GENERAL FUND	\$423.12
				RICHMOND PD	\$788.94
09-0081		\$5,707.98	8/3/2010	15% - 11489	\$576.71
				CDA A	\$59.15
				DA OFFICE	\$1,064.70
				GENERAL FUND	\$1,419.60
				RICHMOND PD	\$2,587.82
09-0087		\$14,288.76	2/18/2010	15% - 11489	\$1,443.68
				CDA A	\$148.07



State of California
ASSET FORFEITURE REPORT - 2010

Table 3

Admin Number	Docket Number	Amount Forfeited	Date Disbursed	Recipient	Amount Disbursed
				DA OFFICE	\$2,369.12
				GENERAL FUND	\$3,553.68
				RICHMOND PD	\$6,774.21
09-0088		\$415.00	5/20/2010		
				15% - 11489	\$40.46
				CDA A	\$4.15
				DA OFFICE	\$66.40
				GENERAL FUND	\$99.60
				TF WEST CC NET-WESTNET	\$204.39
09-0096		\$2,760.87	6/15/2010		
				15% - 11489	\$278.95
				CDA A	\$28.61
				DA OFFICE	\$464.42
				GENERAL FUND	\$686.64
				PITTSBURG PD	\$1,302.25
09-0101		\$1,850.87	2/18/2010		
				15% - 11489	\$187.00
				CDA A	\$19.18
				CONCORD PD	\$896.67
				DA OFFICE	\$287.70
				GENERAL FUND	\$460.32
09-0104		\$1,508.22	1/7/2010		
				15% - 11489	\$155.61
				CDA A	\$15.96
				DA OFFICE	\$159.60
				GENERAL FUND	\$383.04
				SAN PABLO PD	\$794.01
09-0108		\$1,405.22	2/1/2010		
				15% - 11489	\$144.98
				CDA A	\$14.87
				CONTRA COSTA CO SO	\$665.44
				DA OFFICE	\$223.05
				GENERAL FUND	\$356.88
09-0110		\$698.35	4/29/2010		
				15% - 11489	\$72.05
				CDA A	\$7.39
				CONTRA COSTA CO SO	\$323.31
				DA OFFICE	\$118.24
				GENERAL FUND	\$177.36
09-0111		\$1,686.83	1/7/2010		
				15% - 11489	\$174.04
				CDA A	\$17.85
				DA OFFICE	\$178.50
				GENERAL FUND	\$428.40
				SAN PABLO PD	\$888.04
09-0116		\$7,999.42	8/3/2010		
				15% - 11489	\$825.34



State of California
ASSET FORFEITURE REPORT - 2010

Table 3

Admin Number	Docket Number	Amount Forfeited	Date Disbursed	Recipient	Amount Disbursed
				CDA	\$84.65
				DA OFFICE	\$1,185.10
				GENERAL FUND	\$2,031.60
				RICHMOND PD	\$3,872.73
09-0117		\$392.18	3/19/2010		
				15% - 11489	\$40.47
				CDA	\$4.15
				DA OFFICE	\$41.50
				GENERAL FUND	\$99.60
				PITTSBURG PD	\$206.46
09-0118		\$469.67	3/19/2010		
				15% - 11489	\$48.46
				CDA	\$4.97
				DA OFFICE	\$49.70
				GENERAL FUND	\$119.28
				PITTSBURG PD	\$247.26
09-0119		\$381.78	3/19/2010		
				15% - 11489	\$39.39
				CDA	\$4.04
				DA OFFICE	\$80.80
				GENERAL FUND	\$96.96
				PITTSBURG PD	\$160.59
09-0122		\$2,434.69	7/21/2010		
				15% - 11489	\$245.99
				CDA	\$25.23
				CONCORD PD	\$1,154.27
				DA OFFICE	\$403.68
				GENERAL FUND	\$605.52
09-0133		\$8,299.00	2/18/2010		
				15% - 11489	\$809.15
				CDA	\$82.99
				DA OFFICE	\$1,410.83
				GENERAL FUND	\$1,991.76
				TF WEST CC NET-WESTNET	\$4,004.27
09-0133A		\$4,800.00	12/30/2010		
				15% - 11489	\$468.00
				CDA	\$48.00
				DA OFFICE	\$768.00
				GENERAL FUND	\$1,152.00
				TF WEST CC NET-WESTNET	\$2,364.00
09-0135		\$631.26	2/3/2010		
				15% - 11489	\$65.13
				CDA	\$6.68
				DA OFFICE	\$66.80
				GENERAL FUND	\$160.32
				PITTSBURG PD	\$332.33



State of California
ASSET FORFEITURE REPORT - 2010

Table 3

Admin Number	Docket Number	Amount Forfeited	Date Disbursed	Recipient	Amount Disbursed
09-0136		\$413.00	4/27/2010	15% - 11489	\$40.27
				CDA	\$4.13
				DA OFFICE	\$82.60
				GENERAL FUND	\$99.12
				TF WEST CC NET-WESTNET	\$186.88
09-0137		\$5,965.00	10/8/2010	15% - 11489	\$581.59
				CDA	\$59.65
				DA OFFICE	\$1,014.05
				GENERAL FUND	\$1,431.60
				TF CENTRAL CC NET-	\$2,878.11
09-0137A		\$5,000.00	10/8/2010	15% - 11489	\$487.50
				CDA	\$50.00
				DA OFFICE	\$850.00
				GENERAL FUND	\$1,200.00
				TF CENTRAL CC NET-	\$2,412.50
09-0138		\$34,561.47	2/1/2010	15% - 11489	\$3,491.96
				CDA	\$358.15
				CONCORD PD	\$16,796.76
				DA OFFICE	\$5,319.00
				GENERAL FUND	\$8,595.60
09-0138A		\$96.50	2/18/2010	15% - 11489	\$9.75
				CDA	\$1.00
				CONCORD PD	\$46.75
				DA OFFICE	\$15.00
				GENERAL FUND	\$24.00
09-0139		\$978.00	10/19/2010	15% - 11489	\$95.35
				CDA	\$9.78
				DA OFFICE	\$156.48
				GENERAL FUND	\$234.72
				TF CENTRAL CC NET-	\$481.67
09-0140		\$5,538.64	10/8/2010	15% - 11489	\$571.45
				CDA	\$58.61
				CONTRA COSTA CO SO	\$2,446.96
				DA OFFICE	\$1,054.98
				GENERAL FUND	\$1,406.64
09-0141		\$424.30	11/3/2010	15% - 11489	\$43.77
				CDA	\$4.49
				CONTRA COSTA CO SO	\$196.44
				DA OFFICE	\$71.84



State of California
ASSET FORFEITURE REPORT - 2010

Table 3

Admin Number	Docket Number	Amount Forfeited	Date Disbursed	Recipient	Amount Disbursed
09-0145		\$497.07	1/27/2010	GENERAL FUND	\$107.76
				15% - 11489	\$51.29
				ANTIOCH PD	\$261.68
				CDA A	\$5.26
				DA OFFICE	\$52.60
09-0146		\$732.38	1/27/2010	GENERAL FUND	\$126.24
				15% - 11489	\$75.56
				ANTIOCH PD	\$385.57
				CDA A	\$7.75
				DA OFFICE	\$77.50
09-0147		\$2,076.16	2/1/2010	GENERAL FUND	\$186.00
				15% - 11489	\$214.20
				CDA A	\$21.97
				CONCORD PD	\$1,093.01
				DA OFFICE	\$219.70
09-0148		\$10,659.39	2/1/2010	GENERAL FUND	\$527.28
				15% - 11489	\$1,076.99
				CDA A	\$110.46
				CONCORD PD	\$5,274.46
				DA OFFICE	\$1,546.44
09-0149		\$499.91	2/1/2010	GENERAL FUND	\$2,651.04
				15% - 11489	\$51.58
				CDA A	\$5.29
				CONCORD PD	\$263.18
				DA OFFICE	\$52.90
09-0150		\$2,109.24	2/1/2010	GENERAL FUND	\$126.96
				15% - 11489	\$217.62
				CDA A	\$22.32
				CONCORD PD	\$1,110.42
				DA OFFICE	\$223.20
09-0151		\$760.73	1/27/2010	GENERAL FUND	\$535.68
				15% - 11489	\$78.49
				ANTIOCH PD	\$400.49
				CDA A	\$8.05
				DA OFFICE	\$80.50
09-0152		\$869.40	2/1/2010	GENERAL FUND	\$193.20
				15% - 11489	\$89.70
				CDA A	\$9.20
				CONCORD PD	\$457.70



State of California
ASSET FORFEITURE REPORT - 2010

Table 3

Admin Number	Docket Number	Amount Forfeited	Date Disbursed	Recipient	Amount Disbursed
				DA OFFICE	\$92.00
				GENERAL FUND	\$220.80
09-0153		\$622.42	10/12/2010	15% - 11489	\$62.88
				CDA A	\$6.45
				CONCORD PD	\$295.09
				DA OFFICE	\$103.20
				GENERAL FUND	\$154.80
09-0155		\$1,394.42	1/27/2010	15% - 11489	\$140.89
				ANTIOCH PD	\$675.54
				CDA A	\$14.45
				DA OFFICE	\$216.74
				GENERAL FUND	\$346.80
09-0156		\$3,266.87	1/27/2010	15% - 11489	\$337.06
				CDA A	\$34.57
				CONTRA COSTA CO SO	\$1,547.01
				DA OFFICE	\$518.55
				GENERAL FUND	\$829.68
09-0157		\$2,943.68	1/27/2010	15% - 11489	\$303.71
				CDA A	\$31.15
				CONTRA COSTA CO SO	\$1,549.72
				DA OFFICE	\$311.50
				GENERAL FUND	\$747.60
09-0158		\$1,050.00	2/1/2010	15% - 11489	\$102.38
				CDA A	\$10.50
				DA OFFICE	\$168.00
				GENERAL FUND	\$252.00
				TF CENTRAL CC NET-	\$517.12
09-0159		\$6,300.00	9/8/2010	15% - 11489	\$614.25
				CDA A	\$63.00
				DA OFFICE	\$1,071.00
				GENERAL FUND	\$1,512.00
				TF CENTRAL CC NET-	\$3,039.75
09-0160		\$13,963.17	8/3/2010	15% - 11489	\$1,440.65
				CDA A	\$147.76
				DA OFFICE	\$2,364.13
				GENERAL FUND	\$3,546.20
				RICHMOND PD	\$6,464.43
09-0161		\$1,021.55	3/11/2010	15% - 11489	\$105.40
				CDA A	\$10.81



State of California
ASSET FORFEITURE REPORT - 2010

Table 3

Admin Number	Docket Number	Amount Forfeited	Date Disbursed	Recipient	Amount Disbursed
				DA OFFICE	\$108.10
				GENERAL FUND	\$259.44
				MARTINEZ PD	\$537.80
09-0162		\$3,584.97	6/15/2010		
				15% - 11489	\$362.21
				ANTIOCH PD	\$1,699.61
				CDA A	\$37.15
				DA OFFICE	\$594.40
				GENERAL FUND	\$891.60
09-0163		\$17,045.00	8/3/2010		
				15% - 11489	\$1,661.89
				CDA A	\$170.45
				DA OFFICE	\$2,727.20
				GENERAL FUND	\$4,090.80
				SAN PABLO PD	\$8,394.66
09-0165		\$2,311.00	3/11/2010		
				15% - 11489	\$225.32
				CDA A	\$23.11
				DA OFFICE	\$1,507.93
				GENERAL FUND	\$554.64
09-0166		\$3,723.54	6/15/2010		
				15% - 11489	\$380.15
				CDA A	\$38.99
				DA OFFICE	\$506.87
				GENERAL FUND	\$935.76
				PITTSBURG PD	\$1,861.77
09-0167		\$585.90	6/15/2010		
				15% - 11489	\$60.45
				CDA A	\$6.20
				DA OFFICE	\$62.00
				GENERAL FUND	\$148.80
				PITTSBURG PD	\$308.45
09-0168		\$497.25	10/25/2010		
				15% - 11489	\$49.72
				CDA A	\$5.10
				DA OFFICE	\$91.80
				GENERAL FUND	\$122.40
				PITTSBURG PD	\$228.23
09-0169		\$13,138.48	8/3/2010		
				15% - 11489	\$1,327.46
				CDA A	\$136.15
				DA OFFICE	\$2,178.41
				GENERAL FUND	\$3,267.60
				PITTSBURG PD	\$6,228.86
09-0169A		\$1,301.78	11/8/2010		
				15% - 11489	\$131.52
				CDA A	\$13.49



State of California
ASSET FORFEITURE REPORT - 2010

Table 3

Admin Number	Docket Number	Amount Forfeited	Date Disbursed	Recipient	Amount Disbursed
				DA OFFICE	\$215.84
				GENERAL FUND	\$323.76
				PITTSBURG PD	\$617.17
09-0170		\$4,663.26	8/3/2010	15% - 11489	\$476.09
				CDA A	\$48.83
				DA OFFICE	\$732.45
				GENERAL FUND	\$1,171.92
				RICHMOND PD	\$2,233.97
09-0172		\$1,290.87	4/29/2010	15% - 11489	\$133.18
				CDA A	\$13.66
				CONTRA COSTA CO SO	\$624.95
				DA OFFICE	\$191.24
				GENERAL FUND	\$327.84
09-0173		\$652.99	4/29/2010	15% - 11489	\$67.37
				CDA A	\$6.91
				CONTRA COSTA CO SO	\$343.77
				DA OFFICE	\$69.10
				GENERAL FUND	\$165.84
09-0175		\$3,611.99	12/27/2010	15% - 11489	\$364.94
				CDA A	\$37.43
				CONCORD PD	\$1,745.85
				DA OFFICE	\$565.45
				GENERAL FUND	\$898.32
09-0176		\$18,063.02	12/27/2010	15% - 11489	\$1,853.17
				ANTIOCH PD	\$8,545.23
				CDA A	\$190.07
				DA OFFICE	\$2,912.87
				GENERAL FUND	\$4,561.68
09-0178		\$459.27	6/15/2010	15% - 11489	\$47.38
				ANTIOCH PD	\$241.79
				CDA A	\$4.86
				DA OFFICE	\$48.60
				GENERAL FUND	\$116.64
09-0179		\$1,508.29	6/15/2010	15% - 11489	\$152.39
				CDA A	\$15.63
				CONCORD PD	\$730.70
				DA OFFICE	\$234.45
				GENERAL FUND	\$375.12
09-0180		\$362.69	6/15/2010	15% - 11489	\$37.42



State of California
ASSET FORFEITURE REPORT - 2010

Table 3

Admin Number	Docket Number	Amount Forfeited	Date Disbursed	Recipient	Amount Disbursed
				CDAA	\$3.84
				DA OFFICE	\$38.38
				GENERAL FUND	\$92.11
				HERCULES PD	\$190.94
09-0182		\$2,330.48	4/8/2010		
				15% - 11489	\$235.46
				CDAA	\$24.15
				DA OFFICE	\$386.40
				GENERAL FUND	\$579.60
				PINOLE PD	\$1,104.87
09-0184		\$6,116.77	11/8/2010		
				15% - 11489	\$624.48
				CDAA	\$64.05
				CONCORD PD	\$2,994.34
				DA OFFICE	\$896.70
				GENERAL FUND	\$1,537.20
09-0185		\$3,704.64	11/8/2010		
				15% - 11489	\$374.30
				CDAA	\$38.39
				CONCORD PD	\$1,794.74
				DA OFFICE	\$575.85
				GENERAL FUND	\$921.36
10-0001		\$2,513.70	8/6/2010		
				15% - 11489	\$259.35
				CDAA	\$26.60
				CONTRA COSTA CO SO	\$1,163.75
				DA OFFICE	\$425.60
				GENERAL FUND	\$638.40
10-0002		\$11,366.46	4/29/2010		
				15% - 11489	\$1,172.73
				CDAA	\$120.28
				CONTRA COSTA CO SO	\$5,623.09
				DA OFFICE	\$1,563.64
				GENERAL FUND	\$2,886.72
10-0003		\$1,684.93	4/29/2010		
				15% - 11489	\$173.84
				CDAA	\$17.83
				CONTRA COSTA CO SO	\$797.89
				DA OFFICE	\$267.45
				GENERAL FUND	\$427.92
10-0004		\$1,160.46	4/29/2010		
				15% - 11489	\$119.73
				CDAA	\$12.28
				CONTRA COSTA CO SO	\$574.09
				DA OFFICE	\$159.64
				GENERAL FUND	\$294.72



State of California
ASSET FORFEITURE REPORT - 2010

Table 3

Admin Number	Docket Number	Amount Forfeited	Date Disbursed	Recipient	Amount Disbursed
10-0005		\$1,057.45	4/27/2010	15% - 11489	\$109.10
				CDA A	\$11.19
				CONCORD PD	\$556.70
				DA OFFICE	\$111.90
				GENERAL FUND	\$268.56
10-0006		\$657.17	6/15/2010	15% - 11489	\$66.40
				ANTIOCH PD	\$152.41
				CDA A	\$6.81
				DA OFFICE	\$115.77
				GENERAL FUND	\$163.44
				PITTSBURG PD	\$152.34
10-0006A		\$210.74	6/15/2010	15% - 11489	\$21.74
				ANTIOCH PD	\$44.33
				CDA A	\$2.23
				DA OFFICE	\$44.60
				GENERAL FUND	\$53.52
				PITTSBURG PD	\$44.32
10-0006B		\$20,132.71	11/10/2010	15% - 11489	\$2,028.88
				ANTIOCH PD	\$4,682.03
				CDA A	\$208.09
				DA OFFICE	\$3,537.53
				GENERAL FUND	\$4,994.16
				PITTSBURG PD	\$4,682.02
10-0006C		\$3,299.18	11/10/2010	15% - 11489	\$332.48
				ANTIOCH PD	\$767.25
				CDA A	\$34.10
				DA OFFICE	\$579.70
				GENERAL FUND	\$818.40
				PITTSBURG PD	\$767.25
10-0008		\$569.83	6/15/2010	15% - 11489	\$58.79
				ANTIOCH PD	\$299.99
				CDA A	\$6.03
				DA OFFICE	\$60.30
				GENERAL FUND	\$144.72
10-0010		\$657.72	10/27/2010	15% - 11489	\$67.86
				ANTIOCH PD	\$346.26
				CDA A	\$6.96
				DA OFFICE	\$69.60
				GENERAL FUND	\$167.04



State of California
ASSET FORFEITURE REPORT - 2010

Table 3

Admin Number	Docket Number	Amount Forfeited	Date Disbursed	Recipient	Amount Disbursed
10-0010A		\$2,175.11	6/15/2010	15% - 11489 ANTIOCH PD CDAA DA OFFICE GENERAL FUND	\$219.76 \$1,053.75 \$22.54 \$338.10 \$540.96
10-0013		\$1,954.26	6/4/2010	15% - 11489 CDAA CONTRA COSTA CO SO DA OFFICE GENERAL FUND	\$201.63 \$20.68 \$925.43 \$310.20 \$496.32
10-0014		\$5,177.22	9/8/2010	15% - 11489 CDAA CONCORD PD DA OFFICE GENERAL FUND	\$523.08 \$53.65 \$2,454.49 \$858.40 \$1,287.60
10-0016		\$4,215.00	5/20/2010	15% - 11489 CDAA DA OFFICE GENERAL FUND TF CENTRAL CC NET-	\$410.96 \$42.15 \$674.40 \$1,011.60 \$2,075.89
10-0017		\$7,625.00	8/3/2010	15% - 11489 CDAA DA OFFICE GENERAL FUND TF WEST CC NET-WESTNET	\$743.44 \$76.25 \$1,220.00 \$1,830.00 \$3,755.31
10-0019		\$823.09	7/6/2010	15% - 11489 CDAA DA OFFICE GENERAL FUND PINOLE PD	\$84.92 \$8.71 \$87.10 \$209.04 \$433.32
10-0020		\$669.06	6/15/2010	15% - 11489 CDAA DA OFFICE GENERAL FUND PITTSBURG PD	\$69.03 \$7.08 \$70.80 \$169.92 \$352.23
10-0022		\$312.79	6/15/2010	15% - 11489 CDAA DA OFFICE GENERAL FUND	\$32.27 \$3.31 \$66.20 \$79.44



State of California
ASSET FORFEITURE REPORT - 2010

Table 3

Admin Number	Docket Number	Amount Forfeited	Date Disbursed	Recipient	Amount Disbursed
10-0022A		\$9,784.13	8/3/2010	PITTSBURG PD	\$131.57
				15% - 11489	\$988.55
				CDAA	\$101.39
				DA OFFICE	\$1,825.02
				GENERAL FUND	\$2,433.36
10-0023		\$2,326.59	8/3/2010	PITTSBURG PD	\$4,435.81
				15% - 11489	\$240.04
				CDAA	\$24.62
				DA OFFICE	\$246.20
				GENERAL FUND	\$590.88
10-0027		\$3,521.07	6/4/2010	SAN PABLO PD	\$1,224.85
				15% - 11489	\$363.28
				CDAA	\$37.26
				CONTRA COSTA CO SO	\$1,630.13
				DA OFFICE	\$596.16
10-0029		\$4,468.00	6/15/2010	GENERAL FUND	\$894.24
				15% - 11489	\$435.63
				CDAA	\$44.68
				DA OFFICE	\$714.88
				GENERAL FUND	\$1,072.32
10-0031		\$5,145.00	6/15/2010	TF WEST CC NET-WESTNET	\$2,200.49
				15% - 11489	\$501.64
				CDAA	\$51.45
				DA OFFICE	\$771.75
				GENERAL FUND	\$1,234.80
10-0033		\$975.24	6/15/2010	TF WEST CC NET-WESTNET	\$2,585.36
				15% - 11489	\$100.62
				CDAA	\$10.32
				CONCORD PD	\$513.42
				DA OFFICE	\$103.20
10-0034		\$3,741.26	6/15/2010	GENERAL FUND	\$247.68
				15% - 11489	\$386.00
				CDAA	\$39.59
				CONCORD PD	\$1,771.66
				DA OFFICE	\$593.85
10-0035		\$607.63	6/15/2010	GENERAL FUND	\$950.16
				15% - 11489	\$62.69
				CDAA	\$6.43
				CONCORD PD	\$319.89



State of California
ASSET FORFEITURE REPORT - 2010

Table 3

Admin Number	Docket Number	Amount Forfeited	Date Disbursed	Recipient	Amount Disbursed
10-0036		\$8,612.73	6/15/2010	DA OFFICE	\$64.30
				GENERAL FUND	\$154.32
				15% - 11489	\$888.62
				CDA A	\$91.14
				CONCORD PD	\$3,400.66
				CONTRA COSTA CO SO	\$1,133.55
10-0037		\$8,625.96	6/29/2010	DA OFFICE	\$911.40
				GENERAL FUND	\$2,187.36
				15% - 11489	\$889.98
				CDA A	\$91.28
				CONTRA COSTA CO SO	\$4,541.18
				DA OFFICE	\$912.80
10-0038		\$2,002.45	6/29/2010	GENERAL FUND	\$2,190.72
				15% - 11489	\$206.60
				CDA A	\$21.19
				CONTRA COSTA CO SO	\$1,054.20
				DA OFFICE	\$211.90
				GENERAL FUND	\$508.56
10-0040		\$5,687.96	6/29/2010	15% - 11489	\$586.86
				CDA A	\$60.19
				CONTRA COSTA CO SO	\$2,813.88
				DA OFFICE	\$782.47
				GENERAL FUND	\$1,444.56
				15% - 11489	\$131.24
10-0041		\$1,271.97	6/29/2010	CDA A	\$13.46
				CONTRA COSTA CO SO	\$669.63
				DA OFFICE	\$134.60
				GENERAL FUND	\$323.04
				15% - 11489	\$297.37
				ANTIOCH PD	\$1,425.88
10-0044		\$2,912.75	8/17/2010	CDA A	\$30.50
				DA OFFICE	\$427.00
				GENERAL FUND	\$732.00
				15% - 11489	\$168.38
				CDA A	\$17.27
				DA OFFICE	\$276.32
10-0045		\$1,727.00	8/6/2010	GENERAL FUND	\$414.48
				TF CENTRAL CC NET-	\$850.55
				15% - 11489	\$112.22
				CDA A	\$17.27
				DA OFFICE	\$276.32
				GENERAL FUND	\$414.48
10-0046		\$1,087.69	11/3/2010	15% - 11489	\$112.22



State of California
ASSET FORFEITURE REPORT - 2010

Table 3

Admin Number	Docket Number	Amount Forfeited	Date Disbursed	Recipient	Amount Disbursed
				CDA A	\$11.51
				CONTRA COSTA CO SO	\$526.58
				DA OFFICE	\$161.14
				GENERAL FUND	\$276.24
10-0047		\$9,303.23	9/13/2010		
				15% - 11489	\$949.81
				CDA A	\$97.42
				DA OFFICE	\$1,363.82
				GENERAL FUND	\$2,337.98
				PINOLE PD	\$4,554.20
10-0047A		\$97.20	9/13/2010		
				15% - 11489	\$9.92
				CDA A	\$1.02
				DA OFFICE	\$14.25
				GENERAL FUND	\$24.43
				PINOLE PD	\$47.58
10-0050		\$720.69	8/17/2010		
				15% - 11489	\$74.36
				ANTIOCH PD	\$379.41
				CDA A	\$7.63
				DA OFFICE	\$76.26
				GENERAL FUND	\$183.03
10-0051		\$2,809.11	7/21/2010		
				15% - 11489	\$283.82
				CDA A	\$29.11
				CONCORD PD	\$1,360.89
				DA OFFICE	\$436.65
				GENERAL FUND	\$698.64
10-0052		\$1,091.47	8/3/2010		
				15% - 11489	\$112.61
				CDA A	\$11.55
				DA OFFICE	\$115.50
				GENERAL FUND	\$277.20
				RICHMOND PD	\$574.61
10-0053		\$442.26	8/3/2010		
				15% - 11489	\$45.63
				CDA A	\$4.68
				DA OFFICE	\$46.80
				GENERAL FUND	\$112.32
				RICHMOND PD	\$232.83
10-0054		\$529.20	8/17/2010		
				15% - 11489	\$54.60
				ANTIOCH PD	\$278.60
				CDA A	\$5.60
				DA OFFICE	\$56.00
				GENERAL FUND	\$134.40



State of California
ASSET FORFEITURE REPORT - 2010

Table 3

Admin Number	Docket Number	Amount Forfeited	Date Disbursed	Recipient	Amount Disbursed
10-0055		\$805.14	9/28/2010	15% - 11489	\$83.07
				CDA	\$8.52
				DA OFFICE	\$85.20
				GENERAL FUND	\$204.48
				PITTSBURG PD	\$423.87
10-0056		\$2,436.62	10/25/2010	15% - 11489	\$246.19
				CDA	\$25.25
				DA OFFICE	\$404.00
				GENERAL FUND	\$606.00
				PITTSBURG PD	\$1,155.18
10-0056A		\$4,660.95	10/25/2010	15% - 11489	\$470.92
				CDA	\$48.30
				DA OFFICE	\$772.80
				GENERAL FUND	\$1,159.20
				PITTSBURG PD	\$2,209.73
10-0057		\$1,828.82	9/28/2010	15% - 11489	\$186.71
				CDA	\$19.15
				DA OFFICE	\$248.95
				GENERAL FUND	\$459.60
				PITTSBURG PD	\$914.41
10-0059		\$1,169.88	10/25/2010	15% - 11489	\$119.44
				CDA	\$12.25
				DA OFFICE	\$171.50
				GENERAL FUND	\$294.00
				PITTSBURG PD	\$572.69
10-0060		\$2,136.64	11/8/2010	15% - 11489	\$220.45
				CDA	\$22.61
				DA OFFICE	\$293.93
				GENERAL FUND	\$542.64
				PITTSBURG PD	\$1,057.01
10-0062		\$652.99	11/3/2010	15% - 11489	\$67.37
				CDA	\$6.91
				CONTRA COSTA CO SO	\$343.77
				DA OFFICE	\$69.10
				GENERAL FUND	\$165.84
10-0063		\$658.67	8/6/2010	15% - 11489	\$67.96
				CDA	\$6.97
				CONTRA COSTA CO SO	\$346.76
				DA OFFICE	\$69.70



State of California
ASSET FORFEITURE REPORT - 2010

Table 3

Admin Number	Docket Number	Amount Forfeited	Date Disbursed	Recipient	Amount Disbursed
10-0064		\$651.11	8/6/2010	GENERAL FUND	\$167.28
				15% - 11489	\$67.18
				CDAA	\$6.89
				CONTRA COSTA CO SO	\$342.78
				DA OFFICE	\$68.90
10-0065		\$692.69	8/6/2010	GENERAL FUND	\$165.36
				15% - 11489	\$71.47
				CDAA	\$7.33
				CONTRA COSTA CO SO	\$364.67
				DA OFFICE	\$73.30
10-0066		\$913.81	8/6/2010	GENERAL FUND	\$175.92
				15% - 11489	\$94.28
				CDAA	\$9.67
				CONTRA COSTA CO SO	\$481.08
				DA OFFICE	\$96.70
10-0067		\$675.67	9/8/2010	GENERAL FUND	\$232.08
				15% - 11489	\$69.71
				CDAA	\$7.15
				CONCORD PD	\$355.71
				DA OFFICE	\$71.50
10-0068		\$1,259.69	9/8/2010	GENERAL FUND	\$171.60
				15% - 11489	\$129.97
				CDAA	\$13.33
				CONCORD PD	\$663.17
				DA OFFICE	\$133.30
10-0069		\$632.21	8/6/2010	GENERAL FUND	\$319.92
				15% - 11489	\$65.23
				CDAA	\$6.69
				CONTRA COSTA CO SO	\$332.83
				DA OFFICE	\$66.90
10-0070		\$11,467.58	8/6/2010	GENERAL FUND	\$160.56
				15% - 11489	\$1,183.16
				CDAA	\$121.35
				CONTRA COSTA CO SO	\$5,551.77
				DA OFFICE	\$1,698.90
10-0072		\$594.41	8/17/2010	GENERAL FUND	\$2,912.40
				15% - 11489	\$61.33
				BRENTWOOD PD	\$312.93
				CDAA	\$6.29



State of California
ASSET FORFEITURE REPORT - 2010

Table 3

Admin Number	Docket Number	Amount Forfeited	Date Disbursed	Recipient	Amount Disbursed
10-0073		\$6,155.73	10/25/2010	DA OFFICE	\$62.90
				GENERAL FUND	\$150.96
				15% - 11489	\$621.95
				CDA A	\$63.79
				DA OFFICE	\$1,020.64
10-0074		\$756.94	10/25/2010	GENERAL FUND	\$1,530.96
				PITTSBURG PD	\$2,918.39
				15% - 11489	\$78.09
				CDA A	\$8.01
				DA OFFICE	\$80.10
10-0076		\$502.77	10/27/2010	GENERAL FUND	\$192.24
				PITTSBURG PD	\$398.50
				15% - 11489	\$50.80
				ANTIOCH PD	\$238.36
				CDA A	\$5.21
10-0077		\$2,347.39	9/8/2010	DA OFFICE	\$83.36
				GENERAL FUND	\$125.04
				15% - 11489	\$239.66
				CDA A	\$24.58
				CONCORD PD	\$1,173.69
10-0079		\$372.33	9/8/2010	DA OFFICE	\$319.54
				GENERAL FUND	\$589.92
				15% - 11489	\$38.41
				CDA A	\$3.94
				CONTRA COSTA CO SO	\$196.02
10-0080		\$2,029.00	11/10/2010	DA OFFICE	\$39.40
				GENERAL FUND	\$94.56
				15% - 11489	\$197.83
				CDA A	\$20.29
				DA OFFICE	\$446.38
10-0081		\$692.69	9/8/2010	GENERAL FUND	\$486.96
				WALNUT CREEK PD	\$877.54
				15% - 11489	\$71.47
				CDA A	\$7.33
				CONTRA COSTA CO SO	\$364.67
10-0083		\$483.87	10/8/2010	DA OFFICE	\$73.30
				GENERAL FUND	\$175.92
				15% - 11489	\$49.93
				ANTIOCH PD	\$254.73



State of California
ASSET FORFEITURE REPORT - 2010

Table 3

Admin Number	Docket Number	Amount Forfeited	Date Disbursed	Recipient	Amount Disbursed
				CDAA	\$5.12
				DA OFFICE	\$51.20
				GENERAL FUND	\$122.89
10-0084		\$6,517.61	12/1/2010	15% - 11489	\$658.51
				BRENTWOOD PD	\$3,157.50
				CDAA	\$67.54
				DA OFFICE	\$1,013.10
				GENERAL FUND	\$1,620.96
10-0085		\$5,493.74	11/29/2010	15% - 11489	\$555.06
				CDAA	\$56.93
				DA OFFICE	\$910.88
				GENERAL FUND	\$1,366.32
				PITTSBURG PD	\$2,604.55
10-0085A		\$2,420.95	11/29/2010	15% - 11489	\$244.60
				CDAA	\$25.09
				DA OFFICE	\$401.40
				GENERAL FUND	\$602.10
				PITTSBURG PD	\$1,147.76
10-0085B		\$745.60	10/25/2010	15% - 11489	\$76.92
				CDAA	\$7.89
				DA OFFICE	\$78.90
				GENERAL FUND	\$189.36
				PITTSBURG PD	\$392.53
10-0088		\$868.45	10/25/2010	15% - 11489	\$89.60
				CDAA	\$9.19
				DA OFFICE	\$91.90
				GENERAL FUND	\$220.56
				PITTSBURG PD	\$457.20
10-0089		\$624.65	10/25/2010	15% - 11489	\$64.45
				CDAA	\$6.61
				DA OFFICE	\$66.10
				GENERAL FUND	\$158.64
				PITTSBURG PD	\$328.85
10-0090		\$848.61	10/25/2010	15% - 11489	\$87.55
				CDAA	\$8.98
				DA OFFICE	\$89.80
				GENERAL FUND	\$215.52
				PITTSBURG PD	\$446.76
10-0091		\$994.14	10/8/2010	15% - 11489	\$102.57



State of California
ASSET FORFEITURE REPORT - 2010

Table 3

Admin Number	Docket Number	Amount Forfeited	Date Disbursed	Recipient	Amount Disbursed
				CDA A	\$10.52
				CONTRA COSTA CO SO	\$481.29
				DA OFFICE	\$147.28
				GENERAL FUND	\$252.48
10-0093		\$1,289.93	9/28/2010		
				15% - 11489	\$133.09
				CDA A	\$13.65
				CONCORD PD	\$679.09
				DA OFFICE	\$136.50
				GENERAL FUND	\$327.60
10-0093A		\$1,041.39	9/28/2010		
				15% - 11489	\$107.44
				CDA A	\$11.02
				CONCORD PD	\$548.25
				DA OFFICE	\$110.20
				GENERAL FUND	\$264.48
10-0096		\$433.75	10/8/2010		
				15% - 11489	\$44.75
				CDA A	\$4.59
				CONTRA COSTA CO SO	\$228.35
				DA OFFICE	\$45.90
				GENERAL FUND	\$110.16
10-0097		\$961.07	10/8/2010		
				15% - 11489	\$99.16
				CDA A	\$10.17
				CONTRA COSTA CO SO	\$505.96
				DA OFFICE	\$101.70
				GENERAL FUND	\$244.08
10-0098		\$7,129.42	10/19/2010		
				15% - 11489	\$720.33
				BRENTWOOD PD	\$3,453.89
				CDA A	\$73.88
				DA OFFICE	\$1,108.20
				GENERAL FUND	\$1,773.12
10-0100		\$2,115.00	10/8/2010		
				15% - 11489	\$206.21
				CDA A	\$21.15
				DA OFFICE	\$317.25
				GENERAL FUND	\$507.60
				TF CENTRAL CC NET-	\$1,062.79
10-0100A		\$500.00	10/8/2010		
				15% - 11489	\$48.75
				CDA A	\$5.00
				DA OFFICE	\$75.00
				GENERAL FUND	\$120.00
				TF CENTRAL CC NET-	\$251.25



State of California
ASSET FORFEITURE REPORT - 2010

Table 3

Admin Number	Docket Number	Amount Forfeited	Date Disbursed	Recipient	Amount Disbursed
10-0100B		\$1,075.00	10/8/2010	15% - 11489	\$104.81
				CDA	\$10.75
				DA OFFICE	\$161.25
				GENERAL FUND	\$258.00
				TF CENTRAL CC NET-	\$540.19
10-0100C		\$1,935.00	10/8/2010	15% - 11489	\$188.66
				CDA	\$19.35
				DA OFFICE	\$290.25
				GENERAL FUND	\$464.40
				TF CENTRAL CC NET-	\$972.34
10-0101		\$1,207.72	10/12/2010	15% - 11489	\$124.61
				CDA	\$12.78
				CONCORD PD	\$635.81
				DA OFFICE	\$127.80
				GENERAL FUND	\$306.72
10-0102		\$997.92	10/12/2010	15% - 11489	\$102.96
				CDA	\$10.56
				CONCORD PD	\$525.36
				DA OFFICE	\$105.60
				GENERAL FUND	\$253.44
10-0103		\$1,352.29	11/10/2010	15% - 11489	\$139.52
				CDA	\$14.31
				DA OFFICE	\$186.03
				GENERAL FUND	\$343.44
				WALNUT CREEK PD	\$668.99
10-0104		\$1,062.57	11/10/2010	15% - 11489	\$107.36
				CDA	\$11.01
				DA OFFICE	\$176.18
				GENERAL FUND	\$264.26
				RICHMOND PD	\$503.76
10-0105		\$1,003.60	11/10/2010	15% - 11489	\$101.40
				CDA	\$10.40
				DA OFFICE	\$166.40
				GENERAL FUND	\$249.60
				RICHMOND PD	\$475.80
10-0107		\$303.97	10/19/2010	15% - 11489	\$30.71
				CDA	\$3.15
				DA OFFICE	\$53.55
				GENERAL FUND	\$75.60



State of California
ASSET FORFEITURE REPORT - 2010

Table 3

Admin Number	Docket Number	Amount Forfeited	Date Disbursed	Recipient	Amount Disbursed
10-0108		\$538.00	10/25/2010	MARTINEZ PD	\$140.96
				15% - 11489	\$52.45
				CDAA	\$5.38
				DA OFFICE	\$86.08
				GENERAL FUND	\$129.12
				TF CENTRAL CC NET-	\$264.97
10-0109		\$7,614.81	10/14/2010	15% - 11489	\$769.37
				CDAA	\$78.91
				CONCORD PD	\$3,689.04
				DA OFFICE	\$1,183.65
				GENERAL FUND	\$1,893.84
10-0110		\$1,013.25	10/14/2010	15% - 11489	\$102.37
				CDAA	\$10.50
				CONCORD PD	\$490.88
				DA OFFICE	\$157.50
				GENERAL FUND	\$252.00
10-0111		\$897.45	10/14/2010	15% - 11489	\$90.67
				CDAA	\$9.30
				CONCORD PD	\$425.48
				DA OFFICE	\$148.80
				GENERAL FUND	\$223.20
10-0112		\$3,548.47	10/14/2010	15% - 11489	\$366.11
				CDAA	\$37.55
				CONCORD PD	\$1,868.11
				DA OFFICE	\$375.50
				GENERAL FUND	\$901.20
10-0113		\$1,214.76	10/14/2010	15% - 11489	\$124.02
				CDAA	\$12.72
				CONCORD PD	\$594.66
				DA OFFICE	\$178.08
				GENERAL FUND	\$305.28
10-0114		\$15,469.65	10/14/2010	15% - 11489	\$1,596.08
				CDAA	\$163.70
				CONCORD PD	\$8,144.07
				DA OFFICE	\$1,637.00
				GENERAL FUND	\$3,928.80
10-0114A		\$455.49	10/14/2010	15% - 11489	\$46.99
				CDAA	\$4.82
				CONCORD PD	\$210.88



State of California
ASSET FORFEITURE REPORT - 2010

Table 3

Admin Number	Docket Number	Amount Forfeited	Date Disbursed	Recipient	Amount Disbursed
				DA OFFICE	\$77.12
				GENERAL FUND	\$115.68
10-0116		\$1,346.63	11/3/2010	15% - 11489	\$138.94
				CDA A	\$14.25
				DA OFFICE	\$142.50
				GENERAL FUND	\$342.00
				MARTINEZ PD	\$708.94
10-0117		\$1,204.87	11/3/2010	15% - 11489	\$124.31
				CDA A	\$12.75
				CONTRA COSTA CO SO	\$583.31
				DA OFFICE	\$178.50
				GENERAL FUND	\$306.00
10-0118		\$498.96	11/3/2010	15% - 11489	\$51.48
				CDA A	\$5.28
				CONTRA COSTA CO SO	\$262.68
				DA OFFICE	\$52.80
				GENERAL FUND	\$126.72
10-0120		\$1,194.48	11/3/2010	15% - 11489	\$123.24
				CDA A	\$12.64
				CONTRA COSTA CO SO	\$628.84
				DA OFFICE	\$126.40
				GENERAL FUND	\$303.36
10-0121		\$324.13	11/3/2010	15% - 11489	\$33.44
				CDA A	\$3.43
				CONTRA COSTA CO SO	\$136.34
				DA OFFICE	\$68.60
				GENERAL FUND	\$82.32
10-0122		\$3,726.13	11/3/2010	15% - 11489	\$384.44
				CDA A	\$39.43
				CONTRA COSTA CO SO	\$1,803.92
				DA OFFICE	\$552.02
				GENERAL FUND	\$946.32
10-0124		\$425.25	11/8/2010	15% - 11489	\$43.88
				CDA A	\$4.50
				DA OFFICE	\$45.00
				GENERAL FUND	\$108.00
				PITTSBURG PD	\$223.87
10-0126		\$1,015.00	10/25/2010	15% - 11489	\$98.96
				CDA A	\$10.15



State of California
ASSET FORFEITURE REPORT - 2010

Table 3

Admin Number	Docket Number	Amount Forfeited	Date Disbursed	Recipient	Amount Disbursed
				DA OFFICE	\$152.25
				GENERAL FUND	\$243.60
				TF CENTRAL CC NET-	\$510.04
10-0130		\$18,315.00	11/18/2010	15% - 11489	\$1,785.71
				CDA A	\$183.15
				DA OFFICE	\$2,564.10
				GENERAL FUND	\$4,395.60
				TF CENTRAL CC NET-	\$9,386.44
10-0134		\$390.82	12/29/2010	15% - 11489	\$39.48
				CDA A	\$4.05
				DA OFFICE	\$81.00
				GENERAL FUND	\$97.20
				PITTSBURG PD	\$169.09
10-0135		\$971.46	12/29/2010	15% - 11489	\$100.23
				CDA A	\$10.28
				DA OFFICE	\$102.80
				GENERAL FUND	\$246.72
				PITTSBURG PD	\$511.43
10-0136		\$340.00	12/29/2010	15% - 11489	\$33.15
				CDA A	\$3.40
				DA OFFICE	\$51.00
				GENERAL FUND	\$81.60
				TF WEST CC NET-WESTNET	\$170.85
10-0138		\$754.91	12/29/2010	15% - 11489	\$73.60
				CDA A	\$7.55
				DA OFFICE	\$75.50
				GENERAL FUND	\$181.18
				TF WEST CC NET-WESTNET	\$417.08
10-0139		\$984.00	12/29/2010	15% - 11489	\$95.94
				CDA A	\$9.84
				DA OFFICE	\$98.40
				GENERAL FUND	\$236.16
				TF WEST CC NET-WESTNET	\$543.66
10-0140B		\$922.12	12/29/2010	15% - 11489	\$89.91
				CDA A	\$9.22
				DA OFFICE	\$92.21
				GENERAL FUND	\$221.31
				TF WEST CC NET-WESTNET	\$509.47
10-0142B		\$292.65	12/29/2010	15% - 11489	\$28.53



State of California
ASSET FORFEITURE REPORT - 2010

Table 3

Admin Number	Docket Number	Amount Forfeited	Date Disbursed	Recipient	Amount Disbursed
				CDA	\$2.93
				DA OFFICE	\$58.53
				GENERAL FUND	\$70.24
				TF WEST CC NET-WESTNET	\$132.42
CONTRA COSTA					\$718,137.78



State of California
ASSET FORFEITURE REPORT - 2010

Table 3

Admin Number	Docket Number	Amount Forfeited	Date Disbursed	Recipient	Amount Disbursed
EL DORADO					
LT09 033		\$3,061.64	8/6/2010	15% - 11489	\$298.51
				CDAA	\$30.62
				DA OFFICE	\$306.16
				GENERAL FUND	\$734.79
				TF SOUTH LAKE TAHOE	\$1,691.56
LT09 033A		\$894.81	8/6/2010	15% - 11489	\$87.24
				CDAA	\$8.95
				DA OFFICE	\$89.49
				GENERAL FUND	\$214.75
				TF SOUTH LAKE TAHOE	\$494.38
LT09 040		\$5,915.04	8/6/2010	15% - 11489	\$576.72
				CDAA	\$59.15
				DA OFFICE	\$591.50
				GENERAL FUND	\$1,419.61
				TF SOUTH LAKE TAHOE	\$3,268.06
LT09 044		\$3,528.03	8/6/2010	15% - 11489	\$343.98
				CDAA	\$35.28
				DA OFFICE	\$352.80
				GENERAL FUND	\$846.73
				TF SOUTH LAKE TAHOE	\$1,949.24
LT09 045		\$694.64	8/6/2010	15% - 11489	\$67.73
				CDAA	\$6.95
				DA OFFICE	\$69.46
				GENERAL FUND	\$166.71
				TF SOUTH LAKE TAHOE	\$383.79
EL DORADO					\$14,094.16



State of California
ASSET FORFEITURE REPORT - 2010

Table 3

Admin Number	Docket Number	Amount Forfeited	Date Disbursed	Recipient	Amount Disbursed
FRESNO					
AF2008-0042		\$5,925.00	1/22/2010	CDA A	\$59.25
				DA OFFICE	\$592.50
				FRESNO PD	\$3,851.25
				GENERAL FUND	\$1,422.00
AF2008-0057		\$3,096.50	3/8/2010	CDA A	\$30.97
				DA OFFICE	\$309.64
				FRESNO PD	\$2,012.73
				GENERAL FUND	\$743.16
AF2008-0082		\$666.60	8/25/2010	15% - 11489	\$64.99
				CDA A	\$6.67
				DA OFFICE	\$66.66
				FRESNO CO SO	\$184.15
				GENERAL FUND	\$159.98
				SELMA PD	\$184.15
AF2008-0082A		\$2,381.50	10/21/2010	15% - 11489	\$232.20
				CDA A	\$23.82
				DA OFFICE	\$238.14
				GENERAL FUND	\$571.56
				SELMA PD	\$1,315.78
AF2008-0083		\$1,569.71	2/3/2010	15% - 11489	\$156.97
				CDA A	\$15.70
				FRESNO PD	\$1,020.31
				GENERAL FUND	\$376.73
AF2008-0084		\$963.22	7/9/2010	CDA A	\$9.63
				DA OFFICE	\$96.33
				FRESNO PD	\$626.09
				GENERAL FUND	\$231.17
AF2009-0006		\$3,621.60	9/22/2010	CDA A	\$36.22
				DA OFFICE	\$362.16
				FRESNO PD	\$2,354.04
				GENERAL FUND	\$869.18
AF2009-0008		\$1,425.00	1/22/2010	CDA A	\$14.25
				DA OFFICE	\$142.50
				FRESNO PD	\$926.25
				GENERAL FUND	\$342.00
AF2009-0014		\$4,794.00	9/22/2010	15% - 11489	\$467.42
				CDA A	\$47.94



State of California
ASSET FORFEITURE REPORT - 2010

Table 3

Admin Number	Docket Number	Amount Forfeited	Date Disbursed	Recipient	Amount Disbursed
				DA OFFICE	\$479.39
				FRESNO CO SO	\$2,648.69
				GENERAL FUND	\$1,150.56
AF2009-0015		\$1,434.60	9/22/2010		
				15% - 11489	\$139.87
				CDA A	\$14.35
				DA OFFICE	\$143.46
				FRESNO CO SO	\$792.62
				GENERAL FUND	\$344.30
AF2009-0016		\$842.25	3/8/2010		
				15% - 11489	\$82.12
				CDA A	\$8.42
				DA OFFICE	\$84.23
				FRESNO CO SO	\$465.34
				GENERAL FUND	\$202.14
AF2009-0021		\$2,203.00	1/22/2010		
				CDA A	\$22.03
				DA OFFICE	\$220.30
				FRESNO PD	\$1,431.95
				GENERAL FUND	\$528.72
AF2009-0028		\$925.00	1/22/2010		
				CDA A	\$9.25
				DA OFFICE	\$92.50
				FRESNO PD	\$601.25
				GENERAL FUND	\$222.00
AF2009-0030		\$1,220.00	1/22/2010		
				15% - 11489	\$118.95
				CDA A	\$12.20
				DA OFFICE	\$122.00
				FRESNO CO SO	\$674.05
				GENERAL FUND	\$292.80
AF2009-0049		\$1,188.68	3/8/2010		
				15% - 11489	\$115.90
				CDA A	\$11.89
				DA OFFICE	\$118.86
				FRESNO CO SO	\$656.75
				GENERAL FUND	\$285.28
AF2009-0054		\$828.68	3/8/2010		
				15% - 11489	\$80.80
				CDA A	\$8.29
				DA OFFICE	\$82.86
				FRESNO CO SO	\$457.85
				GENERAL FUND	\$198.88
AF2009-0055		\$3,489.00	3/8/2010		
				15% - 11489	\$340.18
				CDA A	\$34.89
				DA OFFICE	\$348.90



State of California
ASSET FORFEITURE REPORT - 2010

Table 3

Admin Number	Docket Number	Amount Forfeited	Date Disbursed	Recipient	Amount Disbursed
				FRESNO CO SO	\$1,927.67
				GENERAL FUND	\$837.36
AF2009-0056		\$5,409.75	3/8/2010	15% - 11489	\$527.45
				CDA A	\$54.10
				DA OFFICE	\$540.97
				FRESNO CO SO	\$2,988.89
				GENERAL FUND	\$1,298.34
AF2009-0058		\$616.18	3/8/2010	15% - 11489	\$60.08
				CDA A	\$6.16
				DA OFFICE	\$61.62
				FRESNO CO SO	\$340.44
				GENERAL FUND	\$147.88
AF2009-0059		\$1,583.68	3/8/2010	15% - 11489	\$154.41
				CDA A	\$15.84
				DA OFFICE	\$158.37
				FRESNO CO SO	\$874.98
				GENERAL FUND	\$380.08
AF2009-0068		\$1,104.00	3/8/2010	15% - 11489	\$107.64
				CDA A	\$11.04
				DA OFFICE	\$110.40
				FRESNO CO SO	\$609.96
				GENERAL FUND	\$264.96
AF2009-0069		\$2,001.07	2/3/2010	15% - 11489	\$200.11
				CDA A	\$20.01
				DA OFFICE	\$195.10
				GENERAL FUND	\$480.26
				REEDLEY PD	\$1,105.59
AF2009-0072		\$1,156.18	3/8/2010	15% - 11489	\$112.73
				CDA A	\$11.56
				DA OFFICE	\$115.62
				FRESNO CO SO	\$638.79
				GENERAL FUND	\$277.48
AF2009-0073		\$1,364.00	3/8/2010	15% - 11489	\$132.99
				CDA A	\$13.64
				DA OFFICE	\$136.40
				FRESNO CO SO	\$753.61
				GENERAL FUND	\$327.36
AF2009-0074		\$1,592.25	3/8/2010	15% - 11489	\$155.24
				CDA A	\$15.92



State of California
ASSET FORFEITURE REPORT - 2010

Table 3

Admin Number	Docket Number	Amount Forfeited	Date Disbursed	Recipient	Amount Disbursed
				DA OFFICE	\$159.23
				FRESNO CO SO	\$879.72
				GENERAL FUND	\$382.14
AF2009-0076		\$3,539.22	7/9/2010	15% - 11489	\$345.07
				CDA A	\$35.39
				DA OFFICE	\$353.93
				GENERAL FUND	\$849.41
				TF-FMTF FRSNO METH	\$1,955.42
AF2009-0077A		\$833.68	3/8/2010	15% - 11489	\$81.28
				CDA A	\$8.34
				DA OFFICE	\$83.37
				FRESNO CO SO	\$460.61
				GENERAL FUND	\$200.08
AF2009-0078		\$1,358.00	2/3/2010	15% - 11489	\$135.80
				CDA A	\$13.58
				DA OFFICE	\$132.40
				FRESNO CO SO	\$750.30
				GENERAL FUND	\$325.92
AF2009-0079		\$2,848.00	2/3/2010	15% - 11489	\$284.80
				CDA A	\$28.48
				FRESNO PD	\$1,851.20
				GENERAL FUND	\$683.52
AF2009-0080A		\$1,336.50	3/8/2010	15% - 11489	\$130.31
				CDA A	\$13.37
				DA OFFICE	\$133.64
				FRESNO CO SO	\$738.42
				GENERAL FUND	\$320.76
AF2009-0081		\$549.46	2/3/2010	15% - 11489	\$54.95
				CDA A	\$5.49
				DA OFFICE	\$53.57
				FRESNO CO SO	\$303.58
				GENERAL FUND	\$131.87
AF2009-0081A		\$1,694.00	3/8/2010	15% - 11489	\$165.17
				CDA A	\$16.94
				DA OFFICE	\$169.39
				FRESNO CO SO	\$935.94
				GENERAL FUND	\$406.56
AF2009-0083		\$1,451.00	2/3/2010	15% - 11489	\$145.10
				CDA A	\$14.51



State of California
ASSET FORFEITURE REPORT - 2010

Table 3

Admin Number	Docket Number	Amount Forfeited	Date Disbursed	Recipient	Amount Disbursed
AF2009-0086		\$844.00	5/27/2010	FRESNO PD	\$943.15
				GENERAL FUND	\$348.24
AF2009-0088		\$1,295.00	2/3/2010	CDAA	\$8.44
				DA OFFICE	\$84.40
				FRESNO PD	\$548.60
				GENERAL FUND	\$202.56
AF2009-0090		\$2,009.22	8/25/2010	15% - 11489	\$129.50
				CDAA	\$12.95
				FRESNO PD	\$841.75
				GENERAL FUND	\$310.80
AF2009-0091		\$590.46	7/9/2010	CDAA	\$20.09
				DA OFFICE	\$200.93
				FRESNO PD	\$1,305.99
				GENERAL FUND	\$482.21
AF2009-0091A		\$1,644.00	10/21/2010	15% - 11489	\$57.57
				CDAA	\$5.90
				DA OFFICE	\$59.05
				FRESNO CO SO	\$326.23
				GENERAL FUND	\$141.71
AF2009-0092		\$1,271.22	7/9/2010	15% - 11489	\$160.29
				CDAA	\$16.44
				DA OFFICE	\$164.40
				FRESNO CO SO	\$908.31
				GENERAL FUND	\$394.56
AF2009-0093		\$6,241.96	9/22/2010	15% - 11489	\$123.94
				CDAA	\$12.71
				DA OFFICE	\$127.13
				FRESNO CO SO	\$702.35
				GENERAL FUND	\$305.09
AF2009-0094		\$947.00	7/9/2010	15% - 11489	\$608.59
				CDAA	\$62.42
				DA OFFICE	\$624.20
				FRESNO CO SO	\$3,448.68
				GENERAL FUND	\$1,498.07
				CDAA	\$9.47
				DA OFFICE	\$94.70
				FRESNO PD	\$615.55
				GENERAL FUND	\$227.28



State of California
ASSET FORFEITURE REPORT - 2010

Table 3

Admin Number	Docket Number	Amount Forfeited	Date Disbursed	Recipient	Amount Disbursed
AF2009-0095		\$1,432.22	8/25/2010	CDA DA OFFICE FRESNO PD GENERAL FUND	\$14.32 \$143.23 \$930.94 \$343.73
AF2009-0096		\$2,101.96	9/22/2010	15% - 11489 CDA DA OFFICE FRESNO CO SO GENERAL FUND	\$204.94 \$21.02 \$210.20 \$1,161.33 \$504.47
AF2009-0096A		\$7,126.00	9/22/2010	15% - 11489 CDA DA OFFICE FRESNO CO SO GENERAL FUND	\$694.79 \$71.26 \$712.59 \$3,937.12 \$1,710.24
AF2009-0097		\$2,284.22	7/9/2010	CDA DA OFFICE FRESNO PD GENERAL FUND	\$22.84 \$228.43 \$1,484.74 \$548.21
AF2009-0098		\$1,193.22	8/25/2010	CDA DA OFFICE FRESNO PD GENERAL FUND	\$11.93 \$119.33 \$775.59 \$286.37
AF2009-0099		\$1,204.22	7/9/2010	CDA DA OFFICE FRESNO PD GENERAL FUND	\$12.04 \$120.43 \$782.74 \$289.01
AF2009-0100		\$4,374.22	7/9/2010	CDA DA OFFICE FRESNO PD GENERAL FUND	\$43.74 \$437.43 \$2,843.24 \$1,049.81
AF2009-0101		\$969.22	8/25/2010	15% - 11489 CDA DA OFFICE GENERAL FUND TF-FMTF FRSNO METH	\$94.50 \$9.69 \$96.93 \$232.61 \$535.49
AF2009-0103		\$668.46	7/9/2010	15% - 11489 CDA DA OFFICE	\$65.17 \$6.68 \$66.86



State of California
ASSET FORFEITURE REPORT - 2010

Table 3

Admin Number	Docket Number	Amount Forfeited	Date Disbursed	Recipient	Amount Disbursed
				FRESNO CO SO	\$369.32
				GENERAL FUND	\$160.43
AF2009-0103A		\$1,836.50	9/22/2010	15% - 11489	\$179.06
				CDA A	\$18.37
				DA OFFICE	\$183.64
				FRESNO CO SO	\$1,014.67
				GENERAL FUND	\$440.76
AF2009-0104		\$606.46	8/25/2010	15% - 11489	\$59.13
				CDA A	\$6.06
				DA OFFICE	\$60.65
				FRESNO CO SO	\$335.07
				GENERAL FUND	\$145.55
AF2009-0104A		\$2,011.50	9/22/2010	15% - 11489	\$196.12
				CDA A	\$20.12
				DA OFFICE	\$201.15
				FRESNO CO SO	\$1,111.35
				GENERAL FUND	\$482.76
AF2009-0105		\$1,009.22	7/9/2010	15% - 11489	\$98.40
				CDA A	\$10.09
				DA OFFICE	\$100.93
				FRESNO CO SO	\$557.59
				GENERAL FUND	\$242.21
AF2009-0106		\$882.46	8/25/2010	15% - 11489	\$86.04
				CDA A	\$8.82
				DA OFFICE	\$88.25
				FRESNO CO SO	\$487.56
				GENERAL FUND	\$211.79
AF2009-0106A		\$1,874.00	9/22/2010	15% - 11489	\$182.72
				CDA A	\$18.74
				DA OFFICE	\$187.39
				FRESNO CO SO	\$1,035.39
				GENERAL FUND	\$449.76
AF2009-0107		\$4,033.22	8/25/2010	15% - 11489	\$393.24
				CDA A	\$40.33
				DA OFFICE	\$403.32
				FRESNO CO SO	\$1,114.18
				GENERAL FUND	\$967.97
				SELMA PD	\$1,114.18
AF2009-0108		\$885.00	10/21/2010	15% - 11489	\$86.29



State of California
ASSET FORFEITURE REPORT - 2010

Table 3

Admin Number	Docket Number	Amount Forfeited	Date Disbursed	Recipient	Amount Disbursed
				CDAA	\$8.85
				DA OFFICE	\$88.50
				FRESNO CO SO	\$488.96
				GENERAL FUND	\$212.40
AF2009-0111		\$1,887.50	11/30/2010		
				15% - 11489	\$184.03
				CDAA	\$18.88
				DA OFFICE	\$188.75
				GENERAL FUND	\$453.00
				SELMA PD	\$1,042.84
AF2010-0001A		\$1,015.34	6/5/2010		
				15% - 11489	\$99.00
				CDAA	\$10.15
				DA OFFICE	\$101.53
				FRESNO CO SO	\$560.98
				GENERAL FUND	\$243.68
AF2010-0001B		\$2,721.50	9/22/2010		
				15% - 11489	\$265.35
				CDAA	\$27.22
				DA OFFICE	\$272.14
				FRESNO CO SO	\$1,503.63
				GENERAL FUND	\$653.16
AF2010-0002		\$2,432.84	9/22/2010		
				15% - 11489	\$237.20
				CDAA	\$24.33
				DA OFFICE	\$243.29
				FRESNO CO SO	\$1,344.14
				GENERAL FUND	\$583.88
AF2010-0004		\$1,164.37	5/27/2010		
				15% - 11489	\$113.53
				CDAA	\$11.64
				CLOVIS PD	\$643.31
				DA OFFICE	\$116.44
				GENERAL FUND	\$279.45
AF2010-0006		\$6,058.34	6/5/2010		
				15% - 11489	\$590.69
				CDAA	\$60.58
				DA OFFICE	\$605.84
				FRESNO CO SO	\$3,347.23
				GENERAL FUND	\$1,454.00
AF2010-0007		\$915.34	6/5/2010		
				15% - 11489	\$89.25
				CDAA	\$9.15
				DA OFFICE	\$91.53
				FRESNO CO SO	\$505.73
				GENERAL FUND	\$219.68



State of California
ASSET FORFEITURE REPORT - 2010

Table 3

Admin Number	Docket Number	Amount Forfeited	Date Disbursed	Recipient	Amount Disbursed
AF2010-0008		\$2,266.34	7/9/2010	CDA DA OFFICE FRESNO PD GENERAL FUND	\$22.66 \$226.64 \$1,473.12 \$543.92
AF2010-0009		\$3,922.11	11/30/2010	15% - 11489 CDA DA OFFICE GENERAL FUND TF-FMTF FRSNO METH	\$382.41 \$39.22 \$392.20 \$941.31 \$2,166.97
AF2010-0011		\$5,285.50	10/21/2010	15% - 11489 CDA DA OFFICE FRESNO CO SO GENERAL FUND	\$515.34 \$52.86 \$528.54 \$2,920.24 \$1,268.52
AF2010-0012		\$1,649.34	9/22/2010	15% - 11489 CDA DA OFFICE GENERAL FUND REEDLEY PD	\$160.81 \$16.49 \$164.94 \$395.84 \$911.26
AF2010-0013		\$1,425.34	6/5/2010	15% - 11489 CDA CLOVIS PD DA OFFICE GENERAL FUND	\$138.97 \$14.25 \$787.50 \$142.54 \$342.08
AF2010-0016		\$1,455.60	8/25/2010	15% - 11489 CDA DA OFFICE FRESNO CO SO GENERAL FUND	\$141.92 \$14.56 \$145.56 \$804.22 \$349.34
AF2010-0018		\$4,854.60	8/25/2010	15% - 11489 CDA CHP DA OFFICE GENERAL FUND TF MERCED/M NTF-MMNTF	\$473.32 \$48.55 \$1,341.08 \$485.47 \$1,165.10 \$1,341.08
AF2010-0019		\$3,198.60	8/25/2010	CDA DA OFFICE FRESNO PD GENERAL FUND	\$31.99 \$319.86 \$2,079.09 \$767.66



State of California
ASSET FORFEITURE REPORT - 2010

Table 3

Admin Number	Docket Number	Amount Forfeited	Date Disbursed	Recipient	Amount Disbursed
AF2010-0020		\$2,641.60	12/29/2010	CDA A	\$26.42
				DA OFFICE	\$264.16
				FRESNO PD	\$1,717.04
				GENERAL FUND	\$633.98
AF2010-0021		\$7,397.60	8/25/2010	15% - 11489	\$721.27
				CDA A	\$73.98
				CLOVIS PD	\$4,087.17
				DA OFFICE	\$739.76
				GENERAL FUND	\$1,775.42
AF2010-0022		\$1,643.50	12/29/2010	15% - 11489	\$160.24
				CDA A	\$16.44
				CLOVIS PD	\$908.03
				DA OFFICE	\$164.35
				GENERAL FUND	\$394.44
AF2010-0023		\$3,510.50	10/21/2010	CDA A	\$35.11
				DA OFFICE	\$351.04
				FRESNO PD	\$2,281.83
				GENERAL FUND	\$842.52
AF2010-0024		\$949.50	10/21/2010	CDA A	\$9.50
				DA OFFICE	\$94.94
				FRESNO PD	\$617.18
				GENERAL FUND	\$227.88
AF2010-0025		\$1,161.50	10/21/2010	CDA A	\$11.62
				DA OFFICE	\$116.14
				FRESNO PD	\$754.98
				GENERAL FUND	\$278.76
AF2010-0026		\$1,105.50	10/21/2010	15% - 11489	\$107.79
				CDA A	\$11.06
				DA OFFICE	\$110.54
				FRESNO CO SO	\$610.79
				GENERAL FUND	\$265.32
AF2010-0027		\$5,819.96	10/21/2010	CDA A	\$58.20
				DA OFFICE	\$582.00
				FRESNO PD	\$3,782.97
				GENERAL FUND	\$1,396.79
AF2010-0032		\$1,040.25	12/29/2010	15% - 11489	\$101.42
				CDA A	\$10.40
				DA OFFICE	\$104.03



State of California
ASSET FORFEITURE REPORT - 2010

Table 3

Admin Number	Docket Number	Amount Forfeited	Date Disbursed	Recipient	Amount Disbursed
AF2010-0035		\$2,782.25	12/29/2010	FRESNO CO SO	\$574.74
				GENERAL FUND	\$249.66
				15% - 11489	\$271.27
				CDA A	\$27.82
				CLOVIS PD	\$1,537.19
				DA OFFICE	\$278.23
AF2010-0036		\$1,032.25	12/29/2010	GENERAL FUND	\$667.74
				15% - 11489	\$100.64
				CDA A	\$10.32
				CLOVIS PD	\$570.32
				DA OFFICE	\$103.23
				GENERAL FUND	\$247.74
AF2010-0037		\$7,178.25	12/29/2010	CDA A	\$71.78
				DA OFFICE	\$717.83
				FRESNO PD	\$4,665.86
				GENERAL FUND	\$1,722.78
FRESNO					\$190,861.59



State of California
ASSET FORFEITURE REPORT - 2010

Table 3

Admin Number	Docket Number	Amount Forfeited	Date Disbursed	Recipient	Amount Disbursed
GLENN					
2007-03	08CV00569	\$8,084.00	4/7/2010	15% - 11489	\$788.19
				CDA	\$80.84
				CHP	\$1,313.65
				DA OFFICE	\$808.40
				GENERAL FUND	\$1,940.16
				TF GLINTF	\$3,152.76
2008-02	SCV0640	\$8,320.10	3/10/2010	15% - 11489	\$811.21
				CDA	\$83.20
				CHP	\$1,352.02
				DA OFFICE	\$832.01
				GENERAL FUND	\$1,996.82
				TF GLINTF	\$3,244.84
2009-02	09SCR05823	\$1,373.00	3/10/2010	15% - 11489	\$99.13
				CDA	\$10.17
				CHP	\$165.22
				DA OFFICE	\$457.95
				GENERAL FUND	\$244.01
				TF GLINTF	\$396.52
2009-03	08SCR05223	\$3,055.72	3/10/2010	15% - 11489	\$297.93
				CDA	\$30.56
				CHP	\$496.56
				DA OFFICE	\$305.57
				GENERAL FUND	\$733.37
				TF GLINTF	\$1,191.73
2010-02	10SCR06247	\$58,652.83	8/19/2010	15% - 11489	\$5,718.65
				CDA	\$586.53
				CHP	\$9,531.09
				DA OFFICE	\$5,865.28
				GENERAL FUND	\$14,076.68
				TF GLINTF	\$22,874.60
2010-03	10NCR07669	\$2,412.72	8/19/2010	15% - 11489	\$235.24
				CDA	\$24.13
				CHP	\$392.07
				DA OFFICE	\$241.27
				GENERAL FUND	\$579.05
				TF GLINTF	\$940.96
GLENN					\$81,898.37



State of California
ASSET FORFEITURE REPORT - 2010

Table 3

Admin Number	Docket Number	Amount Forfeited	Date Disbursed	Recipient	Amount Disbursed
HUMBOLDT					
07-F-03	HC06-121-F	\$3,645.10	12/2/2010	CDA GENERAL FUND HUMBOLDT CO DA HUMBOLDT CO DTF-HC DTF	\$36.45 \$874.82 \$364.51 \$2,369.32
07-F-75	200707024	\$8,111.53	5/6/2010	CDA GENERAL FUND HUMBOLDT CO DA HUMBOLDT CO SO	\$80.71 \$1,936.99 \$807.08 \$5,286.75
07-F-81	HC07-161-F	\$2,119.11	3/15/2010	CDA GENERAL FUND HUMBOLDT CO DA HUMBOLDT CO DTF-HC DTF	\$21.19 \$508.59 \$211.91 \$1,377.42
07-F-83	HC07-164-F	\$38,940.75	3/15/2010	CDA GENERAL FUND HUMBOLDT CO DA HUMBOLDT CO DTF-HC DTF	\$389.40 \$9,345.78 \$3,894.08 \$25,311.49
08-F-05	2008-0389	\$8,048.95	5/6/2010	CDA GENERAL FUND HUMBOLDT CO DTF-HC DTF HUMBOLDT CO SO	\$80.09 \$1,922.14 \$5,245.83 \$800.89
08-F-17	CV080152	\$1,415.37	3/15/2010	CDA GENERAL FUND HUMBOLDT CO DA HUMBOLDT CO SO	\$14.15 \$339.69 \$141.54 \$919.99
08-F-21	HC08-024-F	\$38,783.26	9/30/2010	CDA GENERAL FUND HUMBOLDT CO DA HUMBOLDT CO DTF-HC DTF	\$387.83 \$9,307.98 \$3,878.33 \$25,209.12
08-F-47	200802919	\$26,653.14	9/30/2010	CDA GENERAL FUND HUMBOLDT CO DTF-HC DTF HUMBOLDT CO SO	\$266.53 \$6,396.75 \$17,324.55 \$2,665.31
08-F-48	200801301	\$7,036.10	12/2/2010	CDA GENERAL FUND HUMBOLDT CO DA HUMBOLDT CO SO	\$70.36 \$1,688.66 \$703.61 \$4,573.47



State of California
ASSET FORFEITURE REPORT - 2010

Table 3

Admin Number	Docket Number	Amount Forfeited	Date Disbursed	Recipient	Amount Disbursed
08-F-67	HC08-096-F	\$3,167.41	12/2/2010	CDA	\$31.68
				GENERAL FUND	\$760.37
				HUMBOLDT CO DA	\$316.82
				HUMBOLDT CO DTF-HC DTF	\$2,058.54
08-F-79	HC08-102-F	\$25,456.83	5/19/2010	CDA	\$254.57
				GENERAL FUND	\$6,109.76
				HUMBOLDT CO DA	\$2,545.73
				HUMBOLDT CO DTF-HC DTF	\$16,546.77
08-F-87	HC08-110-F	\$51,794.90	3/15/2010	CDA	\$517.91
				GENERAL FUND	\$12,429.95
				HUMBOLDT CO DA	\$5,179.15
				HUMBOLDT CO DTF-HC DTF	\$33,667.89
08-F-88	HC08-122-F	\$1,371.24	5/6/2010	CDA	\$13.70
				CHP	\$222.67
				GENERAL FUND	\$328.86
				HUMBOLDT CO DA	\$138.02
08-F-93	HC08-136-F	\$29,521.67	9/7/2010	CDA	\$667.99
				GENERAL FUND	\$295.22
				HUMBOLDT CO DA	\$7,085.00
				HUMBOLDT CO DTF-HC DTF	\$2,952.17
09-F-12	HC08-085-F	\$6,376.08	3/15/2010	CDA	\$19,189.28
				GENERAL FUND	\$63.76
				HUMBOLDT CO DA	\$1,530.26
				HUMBOLDT CO DTF-HC DTF	\$637.61
09-F-13	HC09-021-F	\$2,316.34	3/15/2010	CDA	\$4,144.45
				GENERAL FUND	\$23.16
				HUMBOLDT CO DA	\$555.92
				HUMBOLDT CO DTF-HC DTF	\$231.63
09-F-22	HC09-033-F	\$2,733.63	3/15/2010	CDA	\$1,505.63
				GENERAL FUND	\$27.34
				HUMBOLDT CO DA	\$656.07
				HUMBOLDT CO DTF-HC DTF	\$273.36
09-F-31	HC09-047-F	\$42,343.15	12/2/2010	CDA	\$273.36
				CHP	\$1,776.86
				GENERAL FUND	\$423.43
				HUMBOLDT CO DA	\$6,880.76
				HUMBOLDT CO DTF-HC DTF	\$10,162.36
					\$4,234.32
					\$20,642.28



State of California
ASSET FORFEITURE REPORT - 2010

Table 3

Admin Number	Docket Number	Amount Forfeited	Date Disbursed	Recipient	Amount Disbursed
09-F-32	200904209	\$2,715.28	12/2/2010	CDA	\$27.15
				GENERAL FUND	\$651.67
				HUMBOLDT CO DA	\$271.53
				HUMBOLDT CO SO	\$1,764.93
09-F-34	HC09-045-F	\$5,213.43	9/30/2010	CDA	\$52.13
				CHP	\$847.18
				GENERAL FUND	\$1,251.22
				HUMBOLDT CO DA	\$521.34
				HUMBOLDT CO DTF-HCDTF	\$2,541.56
09-F-38	HC09-062-F	\$1,262.98	3/15/2010	CDA	\$12.63
				GENERAL FUND	\$303.12
				HUMBOLDT CO DA	\$126.30
				HUMBOLDT CO DTF-HCDTF	\$820.93
09-F-41	HC09-052-F	\$3,939.96	3/15/2010	CDA	\$39.40
				GENERAL FUND	\$945.59
				HUMBOLDT CO DA	\$394.00
				HUMBOLDT CO DTF-HCDTF	\$2,560.97
09-F-42	HC09-057-F	\$7,944.23	5/19/2010	CDA	\$79.44
				GENERAL FUND	\$1,906.62
				HUMBOLDT CO DA	\$794.42
				HUMBOLDT CO DTF-HCDTF	\$5,163.75
09-F-43	HC09-057-F	\$20,247.65	9/7/2010	CDA	\$202.47
				GENERAL FUND	\$4,859.44
				HUMBOLDT CO DA	\$2,024.77
				HUMBOLDT CO DTF-HCDTF	\$13,160.97
09-F-44	HC09-026-F	\$6,700.91	3/15/2010	CDA	\$67.01
				GENERAL FUND	\$1,608.22
				HUMBOLDT CO DA	\$670.09
				HUMBOLDT CO DTF-HCDTF	\$4,355.59
09-F-48	HC09-051-F	\$15,198.06	9/30/2010	CDA	\$151.98
				GENERAL FUND	\$3,647.50
				HUMBOLDT CO DA	\$1,519.81
				HUMBOLDT CO DTF-HCDTF	\$9,878.77
09-F-51	HC09-063-F	\$4,510.54	3/15/2010	CDA	\$45.11
				GENERAL FUND	\$1,082.53
				HUMBOLDT CO DA	\$451.05
				HUMBOLDT CO DTF-HCDTF	\$2,931.85



State of California
ASSET FORFEITURE REPORT - 2010

Table 3

Admin Number	Docket Number	Amount Forfeited	Date Disbursed	Recipient	Amount Disbursed
09-F-52	200904864	\$329.61	9/30/2010	CDA	\$3.30
				GENERAL FUND	\$79.11
				HUMBOLDT CO DTF-HCDTF	\$214.24
				HUMBOLDT CO SO	\$32.96
09-F-56	HC09-071-F	\$1,148.22	3/15/2010	CDA	\$11.48
				GENERAL FUND	\$275.57
				HUMBOLDT CO DA	\$114.82
				HUMBOLDT CO DTF-HCDTF	\$746.35
09-F-57	HC09-072-F	\$1,131.88	5/19/2010	CDA	\$11.17
				GENERAL FUND	\$268.15
				HUMBOLDT CO DA	\$111.73
				HUMBOLDT CO DTF-HCDTF	\$740.83
09-F-59	HC09-073-F	\$5,874.19	12/27/2010	CDA	\$58.74
				GENERAL FUND	\$1,409.81
				HUMBOLDT CO DA	\$587.42
				HUMBOLDT CO DTF-HCDTF	\$3,818.22
09-F-62	200906407	\$72,021.09	9/30/2010	CDA	\$720.21
				GENERAL FUND	\$17,285.06
				HUMBOLDT CO DA	\$7,202.11
				HUMBOLDT CO SO	\$46,813.71
09-F-63	HC08-130-F	\$1,776.51	3/15/2010	CDA	\$17.77
				GENERAL FUND	\$426.36
				HUMBOLDT CO DA	\$177.65
				HUMBOLDT CO DTF-HCDTF	\$1,154.73
09-F-64	HC09-066-F	\$4,409.02	9/7/2010	CDA	\$44.09
				CHP	\$716.47
				GENERAL FUND	\$1,058.16
				HUMBOLDT CO DA	\$440.90
09-F-66	HC09-076-F	\$15,475.24	9/7/2010	HUMBOLDT CO DTF-HCDTF	\$2,149.40
				CDA	\$154.75
				GENERAL FUND	\$3,714.06
				HUMBOLDT CO DA	\$1,547.52
09-F-69	HC09-080-F	\$2,230.61	3/15/2010	HUMBOLDT CO DTF-HCDTF	\$10,058.91
				CDA	\$22.31
				GENERAL FUND	\$535.35
				HUMBOLDT CO DA	\$223.06
				HUMBOLDT CO DTF-HCDTF	\$1,449.89



State of California
ASSET FORFEITURE REPORT - 2010

Table 3

Admin Number	Docket Number	Amount Forfeited	Date Disbursed	Recipient	Amount Disbursed
09-F-70	HC09-082-F	\$29,965.16	12/27/2010	CDA GENERAL FUND HUMBOLDT CO DA HUMBOLDT CO DTF-HC DTF	\$299.65 \$7,191.64 \$2,996.52 \$19,477.35
09-F-75	HC09-070-F	\$2,158.04	12/2/2010	CDA GENERAL FUND HUMBOLDT CO DA HUMBOLDT CO DTF-HC DTF	\$21.58 \$517.93 \$215.80 \$1,402.73
09-F-78	HC09-087-F	\$13,218.04	9/7/2010	CDA GENERAL FUND HUMBOLDT CO DA HUMBOLDT CO DTF-HC DTF	\$132.18 \$3,172.33 \$1,321.80 \$8,591.73
09-F-79	HC09-089-F	\$471.78	5/6/2010	CDA GENERAL FUND HUMBOLDT CO DA HUMBOLDT CO DTF-HC DTF	\$4.68 \$112.33 \$46.81 \$307.96
09-F-80	HC09-091-F	\$1,901.28	5/6/2010	CDA GENERAL FUND HUMBOLDT CO DA HUMBOLDT CO DTF-HC DTF	\$19.01 \$456.31 \$190.13 \$1,235.83
09-F-81	HC09-096-F	\$1,341.92	5/6/2010	CDA GENERAL FUND HUMBOLDT CO DA HUMBOLDT CO DTF-HC DTF	\$13.33 \$319.83 \$133.26 \$875.50
09-F-82	HC09-100-F	\$1,584.46	5/6/2010	CDA GENERAL FUND HUMBOLDT CO DA HUMBOLDT CO DTF-HC DTF	\$15.84 \$380.27 \$158.45 \$1,029.90
09-F-83	HC09-099-F	\$1,465.54	5/6/2010	CDA GENERAL FUND HUMBOLDT CO DA HUMBOLDT CO DTF-HC DTF	\$14.66 \$351.73 \$146.55 \$952.60
09-F-84	HC09-098-F	\$1,524.04	5/6/2010	CDA CHP GENERAL FUND HUMBOLDT CO DA HUMBOLDT CO DTF-HC DTF	\$15.11 \$245.52 \$362.62 \$151.09 \$749.70



State of California
ASSET FORFEITURE REPORT - 2010

Table 3

Admin Number	Docket Number	Amount Forfeited	Date Disbursed	Recipient	Amount Disbursed
09-F-85	HC09-098-F	\$3,150.18	5/19/2010	CDA	\$31.50
				CHP	\$798.95
				GENERAL FUND	\$756.04
				HUMBOLDT CO DA	\$315.02
				HUMBOLDT CO DTF-HC DTF	\$1,248.67
09-F-86	HC09-101-F	\$4,889.08	5/19/2010	CDA	\$48.49
				CHP	\$787.95
				GENERAL FUND	\$1,163.74
				HUMBOLDT CO DA	\$484.89
				HUMBOLDT CO DTF-HC DTF	\$2,404.01
10-F-02	HC09-117-F	\$15,170.73	9/30/2010	CDA	\$151.71
				CHP	\$2,465.24
				GENERAL FUND	\$3,640.98
				HUMBOLDT CO DA	\$1,517.07
				HUMBOLDT CO DTF-HC DTF	\$7,395.73
10-F-03	HC09-121-F	\$3,715.72	9/30/2010	CDA	\$37.16
				GENERAL FUND	\$891.77
				HUMBOLDT CO DA	\$371.57
				HUMBOLDT CO DTF-HC DTF	\$2,415.22
10-F-04	HC10-001-F	\$1,364.37	9/30/2010	CDA	\$13.64
				GENERAL FUND	\$327.45
				HUMBOLDT CO DA	\$136.44
				HUMBOLDT CO DTF-HC DTF	\$886.84
10-F-06	HC09-118-F	\$12,378.99	9/7/2010	CDA	\$123.79
				GENERAL FUND	\$2,970.96
				HUMBOLDT CO DA	\$1,237.90
				HUMBOLDT CO DTF-HC DTF	\$8,046.34
10-F-07	HC09-125-F	\$14,656.79	12/2/2010	CDA	\$146.57
				GENERAL FUND	\$3,517.63
				HUMBOLDT CO DA	\$1,465.68
				HUMBOLDT CO DTF-HC DTF	\$9,526.91
10-F-08	HC10-005-F	\$7,785.32	9/30/2010	CDA	\$77.85
				GENERAL FUND	\$1,868.48
				HUMBOLDT CO DA	\$778.53
				HUMBOLDT CO DTF-HC DTF	\$5,060.46
10-F-10	HC09-122-F	\$2,002.85	9/30/2010	CDA	\$20.03
				GENERAL FUND	\$480.68
				HUMBOLDT CO DA	\$200.29



State of California
ASSET FORFEITURE REPORT - 2010

Table 3

Admin Number	Docket Number	Amount Forfeited	Date Disbursed	Recipient	Amount Disbursed
10-F-11	HC10-006-F	\$2,300.70	9/30/2010	HUMBOLDT CO DTF-HCDTF	\$1,301.85
				CDA	\$23.01
				GENERAL FUND	\$552.17
				HUMBOLDT CO DA	\$230.07
				HUMBOLDT CO DTF-HCDTF	\$1,495.45
10-F-15	HC10-008-F	\$7,276.20	9/30/2010		
				CDA	\$72.76
				GENERAL FUND	\$1,746.29
				HUMBOLDT CO DA	\$727.62
				HUMBOLDT CO DTF-HCDTF	\$4,729.53
10-F-17	HC10-017-F	\$2,095.34	9/30/2010		
				CDA	\$20.95
				CHP	\$340.49
				GENERAL FUND	\$502.88
				HUMBOLDT CO DA	\$209.53
				HUMBOLDT CO DTF-HCDTF	\$1,021.49
10-F-18	HC10-022-F	\$1,168.42	9/30/2010		
				CDA	\$11.68
				GENERAL FUND	\$280.42
				HUMBOLDT CO DA	\$116.84
				HUMBOLDT CO DTF-HCDTF	\$759.48
10-F-20	HC10-013-F	\$1,782.59	9/30/2010		
				CDA	\$17.83
				GENERAL FUND	\$427.82
				HUMBOLDT CO DA	\$178.26
				HUMBOLDT CO DTF-HCDTF	\$1,158.68
10-F-22	HC10-041-F	\$1,973.90	9/30/2010		
				CDA	\$19.74
				GENERAL FUND	\$473.71
				HUMBOLDT CO DA	\$197.39
				HUMBOLDT CO DTF-HCDTF	\$1,283.06
10-F-25	HC10-047-F	\$15,616.19	12/27/2010		
				CDA	\$156.16
				GENERAL FUND	\$3,747.89
				HUMBOLDT CO DA	\$1,561.62
				HUMBOLDT CO DTF-HCDTF	\$10,150.52
10-F-32	HC10-007-F	\$3,150.83	12/27/2010		
				CDA	\$31.51
				GENERAL FUND	\$756.20
				HUMBOLDT CO DA	\$315.08
				HUMBOLDT CO DTF-HCDTF	\$2,048.04
10-F-38	HC10-073-F	\$7,915.27	3/15/2010		
				CDA	\$79.15
				CHP	\$1,286.23
				GENERAL FUND	\$1,899.66
				HUMBOLDT CO DA	\$791.53



State of California
ASSET FORFEITURE REPORT - 2010

Table 3

Admin Number	Docket Number	Amount Forfeited	Date Disbursed	Recipient	Amount Disbursed
				HUMBOLDT CO DTF-HCDTF	\$3,858.70
HUMBOLDT					\$633,987.70



State of California
ASSET FORFEITURE REPORT - 2010

Table 3

Admin Number	Docket Number	Amount Forfeited	Date Disbursed	Recipient	Amount Disbursed
IMPERIAL					
03-AF-009		\$1,463.29	11/2/2010	CDA DA OFFICE GENERAL FUND TF IMPERIAL CO NTF-ICNTF	\$14.03 \$200.33 \$336.79 \$912.14
06-AF-005		\$3,717.80	11/16/2010	CDA DA OFFICE EL CENTRO PD GENERAL FUND	\$36.00 \$477.39 \$2,340.30 \$864.11
07-AF-018	ECL12265	\$7,499.14	10/28/2010	CDA DA OFFICE GENERAL FUND TF IMPERIAL CO NTF-ICNTF	\$73.70 \$866.07 \$1,768.82 \$4,790.55
08-AF-013	ECU04709	\$2,359.18	11/2/2010	BNE CDA DA OFFICE GENERAL FUND	\$1,430.51 \$22.01 \$378.47 \$528.19
09-AF-003	ECU05376	\$1,539.59	10/9/2010	CDA DA OFFICE EL CENTRO PD GENERAL FUND	\$14.70 \$216.96 \$955.23 \$352.70
09-AF-005	ECU05217	\$3,655.71	11/10/2010	CDA DA OFFICE GENERAL FUND TF IMPERIAL CO NTF-ICNTF	\$35.24 \$484.37 \$845.69 \$2,290.41
IMPERIAL					\$20,234.71



State of California
ASSET FORFEITURE REPORT - 2010

Table 3

Admin Number	Docket Number	Amount Forfeited	Date Disbursed	Recipient	Amount Disbursed
INYO					
IN08-0141		\$841.40	2/8/2010		
				CDA A	\$8.42
				DA OFFICE	\$84.14
				GENERAL FUND	\$201.93
				INYO CO SO DARE	\$82.03
				TF INYO NET-INET	\$464.88
IN09-0063		\$6,705.40	3/1/2010		
				CDA A	\$67.06
				CHP	\$1,089.63
				DA OFFICE	\$670.54
				GENERAL FUND	\$1,609.30
				INYO CO SO DARE	\$653.76
				TF INYO NET-INET	\$2,615.11
IN09-0073		\$22,185.57	3/1/2010		
				CDA A	\$221.86
				CHP	\$3,605.16
				DA OFFICE	\$2,218.56
				GENERAL FUND	\$5,324.53
				INYO CO SO DARE	\$2,163.09
				TF INYO NET-INET	\$8,652.37
INYO					\$29,732.37



State of California
ASSET FORFEITURE REPORT - 2010

Table 3

Admin Number	Docket Number	Amount Forfeited	Date Disbursed	Recipient	Amount Disbursed
KERN					
06-0045		\$4,352.28	1/25/2010	BAKERSFIELD PD	\$2,828.99
				CDA A	\$43.52
				DA OFFICE	\$435.23
				GENERAL FUND	\$1,044.54
06-0046		\$15,248.03	1/20/2010	BAKERSFIELD PD	\$9,911.22
				CDA A	\$152.48
				DA OFFICE	\$1,524.81
				GENERAL FUND	\$3,659.52
07-0033		\$3,593.97	2/22/2010	CDA A	\$35.94
				DA OFFICE	\$359.40
				GENERAL FUND	\$862.55
				KINGS CO PROBATION	\$2,336.08
07-0047		\$1,341.05	2/22/2010	CDA A	\$13.41
				DA OFFICE	\$200.00
				GENERAL FUND	\$321.85
				KERN CO PROBATION	\$805.79
08-0026		\$46,809.82	10/29/2010	CDA A	\$468.09
				DA OFFICE	\$4,680.99
				GENERAL FUND	\$11,234.35
				KCSO/CAL-MMET	\$30,426.39
08-0027		\$36,540.00	6/18/2010	CDA A	\$365.40
				DA OFFICE	\$3,654.00
				GENERAL FUND	\$8,769.60
				KCSO/CAL-MMET	\$23,751.00
08-0102		\$20,911.33	5/17/2010	CDA A	\$209.11
				CHP-BUTTONWILLOW	\$13,592.37
				DA OFFICE	\$2,091.14
				GENERAL FUND	\$5,018.71
08-0106		\$9,198.70	5/17/2010	BAKERSFIELD PD	\$5,979.16
				CDA A	\$91.98
				DA OFFICE	\$919.88
				GENERAL FUND	\$2,207.68
08-0107		\$18,296.76	6/18/2010	CDA A	\$182.97
				DA OFFICE	\$1,829.68
				GENERAL FUND	\$4,391.22
				KERN CO SO	\$11,892.89



State of California
ASSET FORFEITURE REPORT - 2010

Table 3

Admin Number	Docket Number	Amount Forfeited	Date Disbursed	Recipient	Amount Disbursed
08-0127		\$5,000.44	2/22/2010	CDA DA OFFICE GENERAL FUND SHAFTER PD	\$50.00 \$500.05 \$1,200.10 \$3,250.29
08-0143		\$9,924.81	5/17/2010	CDA DA OFFICE GENERAL FUND KINGS CO SO	\$99.24 \$992.49 \$2,381.95 \$6,451.13
09-0003		\$1,688.32	2/22/2010	CA DEPT. OF CORRECTIONS CDA DA OFFICE GENERAL FUND	\$1,066.25 \$16.88 \$200.00 \$405.19
09-0031		\$1,523.44	3/23/2010	BAKERSFIELD PD CDA DA OFFICE GENERAL FUND	\$942.58 \$15.24 \$200.00 \$365.62
09-0039		\$5,569.60	6/18/2010	CDA DA OFFICE GENERAL FUND KERN CO SO	\$55.69 \$556.97 \$1,336.70 \$3,620.24
09-0042		\$2,097.44	4/19/2010	BAKERSFIELD PD CDA DA OFFICE GENERAL FUND	\$1,363.34 \$20.97 \$209.75 \$503.38
09-0073		\$5,005.85	3/23/2010	CDA DA OFFICE GENERAL FUND KERN CO SO	\$50.06 \$500.59 \$1,201.40 \$3,253.80
09-0074		\$2,593.71	5/17/2010	BAKERSFIELD PD CDA DA OFFICE GENERAL FUND	\$1,685.91 \$25.93 \$259.38 \$622.49
09-0075		\$5,313.85	5/17/2010	BAKERSFIELD PD CDA DA OFFICE GENERAL FUND	\$3,454.00 \$53.14 \$531.39 \$1,275.32
09-0077		\$10,331.85	5/17/2010	BAKERSFIELD PD	\$6,715.70



State of California
ASSET FORFEITURE REPORT - 2010

Table 3

Admin Number	Docket Number	Amount Forfeited	Date Disbursed	Recipient	Amount Disbursed
				CDAA	\$103.32
				DA OFFICE	\$1,033.19
				GENERAL FUND	\$2,479.64
09-0078		\$2,908.71	10/20/2010		
				CDAA	\$29.08
				DA OFFICE	\$290.88
				GENERAL FUND	\$698.09
				KERN CO SO	\$1,890.66
09-0079		\$606.23	4/19/2010		
				BAKERSFIELD PD	\$227.34
				CDAA	\$6.06
				DA OFFICE	\$227.34
				GENERAL FUND	\$145.49
09-0081		\$12,791.71	6/18/2010		
				BAKERSFIELD PD	\$8,314.61
				CDAA	\$127.91
				DA OFFICE	\$1,279.18
				GENERAL FUND	\$3,070.01
09-0082		\$673.70	4/19/2010		
				BAKERSFIELD PD	\$252.64
				CDAA	\$6.74
				DA OFFICE	\$252.64
				GENERAL FUND	\$161.68
09-0083		\$2,093.71	3/23/2010		
				BAKERSFIELD PD	\$1,360.91
				CDAA	\$20.94
				DA OFFICE	\$209.37
				GENERAL FUND	\$502.49
09-0084		\$1,027.70	1/20/2010		
				CDAA	\$10.28
				DA OFFICE	\$200.00
				GENERAL FUND	\$246.64
				SHAFTER PD	\$570.78
09-0086		\$657.70	3/23/2010		
				BAKERSFIELD PD	\$246.64
				CDAA	\$6.58
				DA OFFICE	\$246.64
				GENERAL FUND	\$157.84
09-0087		\$1,977.37	12/14/2010		
				BAKERSFIELD PD	\$1,285.29
				CDAA	\$19.78
				DA OFFICE	\$197.74
				GENERAL FUND	\$474.56
09-0088		\$560.52	3/23/2010		
				BAKERSFIELD PD	\$210.20
				CDAA	\$5.60
				DA OFFICE	\$210.20



State of California
ASSET FORFEITURE REPORT - 2010

Table 3

Admin Number	Docket Number	Amount Forfeited	Date Disbursed	Recipient	Amount Disbursed
				GENERAL FUND	\$134.52
09-0089		\$1,024.37	4/19/2010	BAKERSFIELD PD	\$568.28
				CDAA	\$10.25
				DA OFFICE	\$200.00
				GENERAL FUND	\$245.84
09-0090		\$4,332.37	5/17/2010	BAKERSFIELD PD	\$2,816.05
				CDAA	\$43.32
				DA OFFICE	\$433.24
				GENERAL FUND	\$1,039.76
09-0091		\$1,176.52	4/19/2010	BAKERSFIELD PD	\$682.39
				CDAA	\$11.77
				DA OFFICE	\$200.00
				GENERAL FUND	\$282.36
09-0092		\$652.37	4/19/2010	BAKERSFIELD PD	\$244.64
				CDAA	\$6.53
				DA OFFICE	\$244.64
				GENERAL FUND	\$156.56
09-0093		\$813.37	3/23/2010	BAKERSFIELD PD	\$305.02
				CDAA	\$8.13
				DA OFFICE	\$305.02
				GENERAL FUND	\$195.20
09-0096		\$4,293.51	4/19/2010	BAKERSFIELD PD	\$2,790.78
				CDAA	\$42.93
				DA OFFICE	\$429.36
				GENERAL FUND	\$1,030.44
09-0097		\$770.52	4/19/2010	BAKERSFIELD PD	\$288.95
				CDAA	\$7.70
				DA OFFICE	\$288.95
				GENERAL FUND	\$184.92
09-0098		\$3,085.51	4/19/2010	BAKERSFIELD PD	\$2,005.58
				CDAA	\$30.85
				DA OFFICE	\$308.56
				GENERAL FUND	\$740.52
09-0100		\$1,450.51	4/19/2010	BAKERSFIELD PD	\$887.89
				CDAA	\$14.50
				DA OFFICE	\$200.00
				GENERAL FUND	\$348.12



State of California
ASSET FORFEITURE REPORT - 2010

Table 3

Admin Number	Docket Number	Amount Forfeited	Date Disbursed	Recipient	Amount Disbursed
09-0101		\$5,691.73	5/17/2010	BAKERSFIELD PD	\$3,699.63
				CDA A	\$56.91
				DA OFFICE	\$569.18
				GENERAL FUND	\$1,366.01
09-0102		\$2,071.22	4/19/2010	BAKERSFIELD PD	\$1,346.29
				CDA A	\$20.71
				DA OFFICE	\$207.13
				GENERAL FUND	\$497.09
09-0105		\$1,410.51	4/19/2010	BAKERSFIELD PD	\$857.89
				CDA A	\$14.10
				DA OFFICE	\$200.00
				GENERAL FUND	\$338.52
09-0108		\$995.74	4/19/2010	BAKERSFIELD PD	\$546.81
				CDA A	\$9.96
				DA OFFICE	\$200.00
				GENERAL FUND	\$238.97
09-0110		\$1,609.84	6/18/2010	CDA A	\$16.10
				DA OFFICE	\$200.00
				GENERAL FUND	\$386.36
				RIDGECREST PD	\$1,007.38
09-0111		\$5,603.73	5/17/2010	BAKERSFIELD PD	\$3,642.43
				CDA A	\$56.03
				DA OFFICE	\$560.38
				GENERAL FUND	\$1,344.89
09-0112		\$839.74	3/23/2010	CDA A	\$8.39
				DA OFFICE	\$314.91
				GENERAL FUND	\$201.53
				KERN CO SO	\$314.91
09-0113		\$936.74	4/19/2010	BAKERSFIELD PD	\$502.56
				CDA A	\$9.37
				DA OFFICE	\$200.00
				GENERAL FUND	\$224.81
09-0114		\$1,601.73	12/14/2010	BAKERSFIELD PD	\$1,001.30
				CDA A	\$16.02
				DA OFFICE	\$200.00
				GENERAL FUND	\$384.41
09-0115		\$1,386.84	4/19/2010	CDA A	\$13.86



State of California
ASSET FORFEITURE REPORT - 2010

Table 3

Admin Number	Docket Number	Amount Forfeited	Date Disbursed	Recipient	Amount Disbursed
				DA OFFICE	\$200.00
				GENERAL FUND	\$332.84
				KERN CO SO	\$840.14
09-0116		\$2,237.84	12/14/2010		
				BAKERSFIELD PD	\$1,454.60
				CDA A	\$22.37
				DA OFFICE	\$223.79
				GENERAL FUND	\$537.08
10-0002		\$451.53	12/14/2010		
				BAKERSFIELD PD	\$169.33
				CDA A	\$4.51
				DA OFFICE	\$169.33
				GENERAL FUND	\$108.36
10-0003		\$6,464.21	5/17/2010		
				CDA A	\$64.64
				DA OFFICE	\$646.42
				GENERAL FUND	\$1,551.41
				KCSO/CAL-MMET	\$4,201.74
10-0004		\$825.84	12/14/2010		
				BAKERSFIELD PD	\$309.69
				CDA A	\$8.26
				DA OFFICE	\$309.69
				GENERAL FUND	\$198.20
10-0005		\$452.84	4/19/2010		
				BAKERSFIELD PD	\$169.82
				CDA A	\$4.52
				DA OFFICE	\$169.82
				GENERAL FUND	\$108.68
10-0006		\$10,360.52	4/19/2010		
				CDA A	\$103.60
				DA OFFICE	\$1,036.06
				GENERAL FUND	\$2,486.52
				KERN CO SO	\$6,734.34
10-0007		\$1,903.53	4/19/2010		
				BAKERSFIELD PD	\$1,227.65
				CDA A	\$19.04
				DA OFFICE	\$200.00
				GENERAL FUND	\$456.84
10-0008		\$2,813.34	5/17/2010		
				BAKERSFIELD PD	\$1,828.67
				CDA A	\$28.13
				DA OFFICE	\$281.34
				GENERAL FUND	\$675.20
10-0010		\$12,056.52	12/14/2010		
				BAKERSFIELD PD	\$7,836.74
				CDA A	\$120.56
				DA OFFICE	\$1,205.66



State of California
ASSET FORFEITURE REPORT - 2010

Table 3

Admin Number	Docket Number	Amount Forfeited	Date Disbursed	Recipient	Amount Disbursed
10-0011		\$1,707.52	5/17/2010	GENERAL FUND	\$2,893.56
				BAKERSFIELD PD	\$1,080.64
				CDAA	\$17.08
				DA OFFICE	\$200.00
10-0012		\$9,155.21	12/14/2010	GENERAL FUND	\$409.80
				CDAA	\$91.55
				DA OFFICE	\$915.53
				GENERAL FUND	\$2,197.25
				KCSO/CAL-MMET	\$5,950.88
10-0013		\$1,232.53	5/17/2010	BAKERSFIELD PD	\$724.40
				CDAA	\$12.33
				DA OFFICE	\$200.00
10-0014		\$1,708.21	9/20/2010	GENERAL FUND	\$295.80
				BAKERSFIELD PD	\$1,081.16
				CDAA	\$17.08
				DA OFFICE	\$200.00
10-0017		\$1,395.21	5/17/2010	GENERAL FUND	\$409.97
				CDAA	\$13.95
				DA OFFICE	\$200.00
				GENERAL FUND	\$334.85
				KERN CO SO	\$846.41
10-0018		\$2,423.46	12/14/2010	BAKERSFIELD PD	\$1,575.25
				CDAA	\$24.23
				DA OFFICE	\$242.35
10-0020		\$3,893.07	5/17/2010	GENERAL FUND	\$581.63
				CDAA	\$38.93
				DA OFFICE	\$389.31
				GENERAL FUND	\$934.33
				KERN CO SO	\$2,530.50
10-0021		\$2,043.08	5/17/2010	CDAA	\$20.43
				DA OFFICE	\$204.31
				GENERAL FUND	\$490.34
10-0022		\$3,772.07	9/20/2010	KNET - KERN	\$1,328.00
				BAKERSFIELD PD	\$2,451.85
				CDAA	\$37.72
				DA OFFICE	\$377.21
				GENERAL FUND	\$905.29



State of California
ASSET FORFEITURE REPORT - 2010

Table 3

Admin Number	Docket Number	Amount Forfeited	Date Disbursed	Recipient	Amount Disbursed
10-0023		\$3,928.52	6/18/2010	CDA DA OFFICE GENERAL FUND RIDGECREST PD	\$39.28 \$392.86 \$942.84 \$2,553.54
10-0024		\$513.08	9/20/2010	BAKERSFIELD PD CDA DA OFFICE GENERAL FUND	\$192.41 \$5.13 \$192.41 \$123.13
10-0025		\$4,705.52	5/17/2010	CDA DA OFFICE GENERAL FUND KCSO/CAL-MMET	\$47.05 \$470.56 \$1,129.32 \$3,058.59
10-0026		\$785.53	6/18/2010	CDA DA OFFICE GENERAL FUND KCSO/CAL-MMET	\$7.85 \$294.58 \$188.52 \$294.58
10-0027		\$330.52	9/20/2010	BAKERSFIELD PD CDA DA OFFICE GENERAL FUND	\$123.95 \$3.30 \$123.95 \$79.32
10-0028		\$11,304.52	9/20/2010	BAKERSFIELD PD CDA DA OFFICE GENERAL FUND	\$7,347.94 \$113.04 \$1,130.46 \$2,713.08
10-0029		\$1,250.13	11/19/2010	CDA DA OFFICE GENERAL FUND KERN CO SO	\$12.50 \$125.02 \$300.03 \$812.58
10-0030		\$2,704.52	6/18/2010	CDA DA OFFICE GENERAL FUND KCSO/CAL-MMET	\$27.04 \$270.46 \$649.08 \$1,757.94
10-0033		\$726.53	9/20/2010	BAKERSFIELD PD CDA DA OFFICE GENERAL FUND	\$272.45 \$7.27 \$272.45 \$174.36
10-0034		\$2,905.52	9/20/2010	BAKERSFIELD PD	\$1,888.59



State of California
ASSET FORFEITURE REPORT - 2010

Table 3

Admin Number	Docket Number	Amount Forfeited	Date Disbursed	Recipient	Amount Disbursed
				CDAA	\$29.05
				DA OFFICE	\$290.56
				GENERAL FUND	\$697.32
10-0035		\$591.53	9/20/2010	BAKERSFIELD PD	\$221.82
				CDAA	\$5.92
				DA OFFICE	\$221.83
				GENERAL FUND	\$141.96
10-0036		\$1,430.53	9/20/2010	BAKERSFIELD PD	\$872.90
				CDAA	\$14.30
				DA OFFICE	\$200.00
				GENERAL FUND	\$343.33
10-0037		\$23,025.63	11/19/2010	BAKERSFIELD PD	\$14,966.66
				CDAA	\$230.25
				DA OFFICE	\$2,302.57
				GENERAL FUND	\$5,526.15
10-0038		\$2,036.63	10/20/2010	CDAA	\$20.36
				DA OFFICE	\$203.67
				GENERAL FUND	\$488.79
				KCSO/CAL-MMET	\$1,323.81
10-0039		\$639.63	6/18/2010	CDAA	\$6.40
				DA OFFICE	\$239.86
				GENERAL FUND	\$153.51
				KCSO/CAL-MMET	\$239.86
10-0040		\$1,208.91	8/23/2010	CDAA	\$12.09
				DA OFFICE	\$200.00
				GENERAL FUND	\$290.14
				KCSO/CAL-MMET	\$706.68
10-0041		\$2,038.96	9/20/2010	BAKERSFIELD PD	\$1,325.32
				CDAA	\$20.39
				DA OFFICE	\$203.90
				GENERAL FUND	\$489.35
10-0046		\$1,248.21	9/20/2010	BAKERSFIELD PD	\$736.16
				CDAA	\$12.48
				DA OFFICE	\$200.00
				GENERAL FUND	\$299.57
10-0048		\$2,136.96	9/20/2010	BAKERSFIELD PD	\$1,389.03
				CDAA	\$21.36
				DA OFFICE	\$213.70



State of California
ASSET FORFEITURE REPORT - 2010

Table 3

Admin Number	Docket Number	Amount Forfeited	Date Disbursed	Recipient	Amount Disbursed
10-0049		\$1,295.96	9/20/2010	GENERAL FUND	\$512.87
				BAKERSFIELD PD	\$771.98
				CDAA	\$12.95
				DA OFFICE	\$200.00
10-0051		\$3,548.21	11/19/2010	GENERAL FUND	\$311.03
				CDAA	\$35.48
				DA OFFICE	\$354.82
				GENERAL FUND	\$851.57
				KNET - KERN	\$2,306.34
10-0053		\$1,377.07	10/20/2010	BAKERSFIELD PD	\$832.80
				CDAA	\$13.78
				DA OFFICE	\$200.00
				GENERAL FUND	\$330.49
10-0054		\$377.97	9/20/2010	BAKERSFIELD PD	\$141.74
				CDAA	\$3.78
				DA OFFICE	\$141.74
				GENERAL FUND	\$90.71
10-0056		\$7,057.96	9/20/2010	BAKERSFIELD PD	\$4,587.67
				CDAA	\$70.58
				DA OFFICE	\$705.80
				GENERAL FUND	\$1,693.91
10-0058		\$877.06	10/20/2010	BAKERSFIELD PD	\$328.90
				CDAA	\$8.77
				DA OFFICE	\$328.90
				GENERAL FUND	\$210.49
10-0059		\$2,662.06	11/19/2010	BAKERSFIELD PD	\$1,730.34
				CDAA	\$26.62
				DA OFFICE	\$266.21
				GENERAL FUND	\$638.89
10-0060		\$1,431.06	8/23/2010	CDAA	\$14.31
				DA OFFICE	\$200.00
				GENERAL FUND	\$343.45
				KCSO/CAL-MMET	\$873.30
10-0061		\$6,740.84	11/19/2010	CDAA	\$67.40
				DA OFFICE	\$674.09
				GENERAL FUND	\$1,617.80
				KCSO/CAL-MMET	\$4,381.55



State of California
ASSET FORFEITURE REPORT - 2010

Table 3

Admin Number	Docket Number	Amount Forfeited	Date Disbursed	Recipient	Amount Disbursed
10-0063		\$8,572.52	11/19/2010	CDA DA OFFICE GENERAL FUND KERN CO SO	\$85.72 \$857.26 \$2,057.40 \$5,572.14
10-0064		\$6,763.84	11/19/2010	CDA DA OFFICE GENERAL FUND KCSO/CAL-MMET	\$67.63 \$676.39 \$1,623.32 \$4,396.50
10-0065		\$651.06	10/20/2010	BAKERSFIELD PD CDA DA OFFICE GENERAL FUND	\$244.15 \$6.51 \$244.15 \$156.25
10-0067		\$755.84	12/14/2010	CDA DA OFFICE GENERAL FUND KCSO/CAL-MMET	\$7.56 \$283.44 \$181.40 \$283.44
10-0069		\$1,585.53	12/14/2010	BAKERSFIELD PD CDA DA OFFICE GENERAL FUND	\$989.15 \$15.86 \$200.00 \$380.52
10-0070		\$3,654.84	11/19/2010	CDA DA OFFICE GENERAL FUND KCSO/CAL-MMET	\$36.54 \$365.49 \$877.16 \$2,375.65
10-0072		\$525.53	12/14/2010	BAKERSFIELD PD CDA DA OFFICE GENERAL FUND	\$197.08 \$5.25 \$197.08 \$126.12
10-0078		\$1,279.84	12/14/2010	BAKERSFIELD PD CDA DA OFFICE GENERAL FUND	\$759.88 \$12.80 \$200.00 \$307.16
10-0082		\$2,457.74	11/19/2010	BAKERSFIELD PD CDA DA OFFICE GENERAL FUND	\$1,597.54 \$24.57 \$245.78 \$589.85
10-0084		\$872.74	11/19/2010	BAKERSFIELD PD	\$327.28



State of California
ASSET FORFEITURE REPORT - 2010

Table 3

Admin Number	Docket Number	Amount Forfeited	Date Disbursed	Recipient	Amount Disbursed
				CDA	\$8.73
				DA OFFICE	\$327.28
				GENERAL FUND	\$209.45
10-0087		\$4,352.74	12/14/2010		
				CDA	\$43.52
				DA OFFICE	\$435.28
				GENERAL FUND	\$1,044.65
				KNET - KERN	\$2,829.29
10-0088		\$7,307.94	12/14/2010		
				CDA	\$73.07
				DA OFFICE	\$730.80
				GENERAL FUND	\$1,753.90
				KCSO/CAL-MMET	\$4,750.17
KERN					\$460,941.73



State of California
ASSET FORFEITURE REPORT - 2010

Table 3

Admin Number	Docket Number	Amount Forfeited	Date Disbursed	Recipient	Amount Disbursed
KINGS					
AF07-4534		\$810.36	10/28/2010	15% - 11489	\$79.01
				CDA A	\$8.10
				DA OFFICE	\$81.04
				GENERAL FUND	\$194.49
				HANFORD PD	\$223.86
				TF KINGS CO NTF-KCNTF	\$223.86
AF08-0001		\$4,505.68	10/28/2010	15% - 11489	\$439.30
				CDA A	\$45.05
				DA OFFICE	\$450.57
				GENERAL FUND	\$1,081.36
				KINGS CO SO	\$1,244.70
				TF KINGS CO NTF-KCNTF	\$1,244.70
AF09-2762		\$3,399.83	6/21/2010	15% - 11489	\$331.48
				CDA A	\$33.99
				DA OFFICE	\$339.98
				GENERAL FUND	\$815.96
				KINGS CO SO	\$939.21
				TF KINGS CO NTF-KCNTF	\$939.21
AF09-3892		\$1,175.64	6/21/2010	15% - 11489	\$114.62
				CDA A	\$11.76
				DA OFFICE	\$117.57
				GENERAL FUND	\$282.15
				TF KINGS CO NTF-KCNTF	\$649.54
AF09-4677	09C0384	\$1,444.92	3/2/2010	15% - 11489	\$140.88
				CDA A	\$14.45
				DA OFFICE	\$144.49
				GENERAL FUND	\$346.78
				TF KINGS CO NTF-KCNTF	\$798.32
AF09-4687		\$5,184.62	4/1/2010	15% - 11489	\$505.50
				CDA A	\$51.85
				DA OFFICE	\$518.46
				GENERAL FUND	\$1,244.31
				HANFORD PD	\$1,432.25
				TF KINGS CO NTF-KCNTF	\$1,432.25
AF10-0253		\$3,384.54	12/3/2010	15% - 11489	\$329.99
				CDA A	\$33.85
				DA OFFICE	\$338.45
				GENERAL FUND	\$812.29
				TF KINGS CO NTF-KCNTF	\$1,869.96



State of California
ASSET FORFEITURE REPORT - 2010

Table 3

Admin Number	Docket Number	Amount Forfeited	Date Disbursed	Recipient	Amount Disbursed
AF10-0851		\$4,735.70	12/15/2010	15% - 11489	\$461.73
				CDA A	\$47.36
				DA OFFICE	\$473.57
				GENERAL FUND	\$1,136.57
				TF KINGS CO NTF-KCNTF	\$2,616.47
AF10-2235	10CM1743	\$15,171.20	12/16/2010	15% - 11489	\$1,479.19
				CDA A	\$151.70
				DA OFFICE	\$1,517.12
				GENERAL FUND	\$3,641.09
				HANFORD PD	\$4,191.05
				TF KINGS CO NTF-KCNTF	\$4,191.05
KINGS					\$39,812.49



State of California
ASSET FORFEITURE REPORT - 2010

Table 3

Admin Number	Docket Number	Amount Forfeited	Date Disbursed	Recipient	Amount Disbursed
LAKE					
092283		\$1,454.19	5/11/2010		
				CDA A	\$14.57
				CHP-CLEARLAKE	\$161.07
				CLEARLAKE PD	\$196.60
				GENERAL FUND	\$349.83
				LAKE CO DA	\$142.32
				LAKE CO SO	\$393.20
				LAKEPORT PD	\$196.60
MK-08-0089		\$5,255.23	5/11/2010		
				CDA A	\$52.55
				CHP-CLEARLAKE	\$580.70
				CLEARLAKE PD	\$708.80
				GENERAL FUND	\$1,261.26
				LAKE CO DA	\$525.52
				LAKE CO SO	\$1,417.60
				LAKEPORT PD	\$708.80
LAKE					\$6,709.42



State of California
ASSET FORFEITURE REPORT - 2010

Table 3

Admin Number	Docket Number	Amount Forfeited	Date Disbursed	Recipient	Amount Disbursed
LASSEN					
#07-05	None	\$545.06	3/30/2010		
				CDA A	\$5.45
				DA OFFICE	\$54.51
				GENERAL FUND	\$130.82
				TF LASSEN CO NTF	\$354.28
#08-08	JC47087	\$788.10	3/30/2010		
				CDA A	\$7.89
				DA OFFICE	\$78.80
				GENERAL FUND	\$189.15
				TF LASSEN CO NTF	\$512.26
#09-01	J48530	\$41,770.10	3/30/2010		
				CDA A	\$417.71
				CHP	\$6,787.65
				DA OFFICE	\$4,177.01
				GENERAL FUND	\$10,024.83
				TF LASSEN CO NTF	\$20,362.90
#09-02	None	\$218.75	3/9/2010		
				CDA A	\$2.18
				DA OFFICE	\$21.88
				GENERAL FUND	\$52.50
				TF LASSEN CO NTF	\$142.19
#09-04	None	\$181.75	3/30/2010		
				CDA A	\$1.82
				DA OFFICE	\$18.18
				GENERAL FUND	\$43.62
				TF LASSEN CO NTF	\$118.13
#09-05	None	\$971.75	3/30/2010		
				CDA A	\$9.72
				DA OFFICE	\$97.18
				GENERAL FUND	\$233.22
				TF LASSEN CO NTF	\$631.63
#10-02	None	\$6,247.19	8/25/2010		
				CDA A	\$62.48
				CHP	\$4,060.66
				DA OFFICE	\$624.72
				GENERAL FUND	\$1,499.33
LASSEN					\$50,722.70



State of California
ASSET FORFEITURE REPORT - 2010

Table 3

Admin Number	Docket Number	Amount Forfeited	Date Disbursed	Recipient	Amount Disbursed
LOS ANGELES					
10-0001		\$4,179.43	7/19/2010	DA OFFICE	\$417.96
				GENERAL FUND	\$1,003.06
				LAPA	\$41.79
				LOS ANGELES CO SO	\$2,716.62
10-0006	BS124498	\$47,287.21	6/21/2010	DA OFFICE	\$4,728.72
				GENERAL FUND	\$11,348.93
				LAPA	\$472.87
				LOS ANGELES PD	\$30,736.69
10-0007	BS125211	\$40,033.35	8/9/2010	DA OFFICE	\$4,003.35
				GENERAL FUND	\$9,608.00
				LAPA	\$400.33
				LOS ANGELES CO SO	\$26,021.67
10-0008	BS124786	\$267,913.42	4/23/2010	DA OFFICE	\$26,791.36
				GENERAL FUND	\$64,299.22
				LAPA	\$2,679.14
				SAN BERNARDINO CO SO	\$174,143.70
10-0009		\$1,666.62	5/24/2010	DA OFFICE	\$166.67
				GENERAL FUND	\$399.99
				LAPA	\$16.66
				LOS ANGELES PD	\$1,083.30
10-0010		\$4,373.89	5/24/2010	DA OFFICE	\$437.38
				GENERAL FUND	\$1,049.74
				LAPA	\$43.74
				WEST COVINA PD	\$2,843.03
10-0011	BA365721	\$331.65	6/14/2010	DA OFFICE	\$33.16
				GENERAL FUND	\$79.60
				LAPA	\$3.31
				LOS ANGELES PD	\$215.58
10-0014	BA365887	\$1,980.30	8/25/2010	DA OFFICE	\$198.04
				GENERAL FUND	\$475.27
				LAPA	\$19.80
				LOS ANGELES PD	\$1,287.19
10-0017	BS124785	\$83,319.43	8/25/2010	DA OFFICE	\$8,331.95
				GENERAL FUND	\$19,996.66
				LAPA	\$833.19
				LOS ANGELES PD	\$54,157.63



State of California
ASSET FORFEITURE REPORT - 2010

Table 3

Admin Number	Docket Number	Amount Forfeited	Date Disbursed	Recipient	Amount Disbursed
10-0021	PA066381	\$19,285.43	9/20/2010	DA OFFICE	\$1,928.56
				GENERAL FUND	\$4,628.50
				LAPA	\$192.85
				LOS ANGELES PD	\$12,535.52
10-0023		\$1,384.53	7/19/2010	DA OFFICE	\$138.46
				GENERAL FUND	\$332.29
				LAPA	\$13.84
				LOS ANGELES PD	\$899.94
10-0025	ta110012	\$2,672.01	7/22/2010	DA OFFICE	\$267.19
				GENERAL FUND	\$641.29
				LAPA	\$26.72
				LOS ANGELES CO SO	\$1,736.81
10-0026		\$1,315.26	7/22/2010	CHP	\$854.92
				DA OFFICE	\$131.53
				GENERAL FUND	\$315.66
				LAPA	\$13.15
10-0030	ba366275	\$1,924.41	11/3/2010	DA OFFICE	\$192.45
				GENERAL FUND	\$461.86
				LAPA	\$19.24
				LOS ANGELES PD	\$1,250.86
10-0031		\$1,148.56	8/9/2010	DA OFFICE	\$114.86
				GENERAL FUND	\$275.66
				LAPA	\$11.48
				LOS ANGELES PD	\$746.56
10-0035		\$1,231.45	8/9/2010	DA OFFICE	\$123.15
				GENERAL FUND	\$295.55
				LAPA	\$12.31
				LOS ANGELES PD	\$800.44
10-0037		\$1,349.29	8/9/2010	DA OFFICE	\$134.93
				GENERAL FUND	\$323.83
				LAPA	\$13.49
				LOS ANGELES PD	\$877.04
10-0038	BA333825	\$970.05	9/7/2010	DA OFFICE	\$97.02
				GENERAL FUND	\$232.81
				LAPA	\$9.70
				LOS ANGELES PD	\$630.52
10-0040		\$2,959.03	8/9/2010	DA OFFICE	\$295.90



State of California
ASSET FORFEITURE REPORT - 2010

Table 3

Admin Number	Docket Number	Amount Forfeited	Date Disbursed	Recipient	Amount Disbursed
				GENERAL FUND	\$710.17
				LAPA	\$29.59
				LOS ANGELES PD	\$1,923.37
10-0041		\$3,251.49	8/9/2010		
				DA OFFICE	\$325.16
				GENERAL FUND	\$780.36
				LAPA	\$32.51
				LOS ANGELES PD	\$2,113.46
10-0045		\$1,335.97	8/9/2010		
				DA OFFICE	\$133.59
				GENERAL FUND	\$320.64
				LAPA	\$13.36
				LOS ANGELES PD	\$868.38
10-0048		\$2,111.80	7/22/2010		
				DA OFFICE	\$211.19
				GENERAL FUND	\$506.83
				LAPA	\$21.11
				WHITTIER PD	\$1,372.67
10-0054		\$1,302.13	7/22/2010		
				COVINA PD	\$846.38
				DA OFFICE	\$130.22
				GENERAL FUND	\$312.51
				LAPA	\$13.02
10-0057	la064157	\$1,881.79	6/3/2010		
				DA OFFICE	\$188.18
				GENERAL FUND	\$451.63
				LAPA	\$18.81
				LOS ANGELES PD	\$1,223.17
10-0061		\$1,029.46	7/22/2010		
				DA OFFICE	\$102.95
				GENERAL FUND	\$247.07
				LAPA	\$10.29
				TORRANCE PD	\$669.15
10-0064	GA078121	\$3,831.25	9/20/2010		
				DA OFFICE	\$383.12
				GENERAL FUND	\$919.50
				GLENDALE PD	\$2,490.32
				LAPA	\$38.31
10-0066	BA367388	\$411.63	6/3/2010		
				DA OFFICE	\$41.16
				GENERAL FUND	\$98.79
				LAPA	\$4.12
				LOS ANGELES PD	\$267.56
10-0068	BA366700	\$577.27	6/21/2010		
				DA OFFICE	\$57.71
				GENERAL FUND	\$138.55
				LAPA	\$5.78



State of California
ASSET FORFEITURE REPORT - 2010

Table 3

Admin Number	Docket Number	Amount Forfeited	Date Disbursed	Recipient	Amount Disbursed
10-0070	bs125215	\$59,276.57	6/21/2010	LOS ANGELES PD	\$375.23
				DA OFFICE	\$5,927.66
				GENERAL FUND	\$14,226.38
				LAPA	\$592.76
10-0073	YA077184	\$2,471.77	7/22/2010	LOS ANGELES PD	\$38,529.77
				DA OFFICE	\$247.17
				GENERAL FUND	\$593.23
				LAPA	\$24.72
10-0074		\$2,168.72	7/22/2010	REDONDO BEACH PD	\$1,606.65
				DA OFFICE	\$216.88
				GENERAL FUND	\$520.49
				LA HABRA PD	\$1,409.66
				LAPA	\$21.69
10-0087		\$1,494.46	7/22/2010	DA OFFICE	\$149.45
				GENERAL FUND	\$358.67
				LAPA	\$14.94
				LOS ANGELES PD	\$971.40
10-0088	PA066430	\$12,417.45	12/1/2010	DA OFFICE	\$1,241.74
				GENERAL FUND	\$2,980.19
				GLENDALE PD	\$8,071.34
				LAPA	\$124.18
10-0095		\$5,237.34	11/18/2010	DA OFFICE	\$466.18
				GENERAL FUND	\$1,514.43
				LAPA	\$63.10
				LOS ANGELES PD	\$3,193.63
10-0097		\$24,243.08	7/22/2010	DA OFFICE	\$2,424.31
				GENERAL FUND	\$5,818.34
				LAPA	\$242.43
				LOS ANGELES PD	\$15,758.00
10-0101		\$6,999.88	7/22/2010	DA OFFICE	\$699.99
				GENERAL FUND	\$1,679.97
				LAPA	\$70.00
				TORRANCE PD	\$4,549.92
10-0103		\$1,164.69	7/22/2010	DA OFFICE	\$116.47
				GENERAL FUND	\$279.53
				LAPA	\$11.65
				REDONDO BEACH PD	\$757.04



State of California
ASSET FORFEITURE REPORT - 2010

Table 3

Admin Number	Docket Number	Amount Forfeited	Date Disbursed	Recipient	Amount Disbursed
10-0104		\$2,686.97	7/22/2010	DA OFFICE	\$268.69
				GENERAL FUND	\$644.88
				LAPA	\$26.87
				LOS ANGELES PD	\$1,746.53
10-0105		\$5,074.90	7/22/2010	DA OFFICE	\$507.48
				GENERAL FUND	\$1,217.98
				LAPA	\$50.75
				LOS ANGELES PD	\$3,298.69
10-0107		\$1,234.24	7/22/2010	DA OFFICE	\$123.43
				GENERAL FUND	\$296.22
				LAPA	\$12.34
				LOS ANGELES PD	\$802.25
10-0113		\$6,729.10	7/22/2010	DA OFFICE	\$672.91
				GENERAL FUND	\$1,614.99
				LAPA	\$67.29
				LOS ANGELES CO SO	\$4,373.91
10-0121	TA111036	\$5,318.03	10/8/2010	DA OFFICE	\$531.80
				GENERAL FUND	\$1,276.33
				LAPA	\$53.18
				LOS ANGELES CO SO	\$3,456.72
10-0122	BS125763	\$490,142.69	6/21/2010	DA OFFICE	\$49,014.22
				GENERAL FUND	\$117,634.24
				LAPA	\$4,901.43
				LOS ANGELES PD	\$318,592.80
10-0123	BS125764	\$69,580.37	8/9/2010	DA OFFICE	\$6,958.04
				GENERAL FUND	\$16,699.29
				LA IMPACT	\$45,227.24
				LAPA	\$695.80
10-0129		\$3,332.02	7/22/2010	DA OFFICE	\$333.20
				GENERAL FUND	\$799.69
				LAPA	\$33.32
				LOS ANGELES PD	\$2,165.81
10-0135	BA368407	\$897.36	8/9/2010	DA OFFICE	\$89.73
				GENERAL FUND	\$215.37
				LAPA	\$8.97
				LOS ANGELES PD	\$583.29
10-0150	BS125915	\$44,178.95	8/23/2010	DA OFFICE	\$4,417.89



State of California
ASSET FORFEITURE REPORT - 2010

Table 3

Admin Number	Docket Number	Amount Forfeited	Date Disbursed	Recipient	Amount Disbursed
				GENERAL FUND	\$10,602.95
				LAPA	\$441.79
				LOS ANGELES PD	\$28,716.32
10-0188	LA064956	\$1,415.97	8/23/2010	DA OFFICE	\$141.59
				GENERAL FUND	\$339.84
				LAPA	\$14.16
				LOS ANGELES PD	\$920.38
LOS ANGELES					\$1,247,122.67



State of California
ASSET FORFEITURE REPORT - 2010

Table 3

Admin Number	Docket Number	Amount Forfeited	Date Disbursed	Recipient	Amount Disbursed
MADERA					
MA2009-0001	MCV045982	\$17,128.08	3/18/2010	15% - 11489	\$1,669.99
				CDAA	\$171.28
				DA OFFICE	\$1,712.81
				GENERAL FUND	\$4,110.73
				TF MADNET	\$9,463.27
MA2009-0129		\$2,956.91	3/22/2010	15% - 11489	\$288.30
				CDAA	\$29.55
				DA OFFICE	\$295.70
				GENERAL FUND	\$709.66
				TF MADNET	\$1,633.70
MA2009-0141		\$1,373.91	3/22/2010	15% - 11489	\$133.96
				CDAA	\$13.72
				DA OFFICE	\$137.40
				GENERAL FUND	\$329.74
				TF MADNET	\$759.09
MA2009-0145		\$2,751.91	3/22/2010	15% - 11489	\$268.32
				CDAA	\$27.50
				DA OFFICE	\$275.20
				GENERAL FUND	\$660.46
				TF MADNET	\$1,520.43
MA2009-0161		\$1,898.92	3/18/2010	15% - 11489	\$185.15
				CDAA	\$18.99
				DA OFFICE	\$189.90
				GENERAL FUND	\$455.72
				TF MADNET	\$1,049.16
MA2010-0003		\$2,117.92	3/18/2010	15% - 11489	\$206.50
				CDAA	\$21.18
				DA OFFICE	\$211.80
				GENERAL FUND	\$508.30
				TF MADNET	\$1,170.14
MA2010-0013		\$14,852.74	8/4/2010	15% - 11489	\$2,000.89
				CDAA	\$205.22
				DA OFFICE	\$2,052.20
				GENERAL FUND	\$4,925.25
				TF MADNET	\$5,669.18
MA2010-0016		\$3,002.34	10/26/2010	15% - 11489	\$292.73
				CDAA	\$30.02
				DA OFFICE	\$300.24



State of California
ASSET FORFEITURE REPORT - 2010

Table 3

Admin Number	Docket Number	Amount Forfeited	Date Disbursed	Recipient	Amount Disbursed
				GENERAL FUND	\$720.56
				TF MADNET	\$1,658.79
MA2010-0029		\$2,362.35	10/26/2010	15% - 11489	\$230.33
				CDA A	\$23.62
				DA OFFICE	\$236.24
				GENERAL FUND	\$566.96
				TF MADNET	\$1,305.20
MA2010-0052		\$2,053.35	11/2/2010	15% - 11489	\$200.20
				CDA A	\$20.53
				DA OFFICE	\$205.34
				GENERAL FUND	\$492.80
				TF MADNET	\$1,134.48
MG2010-0039		\$3,637.92	8/4/2010	15% - 11489	\$354.70
				CDA A	\$36.37
				DA OFFICE	\$363.80
				GENERAL FUND	\$873.10
				MADERA GANG ENF TEAM	\$2,009.95
MADERA					\$54,136.35



State of California
ASSET FORFEITURE REPORT - 2010

Table 3

Admin Number	Docket Number	Amount Forfeited	Date Disbursed	Recipient	Amount Disbursed
MARIN					
08-16-11		\$4,539.87	2/26/2010	15% - 11489	\$442.64
				CDAA	\$45.40
				DA OFFICE	\$453.98
				GENERAL FUND	\$1,089.57
				TF MARIN CO MAJOR CRIME	\$2,508.28
09-16-05		\$37,696.91	2/26/2010	15% - 11489	\$3,675.45
				CDAA	\$376.97
				DA OFFICE	\$3,769.69
				GENERAL FUND	\$9,047.26
				TF MARIN CO MAJOR CRIME	\$20,827.54
10-16-01		\$3,666.10	10/28/2010	15% - 11489	\$357.44
				CDAA	\$36.66
				DA OFFICE	\$366.62
				GENERAL FUND	\$879.86
				NOVATO PD	\$2,025.52
MARIN					\$45,902.88



State of California
ASSET FORFEITURE REPORT - 2010

Table 3

Admin Number	Docket Number	Amount Forfeited	Date Disbursed	Recipient	Amount Disbursed
MENDOCINO					
07-SF-067	MCSO	\$11,547.00	7/15/2010	CDA DA OFFICE FORT BRAGG PD GENERAL FUND LEAA ED FUND 15% MENDOCINO CO SO MENDOCINO CO SO UKIAH PD WILLITS PD	\$115.47 \$1,999.07 \$844.37 \$2,771.28 \$1,876.39 \$1,407.31 \$844.37 \$844.37 \$844.37
07-SF-091	COMMET	\$37,207.51	4/22/2010	AF OFFICER FUND CDA DA OFFICE FORT BRAGG PD GENERAL FUND LEAA ED FUND 15% MENDOCINO CO COMMET MENDOCINO CO SO UKIAH PD WILLITS PD	\$6,852.37 \$372.08 \$3,720.75 \$1,713.10 \$8,929.80 \$3,627.73 \$6,852.38 \$1,713.10 \$1,713.10 \$1,713.10
08-SF-004	MCSO	\$654.80	4/6/2010	AF OFFICER FUND CDA DA OFFICE GENERAL FUND LEAA ED FUND 15% MENDOCINO CO COMMET MENDOCINO CO SO TF MENDOCINO CO NTF	\$120.59 \$6.55 \$65.48 \$157.15 \$63.84 \$60.30 \$120.59 \$60.30
08-SF-026	BNE/MCSO	\$7,708.43	9/14/2010	DA OFFICE FORT BRAGG PD LEAA ED FUND 15% MENDOCINO CO SO UKIAH PD WILLITS PD	\$1,811.47 \$1,040.64 \$1,734.40 \$1,040.64 \$1,040.64 \$1,040.64
08-SF-032	COMMET	\$1,496.26	2/1/2010	AF OFFICER FUND CDA DA OFFICE GENERAL FUND LEAA ED FUND 15% MENDOCINO CO COMMET TF MENDOCINO CO NTF	\$275.56 \$14.96 \$149.63 \$359.10 \$145.89 \$413.34 \$137.78



State of California
ASSET FORFEITURE REPORT - 2010

Table 3

Admin Number	Docket Number	Amount Forfeited	Date Disbursed	Recipient	Amount Disbursed				
08-SF-053	UPD	\$19,448.80	10/5/2010	CDA	\$194.49				
				DA OFFICE	\$3,367.07				
				FORT BRAGG PD	\$1,422.19				
				GENERAL FUND	\$4,667.71				
				LEAA ED FUND 15%	\$3,160.43				
				MENDOCINO CO SO	\$1,422.19				
				UKIAH PD	\$2,370.34				
				UKIAH PD	\$1,422.19				
08-SF-083A	BNE	\$5,877.07	2/23/2010	WILLITS PD	\$1,422.19				
				AF OFFICER FUND	\$1,082.36				
				CA DOJ-BNE SACRAMENTO	\$1,082.36				
				CDA	\$58.77				
				DA OFFICE	\$587.71				
				FORT BRAGG PD	\$270.59				
				GENERAL FUND	\$1,410.50				
				LEAA ED FUND 15%	\$573.01				
				MENDOCINO CO SO	\$270.59				
				UKIAH PD	\$270.59				
				WILLITS PD	\$270.59				
				08-SF-083B	BNE	\$3,535.90	2/23/2010	AF OFFICER FUND	\$651.19
CA DOJ-BNE SACRAMENTO	\$651.19								
CDA	\$35.36								
DA OFFICE	\$353.59								
FORT BRAGG PD	\$162.80								
GENERAL FUND	\$848.62								
LEAA ED FUND 15%	\$344.75								
MENDOCINO CO SO	\$162.80								
UKIAH PD	\$162.80								
WILLITS PD	\$162.80								
08-SF-083C	BNE	\$100.00	2/23/2010					AF OFFICER FUND	\$18.41
								CA DOJ-BNE SACRAMENTO	\$18.42
				CDA	\$1.00				
				DA OFFICE	\$10.00				
				GENERAL FUND	\$24.00				
				LEAA ED FUND 15%	\$9.75				
				MENDOCINO CO COMMET	\$9.21				
				TF MENDOCINO CO NTF	\$9.21				
08-SF-109A	MCSO/BLM	\$20,559.90	3/2/2010	AF OFFICER FUND	\$3,786.45				
				CDA	\$205.60				
				CHP-GARBERVILLE	\$1,262.15				
				DA OFFICE	\$2,055.99				
				FORT BRAGG PD	\$946.61				



State of California
ASSET FORFEITURE REPORT - 2010

Table 3

Admin Number	Docket Number	Amount Forfeited	Date Disbursed	Recipient	Amount Disbursed
				GENERAL FUND	\$4,934.38
				LEAA ED FUND 15%	\$2,004.59
				MENDOCINO CO SO	\$1,262.15
				MENDOCINO CO SO	\$946.61
				OTHER	\$1,262.15
				UKIAH PD	\$946.61
				WILLITS PD	\$946.61
08-SF-109B	MCSO/BLM	\$1,250.00	3/2/2010		
				AF OFFICER FUND	\$230.21
				CDA A	\$12.50
				CHP-GARBERVILLE	\$76.73
				DA OFFICE	\$125.00
				GENERAL FUND	\$300.00
				LEAA ED FUND 15%	\$121.88
				MENDOCINO CO COMMET	\$115.11
				MENDOCINO CO SO	\$76.73
				OTHER	\$76.73
				TF MENDOCINO CO NTF	\$115.11
08-SF-109C	MCSO/BLM	\$1,600.00	3/2/2010		
				AF OFFICER FUND	\$294.67
				CDA A	\$16.00
				CHP-GARBERVILLE	\$98.22
				DA OFFICE	\$160.00
				GENERAL FUND	\$384.00
				LEAA ED FUND 15%	\$156.00
				MENDOCINO CO COMMET	\$147.33
				MENDOCINO CO SO	\$98.22
				OTHER	\$98.23
				TF MENDOCINO CO NTF	\$147.33
08-SF-116	WPD	\$24,710.02	2/23/2010		
				AF OFFICER FUND	\$4,550.76
				CDA A	\$247.10
				DA OFFICE	\$2,471.00
				FORT BRAGG PD	\$1,137.69
				GENERAL FUND	\$5,930.40
				LEAA ED FUND 15%	\$2,409.23
				MENDOCINO CO SO	\$1,137.69
				UKIAH PD	\$1,137.69
				WILLITS PD	\$4,550.77
				WILLITS PD	\$1,137.69
08-SF-118	MCSO/DA	\$15,755.45	11/8/2010		
				CDA A	\$157.55
				DA OFFICE	\$2,727.67
				FORT BRAGG PD	\$1,152.12
				GENERAL FUND	\$3,781.31
				LEAA ED FUND 15%	\$2,560.26
				MENDOCINO CO SO	\$1,920.18



State of California
ASSET FORFEITURE REPORT - 2010

Table 3

Admin Number	Docket Number	Amount Forfeited	Date Disbursed	Recipient	Amount Disbursed
				MENDOCINO CO SO	\$1,152.12
				UKIAH PD	\$1,152.12
				WILLITS PD	\$1,152.12
08-SF-141	TF	\$14,765.64	10/4/2010		
				CDA A	\$147.66
				CHP-GARBERVILLE	\$1,799.55
				DA OFFICE	\$2,556.30
				FORT BRAGG PD	\$1,079.74
				GENERAL FUND	\$3,543.75
				LEAA ED FUND 15%	\$2,399.42
				MENDOCINO CO SO	\$1,079.74
				UKIAH PD	\$1,079.74
				WILLITS PD	\$1,079.74
08-SF-142	TF	\$1,084.64	6/29/2010		
				AF OFFICER FUND	\$199.75
				CDA A	\$10.85
				CHP-GARBERVILLE	\$99.88
				DA OFFICE	\$108.46
				GENERAL FUND	\$260.31
				LEAA ED FUND 15%	\$105.75
				MENDOCINO CO COMMET	\$99.89
				TF MENDOCINO CO NTF	\$199.75
08-SF-146	MCSO	\$1,171.64	1/4/2010		
				AF OFFICER FUND	\$215.78
				CDA A	\$11.72
				DA OFFICE	\$117.16
				GENERAL FUND	\$281.19
				LEAA ED FUND 15%	\$114.23
				MENDOCINO CO COMMET	\$107.89
				MENDOCINO CO SO	\$215.78
				TF MENDOCINO CO NTF	\$107.89
08-SF-148	MCSO	\$14,615.04	5/25/2010		
				AF OFFICER FUND	\$2,691.60
				CDA A	\$146.15
				DA OFFICE	\$1,461.50
				FORT BRAGG PD	\$672.90
				GENERAL FUND	\$3,507.61
				LEAA ED FUND 15%	\$1,424.97
				MENDOCINO CO SO	\$2,691.61
				MENDOCINO CO SO	\$672.90
				UKIAH PD	\$672.90
				WILLITS PD	\$672.90
08-SF-155A	TF	\$1,145.39	2/23/2010		
				AF OFFICER FUND	\$210.94
				CDA A	\$11.45
				DA OFFICE	\$114.54
				GENERAL FUND	\$274.89



State of California
ASSET FORFEITURE REPORT - 2010

Table 3

Admin Number	Docket Number	Amount Forfeited	Date Disbursed	Recipient	Amount Disbursed
08-SF-155B	TF	\$969.56	2/23/2010	LEAA ED FUND 15%	\$111.68
				MENDOCINO CO COMMET	\$105.47
				TF MENDOCINO CO NTF	\$316.42
08-SF-155C	TF	\$3,023.17	2/23/2010	AF OFFICER FUND	\$178.56
				CDA A	\$9.70
				DA OFFICE	\$96.96
				GENERAL FUND	\$232.69
				LEAA ED FUND 15%	\$94.53
				MENDOCINO CO COMMET	\$89.28
				TF MENDOCINO CO NTF	\$267.84
08-SF-156B	MCSO	\$2,054.74	3/29/2010	AF OFFICER FUND	\$556.77
				CDA A	\$30.23
				DA OFFICE	\$302.32
				FORT BRAGG PD	\$139.19
				GENERAL FUND	\$725.56
				LEAA ED FUND 15%	\$294.76
				MENDOCINO CO SO	\$139.19
				TF MENDOCINO CO NTF	\$556.77
				UKIAH PD	\$139.19
				WILLITS PD	\$139.19
09-SF-015A	TF/CHP	\$8,560.91	8/17/2010	AF OFFICER FUND	\$378.42
				CDA A	\$20.55
				DA OFFICE	\$205.47
				FORT BRAGG PD	\$94.60
				GENERAL FUND	\$493.14
				LEAA ED FUND 15%	\$200.34
				MENDOCINO CO SO	\$378.42
				MENDOCINO CO SO	\$94.60
				UKIAH PD	\$94.60
				WILLITS PD	\$94.60
09-SF-020	MCSO/DA	\$18,762.91	6/29/2010	CDA A	\$85.61
				CHP-GARBERVILLE	\$1,043.36
				DA OFFICE	\$1,482.10
				FORT BRAGG PD	\$626.02
				GENERAL FUND	\$2,054.62
				LEAA ED FUND 15%	\$1,391.15
				MENDOCINO CO SO	\$626.01
UKIAH PD	\$626.02				
WILLITS PD	\$626.02				
09-SF-020	MCSO/DA	\$18,762.91	6/29/2010	AF OFFICER FUND	\$3,455.50
				CDA A	\$187.63
				DA OFFICE	\$1,876.29



State of California
ASSET FORFEITURE REPORT - 2010

Table 3

Admin Number	Docket Number	Amount Forfeited	Date Disbursed	Recipient	Amount Disbursed
				FORT BRAGG PD	\$863.87
				GENERAL FUND	\$4,503.10
				LEAA ED FUND 15%	\$1,829.38
				MENDOCINO CO SO	\$3,455.50
				MENDOCINO CO SO	\$863.88
				UKIAH PD	\$863.88
				WILLITS PD	\$863.88
09-SF-021	MCSO	\$62,971.91	7/12/2010		
				CDA	\$629.72
				DA OFFICE	\$10,902.01
				FORT BRAGG PD	\$4,604.82
				GENERAL FUND	\$15,113.26
				LEAA ED FUND 15%	\$10,232.94
				MENDOCINO CO SO	\$7,674.70
				MENDOCINO CO SO	\$4,604.82
				UKIAH PD	\$4,604.82
				WILLITS PD	\$4,604.82
09-SF-035	COMMET	\$5,194.56	2/16/2010		
				AF OFFICER FUND	\$956.66
				CDA	\$51.95
				DA OFFICE	\$519.46
				FORT BRAGG PD	\$239.16
				GENERAL FUND	\$1,246.69
				LEAA ED FUND 15%	\$506.47
				MENDOCINO CO COMMET	\$956.66
				MENDOCINO CO SO	\$239.17
				UKIAH PD	\$239.17
				WILLITS PD	\$239.17
09-SF-042A	COMMET	\$176.06	6/30/2010		
				AF OFFICER FUND	\$32.42
				CDA	\$1.76
				DA OFFICE	\$17.61
				GENERAL FUND	\$42.25
				LEAA ED FUND 15%	\$17.17
				MENDOCINO CO COMMET	\$48.63
				TF MENDOCINO CO NTF	\$16.22
09-SF-046	TF	\$22,053.82	4/19/2010		
				AF OFFICER FUND	\$4,061.58
				CDA	\$220.54
				DA OFFICE	\$2,205.38
				FORT BRAGG PD	\$1,015.39
				GENERAL FUND	\$5,292.92
				LEAA ED FUND 15%	\$2,150.25
				MENDOCINO CO SO	\$1,015.39
				TF MENDOCINO CO NTF	\$4,061.59
				UKIAH PD	\$1,015.39
				WILLITS PD	\$1,015.39



State of California
ASSET FORFEITURE REPORT - 2010

Table 3

Admin Number	Docket Number	Amount Forfeited	Date Disbursed	Recipient	Amount Disbursed
09-SF-046B	TF	\$3,000.00	4/19/2010	AF OFFICER FUND	\$552.49
				CDA A	\$30.00
				DA OFFICE	\$300.00
				FORT BRAGG PD	\$138.13
				GENERAL FUND	\$720.00
				LEAA ED FUND 15%	\$292.50
				MENDOCINO CO SO	\$138.13
				TF MENDOCINO CO NTF	\$552.49
				UKIAH PD	\$138.13
				WILLITS PD	\$138.13
09-SF-050	TF	\$2,791.06	2/17/2010	AF OFFICER FUND	\$514.01
				CDA A	\$27.91
				DA OFFICE	\$279.11
				FORT BRAGG PD	\$128.51
				GENERAL FUND	\$669.85
				LEAA ED FUND 15%	\$272.13
				MENDOCINO CO SO	\$128.51
				TF MENDOCINO CO NTF	\$514.01
				UKIAH PD	\$128.51
				WILLITS PD	\$128.51
09-SF-054	MCSO	\$18,351.06	12/3/2010	CDA A	\$183.51
				DA OFFICE	\$3,177.03
				FORT BRAGG PD	\$1,341.92
				GENERAL FUND	\$4,404.25
				LEAA ED FUND 15%	\$2,982.05
				MENDOCINO CO SO	\$2,236.54
				MENDOCINO CO SO	\$1,341.92
				UKIAH PD	\$1,341.92
				WILLITS PD	\$1,341.92
				09-SF-056	MCSO
CDA A	\$99.66				
DA OFFICE	\$996.61				
FORT BRAGG PD	\$458.85				
GENERAL FUND	\$2,391.85				
LEAA ED FUND 15%	\$971.69				
MENDOCINO CO SO	\$1,835.43				
MENDOCINO CO SO	\$458.85				
UKIAH PD	\$458.85				
WILLITS PD	\$458.85				
09-SF-065	TF	\$70,632.00	6/8/2010	AF OFFICER FUND	\$13,008.06
				CDA A	\$706.32
				DA OFFICE	\$7,063.20



State of California
ASSET FORFEITURE REPORT - 2010

Table 3

Admin Number	Docket Number	Amount Forfeited	Date Disbursed	Recipient	Amount Disbursed
				FORT BRAGG PD	\$3,252.02
				GENERAL FUND	\$16,951.68
				LEAA ED FUND 15%	\$6,886.62
				MENDOCINO CO SO	\$6,504.02
				MENDOCINO CO SO	\$3,252.02
				TF MENDOCINO CO NTF	\$6,504.02
				UKIAH PD	\$3,252.02
				WILLITS PD	\$3,252.02
09-SF-077	TF	\$27,217.93	11/30/2010		
				CDA A	\$272.18
				DA OFFICE	\$5,375.54
				FORT BRAGG PD	\$2,653.75
				GENERAL FUND	\$6,532.30
				LEAA ED FUND 15%	\$4,422.91
				MENDOCINO CO SO	\$2,653.75
				UKIAH PD	\$2,653.75
				WILLITS PD	\$2,653.75
09-SF-078	COMMET	\$7,067.93	1/4/2010		
				AF OFFICER FUND	\$1,301.68
				CDA A	\$70.68
				DA OFFICE	\$706.79
				FORT BRAGG PD	\$325.42
				GENERAL FUND	\$1,696.30
				LEAA ED FUND 15%	\$689.12
				MENDOCINO CO COMMET	\$1,301.68
				MENDOCINO CO SO	\$325.42
				UKIAH PD	\$325.42
				WILLITS PD	\$325.42
09-SF-081	TF	\$2,137.93	7/15/2010		
				CDA A	\$21.38
				DA OFFICE	\$422.24
				FORT BRAGG PD	\$208.45
				GENERAL FUND	\$513.10
				LEAA ED FUND 15%	\$347.41
				MENDOCINO CO SO	\$208.45
				UKIAH PD	\$208.45
				WILLITS PD	\$208.45
09-SF-084	TF	\$8,957.93	4/6/2010		
				AF OFFICER FUND	\$1,649.75
				CDA A	\$89.58
				CHP-GARBERVILLE	\$824.88
				DA OFFICE	\$895.79
				FORT BRAGG PD	\$412.44
				GENERAL FUND	\$2,149.90
				LEAA ED FUND 15%	\$873.40
				MENDOCINO CO SO	\$412.44
				TF MENDOCINO CO NTF	\$824.87



State of California
ASSET FORFEITURE REPORT - 2010

Table 3

Admin Number	Docket Number	Amount Forfeited	Date Disbursed	Recipient	Amount Disbursed
09-SF-086A	TF	\$36,167.40	3/8/2010	UKIAH PD	\$412.44
				WILLITS PD	\$412.44
				AF OFFICER FUND	\$6,660.83
				CDA A	\$361.67
				DA OFFICE	\$3,616.74
				FORT BRAGG PD	\$1,665.21
				GENERAL FUND	\$8,680.18
				LEAA ED FUND 15%	\$3,526.32
				MENDOCINO CO SO	\$1,665.20
				TF MENDOCINO CO NTF	\$6,660.83
09-SF-086B	TF	\$31,284.13	3/8/2010	UKIAH PD	\$1,665.21
				WILLITS PD	\$1,665.21
				AF OFFICER FUND	\$5,761.49
				CDA A	\$312.84
				DA OFFICE	\$3,128.41
				FORT BRAGG PD	\$1,440.38
				GENERAL FUND	\$7,508.19
				LEAA ED FUND 15%	\$3,050.20
				MENDOCINO CO SO	\$1,440.37
				TF MENDOCINO CO NTF	\$5,761.49
09-SF-086C	TF	\$61,772.98	3/8/2010	UKIAH PD	\$1,440.38
				WILLITS PD	\$1,440.38
				AF OFFICER FUND	\$11,376.52
				CDA A	\$617.73
				DA OFFICE	\$6,177.30
				FORT BRAGG PD	\$2,844.13
				GENERAL FUND	\$14,825.52
				LEAA ED FUND 15%	\$6,022.87
				MENDOCINO CO SO	\$2,844.13
				TF MENDOCINO CO NTF	\$11,376.52
09-SF-086D	TF	\$87,171.53	3/8/2010	UKIAH PD	\$2,844.13
				WILLITS PD	\$2,844.13
				AF OFFICER FUND	\$16,054.09
				CDA A	\$871.72
				DA OFFICE	\$8,717.15
				FORT BRAGG PD	\$4,013.52
				GENERAL FUND	\$20,921.17
				LEAA ED FUND 15%	\$8,499.22
				MENDOCINO CO SO	\$4,013.53
				TF MENDOCINO CO NTF	\$16,054.09
UKIAH PD	\$4,013.52				
WILLITS PD	\$4,013.52				



State of California
ASSET FORFEITURE REPORT - 2010

Table 3

Admin Number	Docket Number	Amount Forfeited	Date Disbursed	Recipient	Amount Disbursed
09-SF-086E	TF	\$218.10	3/8/2010	AF OFFICER FUND	\$40.17
				CDA A	\$2.18
				DA OFFICE	\$21.81
				GENERAL FUND	\$52.34
				LEAA ED FUND 15%	\$21.26
				MENDOCINO CO COMMET	\$20.08
				TF MENDOCINO CO NTF	\$60.26
09-SF-089	MCSO/TF	\$3,266.17	3/2/2010	AF OFFICER FUND	\$601.52
				CDA A	\$32.66
				DA OFFICE	\$326.62
				FORT BRAGG PD	\$150.38
				GENERAL FUND	\$783.88
				LEAA ED FUND 15%	\$318.45
				MENDOCINO CO SO	\$300.76
				MENDOCINO CO SO	\$150.38
				TF MENDOCINO CO NTF	\$300.76
				UKIAH PD	\$150.38
				WILLITS PD	\$150.38
09-SF-100	UPD	\$1,617.57	2/10/2010	AF OFFICER FUND	\$297.90
				CDA A	\$16.18
				DA OFFICE	\$161.76
				GENERAL FUND	\$388.22
				LEAA ED FUND 15%	\$157.71
				MENDOCINO CO COMMET	\$148.95
				TF MENDOCINO CO NTF	\$148.95
UKIAH PD	\$297.90				
09-SF-103	FBPD	\$338.00	4/8/2010	AF OFFICER FUND	\$62.25
				CDA A	\$3.38
				DA OFFICE	\$33.80
				FORT BRAGG PD	\$62.25
				GENERAL FUND	\$81.12
				LEAA ED FUND 15%	\$32.96
				MENDOCINO CO COMMET	\$31.12
TF MENDOCINO CO NTF	\$31.12				
09-SF-104	FBPD	\$147.30	1/12/2010	AF OFFICER FUND	\$27.13
				CDA A	\$1.47
				DA OFFICE	\$14.73
				FORT BRAGG PD	\$27.13
				GENERAL FUND	\$35.35
				LEAA ED FUND 15%	\$14.36
				MENDOCINO CO COMMET	\$13.56
TF MENDOCINO CO NTF	\$13.57				



State of California
ASSET FORFEITURE REPORT - 2010

Table 3

Admin Number	Docket Number	Amount Forfeited	Date Disbursed	Recipient	Amount Disbursed
09-SF-116A	TF/MCSO	\$12,962.05	3/1/2010	AF OFFICER FUND	\$2,387.18
				CDA A	\$129.62
				DA OFFICE	\$1,296.21
				FORT BRAGG PD	\$596.79
				GENERAL FUND	\$3,110.89
				LEAA ED FUND 15%	\$1,263.80
				MENDOCINO CO SO	\$2,387.19
				MENDOCINO CO SO	\$596.79
				UKIAH PD	\$596.79
				WILLITS PD	\$596.79
09-SF-119	TF	\$6,408.62	5/12/2010	AF OFFICER FUND	\$1,180.26
				CDA A	\$64.09
				DA OFFICE	\$640.86
				FORT BRAGG PD	\$295.06
				GENERAL FUND	\$1,538.07
				LEAA ED FUND 15%	\$624.84
				MENDOCINO CO SO	\$295.06
				TF MENDOCINO CO NTF	\$1,180.26
				UKIAH PD	\$295.06
				WILLITS PD	\$295.06
09-SF-123A	TF	\$2,042.05	7/15/2010	CDA A	\$20.42
				DA OFFICE	\$204.21
				GENERAL FUND	\$490.09
				LEAA ED FUND 15%	\$331.83
				MENDOCINO CO COMMET	\$497.75
				TF MENDOCINO CO NTF	\$497.75
09-SF-125	UPD	\$109,821.80	5/4/2010	AF OFFICER FUND	\$20,225.51
				CDA A	\$1,098.22
				DA OFFICE	\$10,982.18
				FORT BRAGG PD	\$5,056.38
				GENERAL FUND	\$26,357.23
				LEAA ED FUND 15%	\$10,707.63
				MENDOCINO CO SO	\$5,056.38
				UKIAH PD	\$20,225.51
				UKIAH PD	\$5,056.38
				WILLITS PD	\$5,056.38
09-SF-126	MCSO	\$4,855.76	5/25/2010	AF OFFICER FUND	\$894.26
				CDA A	\$48.56
				DA OFFICE	\$485.58
				FORT BRAGG PD	\$223.57
				GENERAL FUND	\$1,165.38
				LEAA ED FUND 15%	\$473.44



State of California
ASSET FORFEITURE REPORT - 2010

Table 3

Admin Number	Docket Number	Amount Forfeited	Date Disbursed	Recipient	Amount Disbursed
				MENDOCINO CO SO	\$894.26
				MENDOCINO CO SO	\$223.57
				UKIAH PD	\$223.57
				WILLITS PD	\$223.57
09-SF-128	WPD	\$23,209.15	5/10/2010		
				AF OFFICER FUND	\$4,274.35
				CDA A	\$232.09
				DA OFFICE	\$2,320.92
				FORT BRAGG PD	\$1,068.59
				GENERAL FUND	\$5,570.20
				LEAA ED FUND 15%	\$2,262.89
				MENDOCINO CO SO	\$1,068.59
				UKIAH PD	\$1,068.59
				WILLITS PD	\$4,274.34
				WILLITS PD	\$1,068.59
09-SF-129	WPD	\$1,375.58	2/10/2010		
				AF OFFICER FUND	\$253.34
				CDA A	\$13.76
				DA OFFICE	\$137.56
				GENERAL FUND	\$330.14
				LEAA ED FUND 15%	\$134.12
				MENDOCINO CO COMMET	\$126.66
				TF MENDOCINO CO NTF	\$126.66
				WILLITS PD	\$253.34
09-SF-130	MCSO	\$1,207.58	11/29/2010		
				CDA A	\$12.08
				DA OFFICE	\$120.76
				GENERAL FUND	\$289.82
				LEAA ED FUND 15%	\$196.23
				MENDOCINO CO COMMET	\$220.76
				MENDOCINO CO SO	\$147.17
				TF MENDOCINO CO NTF	\$220.76
09-SF-131	MCSO	\$5,622.58	11/29/2010		
				CDA A	\$56.23
				DA OFFICE	\$973.41
				FORT BRAGG PD	\$411.15
				GENERAL FUND	\$1,349.42
				LEAA ED FUND 15%	\$913.67
				MENDOCINO CO SO	\$685.25
				MENDOCINO CO SO	\$411.15
				UKIAH PD	\$411.15
				WILLITS PD	\$411.15
09-SF-134	TF	\$2,457.57	5/4/2010		
				AF OFFICER FUND	\$452.60
				CDA A	\$24.58
				DA OFFICE	\$245.76
				FORT BRAGG PD	\$113.15



State of California
ASSET FORFEITURE REPORT - 2010

Table 3

Admin Number	Docket Number	Amount Forfeited	Date Disbursed	Recipient	Amount Disbursed
				GENERAL FUND	\$589.82
				LEAA ED FUND 15%	\$239.61
				MENDOCINO CO SO	\$113.15
				TF MENDOCINO CO NTF	\$452.60
				UKIAH PD	\$113.15
				WILLITS PD	\$113.15
09-SF-138	TF	\$10,599.30	2/23/2010		
				AF OFFICER FUND	\$1,952.04
				CDA A	\$105.99
				DA OFFICE	\$1,059.93
				FORT BRAGG PD	\$488.01
				GENERAL FUND	\$2,543.83
				LEAA ED FUND 15%	\$1,033.43
				MENDOCINO CO SO	\$488.01
				TF MENDOCINO CO NTF	\$1,952.04
				UKIAH PD	\$488.01
				WILLITS PD	\$488.01
09-SF-144	COMMET	\$4,473.81	2/24/2010		
				AF OFFICER FUND	\$823.93
				CDA A	\$44.74
				DA OFFICE	\$447.38
				FORT BRAGG PD	\$205.98
				GENERAL FUND	\$1,073.71
				LEAA ED FUND 15%	\$436.20
				MENDOCINO CO COMMET	\$823.93
				MENDOCINO CO SO	\$205.98
				UKIAH PD	\$205.98
				WILLITS PD	\$205.98
09-SF-145	COMMET	\$1,073.30	2/24/2010		
				AF OFFICER FUND	\$197.67
				CDA A	\$10.73
				DA OFFICE	\$107.33
				GENERAL FUND	\$257.59
				LEAA ED FUND 15%	\$104.65
				MENDOCINO CO COMMET	\$296.50
				TF MENDOCINO CO NTF	\$98.83
09-SF-146	COMMET	\$495.30	1/4/2010		
				AF OFFICER FUND	\$91.22
				CDA A	\$4.95
				DA OFFICE	\$49.53
				GENERAL FUND	\$118.87
				LEAA ED FUND 15%	\$48.29
				MENDOCINO CO COMMET	\$136.83
				TF MENDOCINO CO NTF	\$45.61
09-SF-149	COMMET	\$1,970.30	1/4/2010		
				AF OFFICER FUND	\$362.86
				CDA A	\$19.70



State of California
ASSET FORFEITURE REPORT - 2010

Table 3

Admin Number	Docket Number	Amount Forfeited	Date Disbursed	Recipient	Amount Disbursed
				DA OFFICE	\$197.03
				FORT BRAGG PD	\$90.72
				GENERAL FUND	\$472.87
				LEAA ED FUND 15%	\$192.10
				MENDOCINO CO COMMET	\$362.86
				MENDOCINO CO SO	\$90.72
				UKIAH PD	\$90.72
				WILLITS PD	\$90.72
09-SF-150	TF	\$1,220.30	1/4/2010		
				AF OFFICER FUND	\$224.74
				CDA A	\$12.20
				DA OFFICE	\$122.03
				GENERAL FUND	\$292.87
				LEAA ED FUND 15%	\$118.98
				MENDOCINO CO COMMET	\$112.37
				TF MENDOCINO CO NTF	\$337.11
09-SF-151	MCSO/TF	\$97,880.40	11/29/2010		
				CDA A	\$978.80
				DA OFFICE	\$16,945.54
				FORT BRAGG PD	\$7,157.50
				GENERAL FUND	\$23,491.30
				LEAA ED FUND 15%	\$15,905.57
				MENDOCINO CO SO	\$11,929.19
				MENDOCINO CO SO	\$7,157.50
				UKIAH PD	\$7,157.50
				WILLITS PD	\$7,157.50
09-SF-153	WPD	\$1,910.40	7/27/2010		
				CDA A	\$19.10
				DA OFFICE	\$191.04
				GENERAL FUND	\$458.50
				LEAA ED FUND 15%	\$310.44
				MENDOCINO CO COMMET	\$349.25
				TF MENDOCINO CO NTF	\$349.25
				WILLITS PD	\$232.82
09-SF-154	WPD	\$931.40	1/7/2010		
				AF OFFICER FUND	\$171.53
				CDA A	\$9.31
				DA OFFICE	\$93.14
				GENERAL FUND	\$223.54
				LEAA ED FUND 15%	\$90.81
				MENDOCINO CO COMMET	\$85.77
				TF MENDOCINO CO NTF	\$85.77
				WILLITS PD	\$171.53
09-SF-158	09-SF-158	\$49,441.00	2/16/2010		
				AF OFFICER FUND	\$9,105.38
				CDA A	\$494.41
				DA OFFICE	\$4,944.10



State of California
ASSET FORFEITURE REPORT - 2010

Table 3

Admin Number	Docket Number	Amount Forfeited	Date Disbursed	Recipient	Amount Disbursed
				FORT BRAGG PD	\$2,276.35
				GENERAL FUND	\$11,865.84
				LEAA ED FUND 15%	\$4,820.50
				MENDOCINO CO SO	\$9,105.37
				MENDOCINO CO SO	\$2,276.35
				UKIAH PD	\$2,276.35
				WILLITS PD	\$2,276.35
09-SF-161	COMMET	\$2,160.40	7/15/2010		
				CDA A	\$21.60
				DA OFFICE	\$216.04
				GENERAL FUND	\$518.50
				LEAA ED FUND 15%	\$351.07
				MENDOCINO CO COMMET	\$658.25
				TF MENDOCINO CO NTF	\$394.94
09-SF-162A	COMMET	\$3,295.45	6/28/2010		
				AF OFFICER FUND	\$606.91
				CDA A	\$32.95
				DA OFFICE	\$329.55
				FORT BRAGG PD	\$151.73
				GENERAL FUND	\$790.91
				LEAA ED FUND 15%	\$321.31
				MENDOCINO CO COMMET	\$303.45
				MENDOCINO CO SO	\$151.73
				UKIAH PD	\$151.73
				VACAVILLE PD	\$303.45
				WILLITS PD	\$151.73
09-SF-165	TF	\$1,657.97	3/4/2010		
				AF OFFICER FUND	\$305.34
				CDA A	\$16.58
				DA OFFICE	\$165.80
				GENERAL FUND	\$397.91
				LEAA ED FUND 15%	\$161.65
				MENDOCINO CO COMMET	\$152.68
				TF MENDOCINO CO NTF	\$458.01
09-SF-166	WPD	\$2,582.57	2/11/2010		
				AF OFFICER FUND	\$475.61
				CDA A	\$25.83
				DA OFFICE	\$258.26
				FORT BRAGG PD	\$118.91
				GENERAL FUND	\$619.82
				LEAA ED FUND 15%	\$251.80
				MENDOCINO CO SO	\$118.91
				UKIAH PD	\$118.91
				WILLITS PD	\$475.61
				WILLITS PD	\$118.91
09-SF-167	WPD	\$100.57	7/15/2010		
				CDA A	\$1.01



State of California
ASSET FORFEITURE REPORT - 2010

Table 3

Admin Number	Docket Number	Amount Forfeited	Date Disbursed	Recipient	Amount Disbursed
				DA OFFICE	\$10.06
				GENERAL FUND	\$24.14
				LEAA ED FUND 15%	\$16.34
				MENDOCINO CO COMMET	\$18.38
				TF MENDOCINO CO NTF	\$18.38
				WILLITS PD	\$12.26
09-SF-169	TF	\$957.57	2/10/2010		
				AF OFFICER FUND	\$176.35
				CDA A	\$9.58
				CHP-UKIAH	\$88.18
				DA OFFICE	\$95.76
				GENERAL FUND	\$229.82
				LEAA ED FUND 15%	\$93.36
				MENDOCINO CO COMMET	\$88.17
				TF MENDOCINO CO NTF	\$176.35
09-SF-170A	MCSO	\$2,513.57	2/10/2010		
				AF OFFICER FUND	\$462.91
				CDA A	\$25.14
				DA OFFICE	\$251.36
				FORT BRAGG PD	\$115.73
				GENERAL FUND	\$603.26
				LEAA ED FUND 15%	\$245.07
				MENDOCINO CO SO	\$462.91
				MENDOCINO CO SO	\$115.73
				UKIAH PD	\$115.73
				WILLITS PD	\$115.73
09-SF-170B	MCSO	\$890.00	2/10/2010		
				AF OFFICER FUND	\$163.91
				CDA A	\$8.90
				DA OFFICE	\$89.00
				GENERAL FUND	\$213.60
				LEAA ED FUND 15%	\$86.78
				MENDOCINO CO COMMET	\$81.95
				MENDOCINO CO SO	\$163.91
				TF MENDOCINO CO NTF	\$81.95
09-SF-170C	MCSO	\$516.00	2/10/2010		
				AF OFFICER FUND	\$95.03
				CDA A	\$5.16
				DA OFFICE	\$51.60
				GENERAL FUND	\$123.84
				LEAA ED FUND 15%	\$50.31
				MENDOCINO CO COMMET	\$47.52
				MENDOCINO CO SO	\$95.03
				TF MENDOCINO CO NTF	\$47.51
09-SF-170D	MCSO	\$992.00	2/10/2010		
				AF OFFICER FUND	\$182.69
				CDA A	\$9.92



State of California
ASSET FORFEITURE REPORT - 2010

Table 3

Admin Number	Docket Number	Amount Forfeited	Date Disbursed	Recipient	Amount Disbursed
				DA OFFICE	\$99.20
				GENERAL FUND	\$238.08
				LEAA ED FUND 15%	\$96.72
				MENDOCINO CO COMMET	\$91.35
				MENDOCINO CO SO	\$182.69
				TF MENDOCINO CO NTF	\$91.35
09-SF-170E	MCSO	\$2,510.00	2/10/2010		
				AF OFFICER FUND	\$462.26
				CDA A	\$25.10
				DA OFFICE	\$251.00
				FORT BRAGG PD	\$115.56
				GENERAL FUND	\$602.40
				LEAA ED FUND 15%	\$244.73
				MENDOCINO CO SO	\$462.27
				MENDOCINO CO SO	\$115.56
				UKIAH PD	\$115.56
				WILLITS PD	\$115.56
09-SF-171	MCSO	\$10,412.57	11/19/2010		
				CDA A	\$104.13
				DA OFFICE	\$1,802.68
				FORT BRAGG PD	\$761.42
				GENERAL FUND	\$2,499.02
				LEAA ED FUND 15%	\$1,692.04
				MENDOCINO CO SO	\$1,269.02
				MENDOCINO CO SO	\$761.42
				UKIAH PD	\$761.42
				WILLITS PD	\$761.42
09-SF-171B	MCSO	\$2,500.00	11/19/2010		
				CDA A	\$25.00
				DA OFFICE	\$250.00
				GENERAL FUND	\$600.00
				LEAA ED FUND 15%	\$406.25
				MENDOCINO CO COMMET	\$457.03
				MENDOCINO CO SO	\$304.69
				TF MENDOCINO CO NTF	\$457.03
09-SF-172	TF	\$7,171.80	4/13/2010		
				AF OFFICER FUND	\$1,320.81
				CDA A	\$71.72
				DA OFFICE	\$717.18
				FORT BRAGG PD	\$330.20
				GENERAL FUND	\$1,721.23
				LEAA ED FUND 15%	\$699.25
				MENDOCINO CO SO	\$330.20
				TF MENDOCINO CO NTF	\$1,320.81
				UKIAH PD	\$330.20
				WILLITS PD	\$330.20



State of California
ASSET FORFEITURE REPORT - 2010

Table 3

Admin Number	Docket Number	Amount Forfeited	Date Disbursed	Recipient	Amount Disbursed				
09-SF-173	CHP/TF	\$34,945.55	6/17/2010	AF OFFICER FUND	\$6,435.81				
				CDA	\$349.46				
				CHP-GARBERVILLE	\$3,217.90				
				DA OFFICE	\$3,494.56				
				FORT BRAGG PD	\$1,608.95				
				GENERAL FUND	\$8,386.93				
				LEAA ED FUND 15%	\$3,407.19				
				MENDOCINO CO SO	\$1,608.95				
				TF MENDOCINO CO NTF	\$3,217.90				
				UKIAH PD	\$1,608.95				
WILLITS PD	\$1,608.95								
09-SF-174A	CHP/TF	\$4,904.55	11/29/2010	CDA	\$49.05				
				CHP-UKIAH	\$597.74				
				DA OFFICE	\$849.11				
				FORT BRAGG PD	\$358.64				
				GENERAL FUND	\$1,177.09				
				LEAA ED FUND 15%	\$796.99				
				MENDOCINO CO SO	\$358.65				
				UKIAH PD	\$358.64				
				WILLITS PD	\$358.64				
				09-SF-174B	CHP/TF	\$1,650.00	11/29/2010	CDA	\$16.50
				CHP-UKIAH	\$201.09				
				DA OFFICE	\$165.00				
				GENERAL FUND	\$396.00				
				LEAA ED FUND 15%	\$268.13				
				MENDOCINO CO COMMET	\$301.64				
				TF MENDOCINO CO NTF	\$301.64				
09-SF-174C	CHP/TF	\$2,625.00	11/29/2010	CDA	\$26.25				
				CHP-UKIAH	\$319.93				
				DA OFFICE	\$262.50				
				GENERAL FUND	\$630.00				
				LEAA ED FUND 15%	\$426.56				
				MENDOCINO CO COMMET	\$479.88				
				TF MENDOCINO CO NTF	\$479.88				
				09-SF-175	TF	\$2,345.55	7/15/2010	CDA	\$23.46
								DA OFFICE	\$463.25
								FORT BRAGG PD	\$228.69
				GENERAL FUND	\$562.93				
				LEAA ED FUND 15%	\$381.15				
				MENDOCINO CO SO	\$228.69				
				UKIAH PD	\$228.69				
				WILLITS PD	\$228.69				



State of California
ASSET FORFEITURE REPORT - 2010

Table 3

Admin Number	Docket Number	Amount Forfeited	Date Disbursed	Recipient	Amount Disbursed
09-SF-176	MCSO	\$2,168.55	3/11/2010	AF OFFICER FUND	\$399.38
				CDA A	\$21.69
				DA OFFICE	\$216.86
				FORT BRAGG PD	\$99.84
				GENERAL FUND	\$520.45
				LEAA ED FUND 15%	\$211.43
				MENDOCINO CO SO	\$399.38
				MENDOCINO CO SO	\$99.84
				UKIAH PD	\$99.84
				WILLITS PD	\$99.84
09-SF-177	MCSO	\$29,810.96	5/27/2010	AF OFFICER FUND	\$5,490.19
				CDA A	\$298.11
				DA OFFICE	\$2,981.10
				FORT BRAGG PD	\$1,372.54
				GENERAL FUND	\$7,154.63
				LEAA ED FUND 15%	\$2,906.57
				MENDOCINO CO SO	\$5,490.19
				MENDOCINO CO SO	\$1,372.55
				UKIAH PD	\$1,372.54
				WILLITS PD	\$1,372.54
09-SF-178	WPD	\$11,010.51	3/15/2010	AF OFFICER FUND	\$2,027.77
				CDA A	\$110.11
				DA OFFICE	\$1,101.05
				FORT BRAGG PD	\$506.94
				GENERAL FUND	\$2,642.52
				LEAA ED FUND 15%	\$1,073.52
				MENDOCINO CO SO	\$506.94
				UKIAH PD	\$506.94
				WILLITS PD	\$2,027.78
				WILLITS PD	\$506.94
10-SF-001	TF/MCSO	\$2,043.40	4/13/2010	AF OFFICER FUND	\$376.33
				CDA A	\$20.43
				DA OFFICE	\$204.34
				FORT BRAGG PD	\$94.08
				GENERAL FUND	\$490.42
				LEAA ED FUND 15%	\$199.23
				MENDOCINO CO SO	\$94.08
				TF MENDOCINO CO NTF	\$376.33
				UKIAH PD	\$94.08
				WILLITS PD	\$94.08
10-SF-003	TF/UPD	\$5,120.60	4/15/2010	AF OFFICER FUND	\$943.05
				CDA A	\$51.21



State of California
ASSET FORFEITURE REPORT - 2010

Table 3

Admin Number	Docket Number	Amount Forfeited	Date Disbursed	Recipient	Amount Disbursed
				DA OFFICE	\$512.06
				FORT BRAGG PD	\$235.76
				GENERAL FUND	\$1,228.94
				LEAA ED FUND 15%	\$499.26
				MENDOCINO CO SO	\$235.76
				TF MENDOCINO CO NTF	\$471.52
				UKIAH PD	\$471.52
				UKIAH PD	\$235.76
				WILLITS PD	\$235.76
10-SF-004	TF/MCSO	\$5,187.39	12/3/2010		
				CDA A	\$51.87
				DA OFFICE	\$1,024.51
				FORT BRAGG PD	\$505.78
				GENERAL FUND	\$1,244.97
				LEAA ED FUND 15%	\$842.95
				MENDOCINO CO SO	\$505.77
				UKIAH PD	\$505.77
				WILLITS PD	\$505.77
10-SF-005	TF	\$10,695.60	4/15/2010		
				AF OFFICER FUND	\$1,969.78
				CDA A	\$106.96
				DA OFFICE	\$1,069.56
				FORT BRAGG PD	\$492.44
				GENERAL FUND	\$2,566.94
				LEAA ED FUND 15%	\$1,042.82
				MENDOCINO CO SO	\$492.44
				TF MENDOCINO CO NTF	\$1,969.78
				UKIAH PD	\$492.44
				WILLITS PD	\$492.44
10-SF-009	TF	\$6,061.00	5/13/2010		
				AF OFFICER FUND	\$1,116.23
				CDA A	\$60.61
				DA OFFICE	\$606.10
				FORT BRAGG PD	\$279.06
				GENERAL FUND	\$1,454.64
				LEAA ED FUND 15%	\$590.95
				MENDOCINO CO SO	\$279.06
				TF MENDOCINO CO NTF	\$1,116.23
				UKIAH PD	\$279.06
				WILLITS PD	\$279.06
10-SF-010	TF	\$7,278.16	4/29/2010		
				AF OFFICER FUND	\$1,340.39
				CDA A	\$72.78
				DA OFFICE	\$727.82
				FORT BRAGG PD	\$335.10
				GENERAL FUND	\$1,746.76
				LEAA ED FUND 15%	\$709.62



State of California
ASSET FORFEITURE REPORT - 2010

Table 3

Admin Number	Docket Number	Amount Forfeited	Date Disbursed	Recipient	Amount Disbursed
10-SF-012	WPD	\$9,683.60	5/3/2010	MENDOCINO CO SO	\$335.10
				TF MENDOCINO CO NTF	\$1,340.39
				UKIAH PD	\$335.10
				WILLITS PD	\$335.10
				AF OFFICER FUND	\$1,783.39
				CDA A	\$96.84
				DA OFFICE	\$968.36
				FORT BRAGG PD	\$445.85
				GENERAL FUND	\$2,324.06
				LEAA ED FUND 15%	\$944.15
10-SF-013	WPD	\$2,748.60	5/3/2010	MENDOCINO CO SO	\$445.85
				UKIAH PD	\$445.85
				WILLITS PD	\$1,783.40
				WILLITS PD	\$445.85
				AF OFFICER FUND	\$506.20
				CDA A	\$27.49
				DA OFFICE	\$274.86
				FORT BRAGG PD	\$126.55
				GENERAL FUND	\$659.66
				LEAA ED FUND 15%	\$267.99
10-SF-014	TF	\$2,595.60	5/13/2010	MENDOCINO CO SO	\$126.55
				UKIAH PD	\$126.55
				WILLITS PD	\$506.20
				WILLITS PD	\$126.55
				AF OFFICER FUND	\$478.02
				CDA A	\$25.96
				DA OFFICE	\$259.56
				FORT BRAGG PD	\$119.51
				GENERAL FUND	\$622.94
				LEAA ED FUND 15%	\$253.07
10-SF-015	TF/MCSO	\$4,982.60	5/13/2010	MENDOCINO CO SO	\$119.51
				TF MENDOCINO CO NTF	\$478.01
				UKIAH PD	\$119.51
				WILLITS PD	\$119.51
				AF OFFICER FUND	\$917.62
				CDA A	\$49.83
				DA OFFICE	\$498.26
				FORT BRAGG PD	\$229.41
				GENERAL FUND	\$1,195.82
				LEAA ED FUND 15%	\$485.80
MENDOCINO CO SO	\$229.41				
TF MENDOCINO CO NTF	\$917.63				
UKIAH PD	\$229.41				



State of California
ASSET FORFEITURE REPORT - 2010

Table 3

Admin Number	Docket Number	Amount Forfeited	Date Disbursed	Recipient	Amount Disbursed
10-SF-017	MCSO/TF	\$16,671.03	5/20/2010	WILLITS PD	\$229.41
				AF OFFICER FUND	\$3,070.25
				CDA A	\$166.71
				DA OFFICE	\$1,667.10
				FORT BRAGG PD	\$767.56
				GENERAL FUND	\$4,001.05
				LEAA ED FUND 15%	\$1,625.43
				MENDOCINO CO SO	\$1,535.12
				MENDOCINO CO SO	\$767.56
				TF MENDOCINO CO NTF	\$1,535.13
				UKIAH PD	\$767.56
				WILLITS PD	\$767.56
				10-SF-018A	COMMET
DA OFFICE	\$135.08				
GENERAL FUND	\$324.19				
LEAA ED FUND 15%	\$219.51				
MENDOCINO CO COMMET	\$411.57				
TF MENDOCINO CO NTF	\$246.94				
10-SF-019	TF	\$827.40	5/20/2010	AF OFFICER FUND	\$152.38
				CDA A	\$8.27
				DA OFFICE	\$82.74
				GENERAL FUND	\$198.58
				LEAA ED FUND 15%	\$80.67
				MENDOCINO CO COMMET	\$76.19
				TF MENDOCINO CO NTF	\$228.57
10-SF-022	WPD	\$4,534.86	7/15/2010	CDA A	\$45.35
				DA OFFICE	\$785.10
				FORT BRAGG PD	\$331.61
				GENERAL FUND	\$1,088.37
				LEAA ED FUND 15%	\$736.91
				MENDOCINO CO SO	\$331.61
				UKIAH PD	\$331.61
				WILLITS PD	\$552.69
				WILLITS PD	\$331.61
				10-SF-023	WPD
DA OFFICE	\$1,918.12				
FORT BRAGG PD	\$810.18				
GENERAL FUND	\$2,659.05				
LEAA ED FUND 15%	\$1,800.40				
MENDOCINO CO SO	\$810.17				
UKIAH PD	\$810.17				
WILLITS PD	\$1,350.30				



State of California
ASSET FORFEITURE REPORT - 2010

Table 3

Admin Number	Docket Number	Amount Forfeited	Date Disbursed	Recipient	Amount Disbursed
10-SF-024	WPD	\$404.36	6/17/2010	WILLITS PD	\$810.18
				AF OFFICER FUND	\$74.47
				CDA A	\$4.04
				DA OFFICE	\$40.44
				GENERAL FUND	\$97.05
				LEAA ED FUND 15%	\$39.43
				MENDOCINO CO COMMET	\$37.23
				TF MENDOCINO CO NTF	\$37.23
10-SF-025	WPD	\$1,360.36	6/17/2010	WILLITS PD	\$74.47
				AF OFFICER FUND	\$250.53
				CDA A	\$13.60
				DA OFFICE	\$136.04
				GENERAL FUND	\$326.49
				LEAA ED FUND 15%	\$132.64
				MENDOCINO CO COMMET	\$125.26
				TF MENDOCINO CO NTF	\$125.27
10-SF-026	WPD	\$1,384.36	6/17/2010	WILLITS PD	\$250.53
				AF OFFICER FUND	\$254.95
				CDA A	\$13.84
				DA OFFICE	\$138.44
				GENERAL FUND	\$332.25
				LEAA ED FUND 15%	\$134.98
				MENDOCINO CO COMMET	\$127.47
				TF MENDOCINO CO NTF	\$127.48
10-SF-027	COMMET	\$1,264.36	6/17/2010	WILLITS PD	\$254.95
				AF OFFICER FUND	\$232.85
				CDA A	\$12.64
				DA OFFICE	\$126.44
				GENERAL FUND	\$303.45
				LEAA ED FUND 15%	\$123.28
				MENDOCINO CO COMMET	\$349.28
				TF MENDOCINO CO NTF	\$116.42
10-SF-028	TF	\$10,664.36	11/30/2010	WILLITS PD	\$1,039.77
				CDA A	\$106.64
				DA OFFICE	\$2,106.22
				FORT BRAGG PD	\$1,039.78
				GENERAL FUND	\$2,559.45
				LEAA ED FUND 15%	\$1,732.96
				MENDOCINO CO SO	\$1,039.77
				UKIAH PD	\$1,039.77
10-SF-030	TF	\$1,464.36	11/29/2010	WILLITS PD	\$1,039.77
				CDA A	\$14.64



State of California
ASSET FORFEITURE REPORT - 2010

Table 3

Admin Number	Docket Number	Amount Forfeited	Date Disbursed	Recipient	Amount Disbursed
				DA OFFICE	\$146.44
				GENERAL FUND	\$351.45
				LEAA ED FUND 15%	\$237.96
				MENDOCINO CO COMMET	\$356.93
				TF MENDOCINO CO NTF	\$356.94
10-SF-031	COMMET	\$934.36	6/17/2010		
				AF OFFICER FUND	\$172.08
				CDA A	\$9.34
				DA OFFICE	\$93.44
				GENERAL FUND	\$224.25
				LEAA ED FUND 15%	\$91.10
				MENDOCINO CO COMMET	\$258.12
				TF MENDOCINO CO NTF	\$86.03
10-SF-032	TF	\$1,806.80	7/14/2010		
				CDA A	\$18.07
				DA OFFICE	\$474.29
				GENERAL FUND	\$433.63
				MENDOCINO CO COMMET	\$440.40
				TF MENDOCINO CO NTF	\$440.41
10-SF-034	TF/FBPD	\$3,913.00	7/22/2010		
				CDA A	\$39.13
				DA OFFICE	\$677.44
				FORT BRAGG PD	\$476.89
				FORT BRAGG PD	\$286.14
				GENERAL FUND	\$939.12
				LEAA ED FUND 15%	\$635.86
				MENDOCINO CO SO	\$286.14
				UKIAH PD	\$286.14
				WILLITS PD	\$286.14
10-SF-035	TF/MCSO	\$650.00	7/22/2010		
				CDA A	\$6.50
				DA OFFICE	\$65.00
				GENERAL FUND	\$156.00
				LEAA ED FUND 15%	\$105.63
				MENDOCINO CO COMMET	\$118.83
				MENDOCINO CO SO	\$79.21
				TF MENDOCINO CO NTF	\$118.83
10-SF-036	MCSO	\$2,427.40	9/8/2010		
				CDA A	\$24.27
				DA OFFICE	\$242.74
				GENERAL FUND	\$582.58
				LEAA ED FUND 15%	\$394.45
				MENDOCINO CO COMMET	\$443.76
				MENDOCINO CO SO	\$295.84
				TF MENDOCINO CO NTF	\$443.76
10-SF-037	TF	\$1,095.40	8/12/2010		
				CDA A	\$10.95



State of California
ASSET FORFEITURE REPORT - 2010

Table 3

Admin Number	Docket Number	Amount Forfeited	Date Disbursed	Recipient	Amount Disbursed
10-SF-038	TF	\$3,927.40	8/16/2010	DA OFFICE	\$109.54
				GENERAL FUND	\$262.90
				LEAA ED FUND 15%	\$178.00
				MENDOCINO CO COMMET	\$267.00
				TF MENDOCINO CO NTF	\$267.01
10-SF-039	MCSO	\$8,957.57	10/21/2010	CDA A	\$39.27
				DA OFFICE	\$775.66
				FORT BRAGG PD	\$382.92
				GENERAL FUND	\$942.58
				LEAA ED FUND 15%	\$638.20
				MENDOCINO CO SO	\$382.93
				UKIAH PD	\$382.92
				WILLITS PD	\$382.92
10-SF-040	MCSO	\$5,194.57	9/9/2010	CDA A	\$89.58
				DA OFFICE	\$1,550.78
				FORT BRAGG PD	\$655.02
				GENERAL FUND	\$2,149.82
				LEAA ED FUND 15%	\$1,455.61
				MENDOCINO CO SO	\$1,091.70
				MENDOCINO CO SO	\$655.02
				UKIAH PD	\$655.02
10-SF-044	TF	\$1,593.57	9/9/2010	WILLITS PD	\$655.02
				CDA A	\$51.95
				DA OFFICE	\$899.31
				FORT BRAGG PD	\$379.85
				GENERAL FUND	\$1,246.70
				LEAA ED FUND 15%	\$844.12
				MENDOCINO CO SO	\$633.09
				MENDOCINO CO SO	\$379.85
10-SF-045	MCSO	\$5,383.71	12/17/2010	UKIAH PD	\$379.85
				WILLITS PD	\$379.85
				CDA A	\$15.94
				DA OFFICE	\$159.36
				GENERAL FUND	\$382.46
				LEAA ED FUND 15%	\$258.96
				MENDOCINO CO COMMET	\$388.42
				TF MENDOCINO CO NTF	\$388.43
				CDA A	\$53.84
				DA OFFICE	\$932.05
				FORT BRAGG PD	\$393.68
				GENERAL FUND	\$1,292.09
				LEAA ED FUND 15%	\$874.85



State of California
ASSET FORFEITURE REPORT - 2010

Table 3

Admin Number	Docket Number	Amount Forfeited	Date Disbursed	Recipient	Amount Disbursed
				MENDOCINO CO SO	\$656.16
				MENDOCINO CO SO	\$393.68
				UKIAH PD	\$393.68
				WILLITS PD	\$393.68
10-SF-048	CHP-UK	\$7,960.40	9/9/2010		
				CDA A	\$79.60
				CHP-UKIAH	\$970.18
				DA OFFICE	\$1,378.14
				FORT BRAGG PD	\$582.10
				GENERAL FUND	\$1,910.50
				LEAA ED FUND 15%	\$1,293.57
				MENDOCINO CO SO	\$582.11
				UKIAH PD	\$582.10
				WILLITS PD	\$582.10
10-SF-054	MCSO	\$2,020.60	11/16/2010		
				CDA A	\$20.21
				DA OFFICE	\$202.06
				GENERAL FUND	\$484.94
				LEAA ED FUND 15%	\$328.35
				MENDOCINO CO COMMET	\$369.39
				MENDOCINO CO SO	\$246.26
				TF MENDOCINO CO NTF	\$369.39
10-SF-059	WPD	\$386.40	11/29/2010		
				CDA A	\$3.86
				DA OFFICE	\$38.64
				GENERAL FUND	\$92.74
				LEAA ED FUND 15%	\$62.79
				MENDOCINO CO COMMET	\$70.64
				TF MENDOCINO CO NTF	\$70.64
				WILLITS PD	\$47.09
10-SF-060	WPD	\$469.40	11/16/2010		
				CDA A	\$4.69
				DA OFFICE	\$46.94
				GENERAL FUND	\$112.66
				LEAA ED FUND 15%	\$76.28
				MENDOCINO CO COMMET	\$85.81
				TF MENDOCINO CO NTF	\$85.81
				WILLITS PD	\$57.21
10-SF-069	MCSO	\$9,933.52	12/20/2010		
				CDA A	\$99.34
				DA OFFICE	\$1,719.74
				FORT BRAGG PD	\$726.39
				GENERAL FUND	\$2,384.04
				LEAA ED FUND 15%	\$1,614.20
				MENDOCINO CO SO	\$1,210.64
				MENDOCINO CO SO	\$726.39
				UKIAH PD	\$726.39



State of California
ASSET FORFEITURE REPORT - 2010

Table 3

Admin Number	Docket Number	Amount Forfeited	Date Disbursed	Recipient	Amount Disbursed
				WILLITS PD	\$726.39
MENDOCINO					\$1,311,841.86



State of California
ASSET FORFEITURE REPORT - 2010

Table 3

Admin Number	Docket Number	Amount Forfeited	Date Disbursed	Recipient	Amount Disbursed
MERCED					
07-014	150645	\$3,800.48	1/25/2010	15% - 11489	\$370.55
				CDAA	\$38.00
				DA OFFICE	\$380.05
				GENERAL FUND	\$912.12
				MERCED CO SO	\$2,099.76
07-017	150637	\$920.14	1/25/2010	15% - 11489	\$89.71
				CDAA	\$9.20
				DA OFFICE	\$92.01
				GENERAL FUND	\$220.83
				MERCED CO SO	\$508.39
07-023	150935	\$1,659.42	4/27/2010	15% - 11489	\$161.79
				CDAA	\$16.59
				DA OFFICE	\$165.94
				GENERAL FUND	\$398.26
				MERCED CO SO	\$916.84
08-011		\$112.36	10/15/2010	15% - 11489	\$10.96
				CDAA	\$1.12
				DA OFFICE	\$11.24
				GENERAL FUND	\$26.96
				TF MERCED/M GTF	\$62.08
08-021		\$718.22	1/25/2010	15% - 11489	\$70.03
				CDAA	\$7.18
				DA OFFICE	\$71.82
				GENERAL FUND	\$172.37
				MERCED CO SO	\$396.82
08-024	CU151644	\$17,893.44	1/25/2010	CDAA	\$178.93
				CHP-MERCED	\$4,943.06
				DA OFFICE	\$1,789.34
				GENERAL FUND	\$4,294.43
				TF MERCED/M GTF	\$4,943.06
				TF MERCED/M GTF	\$1,744.62
08-025	CU151684	\$2,492.66	1/25/2010	15% - 11489	\$243.03
				CDAA	\$24.93
				DA OFFICE	\$249.27
				GENERAL FUND	\$598.24
				MERCED CO SO	\$1,377.19
09-003		\$2,413.92	4/27/2010	15% - 11489	\$235.36
				CDAA	\$24.14



State of California
ASSET FORFEITURE REPORT - 2010

Table 3

Admin Number	Docket Number	Amount Forfeited	Date Disbursed	Recipient	Amount Disbursed
				DA OFFICE	\$241.39
				GENERAL FUND	\$579.34
				TF MERCED/M GTF	\$1,333.69
09-007		\$1,088.55	4/27/2010		
				CDA A	\$10.89
				DA OFFICE	\$108.86
				GENERAL FUND	\$261.24
				STANISLAUS DRUG ENF AGY	\$707.56
09-009	CV000096	\$12.67	1/12/2010		
				15% - 11489	\$1.24
				CDA A	\$0.12
				DA OFFICE	\$1.27
				GENERAL FUND	\$3.04
				TF MERCED/M GTF	\$7.00
09-012		\$1,043.37	1/25/2010		
				ATWATER PD	\$678.19
				CDA A	\$10.43
				DA OFFICE	\$104.34
				GENERAL FUND	\$250.41
09-015		\$958.48	4/27/2010		
				15% - 11489	\$93.45
				CDA A	\$9.58
				DA OFFICE	\$95.85
				GENERAL FUND	\$230.04
				TF MERCED/M GTF	\$529.56
09-017		\$4,187.16	1/25/2010		
				15% - 11489	\$408.25
				CDA A	\$41.87
				DA OFFICE	\$418.72
				GENERAL FUND	\$1,004.91
				TF MERCED/M GTF	\$2,313.41
09-019		\$6,796.51	1/25/2010		
				15% - 11489	\$662.66
				CDA A	\$67.97
				DA OFFICE	\$679.65
				GENERAL FUND	\$1,631.16
				TF MERCED/M GTF	\$3,755.07
09-022		\$867.74	1/25/2010		
				15% - 11489	\$84.60
				CDA A	\$8.68
				DA OFFICE	\$86.77
				GENERAL FUND	\$208.26
				TF MERCED/M GTF	\$479.43
09-027		\$3,006.66	4/27/2010		
				15% - 11489	\$293.15
				CDA A	\$30.07
				DA OFFICE	\$300.67



State of California
ASSET FORFEITURE REPORT - 2010

Table 3

Admin Number	Docket Number	Amount Forfeited	Date Disbursed	Recipient	Amount Disbursed
				GENERAL FUND	\$721.59
				TF MERCED/M GTF	\$1,661.18
09-032		\$2,500.39	10/22/2010	15% - 11489	\$243.79
				CDA A	\$25.00
				DA OFFICE	\$250.04
				GENERAL FUND	\$600.09
				TF MERCED/M GTF	\$1,381.47
09-033		\$4,431.66	10/22/2010	15% - 11489	\$432.09
				CDA A	\$44.32
				DA OFFICE	\$443.17
				GENERAL FUND	\$1,063.59
				TF MERCED/M GTF	\$2,448.49
09-034		\$1,049.64	10/22/2010	15% - 11489	\$102.34
				CDA A	\$10.50
				DA OFFICE	\$104.96
				GENERAL FUND	\$251.91
				TF MERCED/M GTF	\$579.93
09-035		\$2,127.22	10/22/2010	15% - 11489	\$207.40
				CDA A	\$21.28
				DA OFFICE	\$212.72
				GENERAL FUND	\$510.53
				TF MERCED/M GTF	\$1,175.29
MERCED					\$58,080.69



State of California
ASSET FORFEITURE REPORT - 2010

Table 3

Admin Number	Docket Number	Amount Forfeited	Date Disbursed	Recipient	Amount Disbursed
MONTEREY					
07-11	SS063488A	\$3,029.04	3/30/2010	CDA DA OFFICE GENERAL FUND SEASIDE PD	\$30.29 \$302.90 \$726.97 \$1,968.88
07-50B	07-051169	\$9,522.50	7/30/2010	CDA DA OFFICE GENERAL FUND SALINAS PD	\$95.23 \$952.25 \$2,285.40 \$6,189.62
07-94	SS073152A	\$1,177.29	5/31/2010	CDA DA OFFICE GENERAL FUND SALINAS PD	\$11.77 \$117.73 \$282.55 \$765.24
08-09	SS081034A	\$227.90	4/26/2010	CDA DA OFFICE GENERAL FUND SEASIDE PD	\$2.28 \$22.79 \$54.70 \$148.13
08-15	SS072966A	\$3,956.52	4/9/2010	CDA DA OFFICE GENERAL FUND MONTEREY CO SO	\$39.57 \$395.65 \$949.56 \$2,571.74
08-19	SS081133A	\$8,867.08	4/9/2010	CDA DA OFFICE GENERAL FUND MONTEREY CO SO	\$88.67 \$886.71 \$2,128.10 \$5,763.60
08-36	SS081457A	\$6,493.83	4/26/2010	CDA DA OFFICE GENERAL FUND MONTEREY CO SO	\$64.94 \$649.38 \$1,558.52 \$4,220.99
08-68	SS081857A	\$2,251.77	7/30/2010	CDA DA OFFICE GENERAL FUND SALINAS PD	\$22.52 \$225.18 \$540.42 \$1,463.65
09-15	SS090040A	\$35.24	8/13/2010	CDA DA OFFICE GENERAL FUND SALINAS PD	\$0.35 \$3.52 \$8.46 \$22.91



State of California
ASSET FORFEITURE REPORT - 2010

Table 3

Admin Number	Docket Number	Amount Forfeited	Date Disbursed	Recipient	Amount Disbursed
09-34	SS091275A	\$778.00	3/10/2010	CDA DA OFFICE GENERAL FUND SEASIDE PD	\$7.78 \$77.80 \$186.72 \$505.70
09-39	SS091415A	\$667.86	7/30/2010	CDA CHP-MONTEREY DA OFFICE GENERAL FUND	\$6.68 \$434.10 \$66.79 \$160.29
09-44	SS091764A	\$1,041.08	4/9/2010	CDA DA OFFICE GENERAL FUND MONTEREY CO SO	\$10.41 \$104.11 \$249.86 \$676.70
09-46	SS091710A	\$1,880.19	5/31/2010	CDA DA OFFICE GENERAL FUND SEASIDE PD	\$18.80 \$188.02 \$451.25 \$1,222.12
09-47	SS091717A	\$11,274.38	4/26/2010	CDA DA OFFICE GENERAL FUND SEASIDE PD	\$112.74 \$1,127.44 \$2,705.85 \$7,328.35
09-48	SS090131A	\$105.32	3/30/2010	CDA DA OFFICE GENERAL FUND SOLEDAD PD	\$1.05 \$10.53 \$25.28 \$68.46
09-50	SS091870A	\$5,327.37	5/31/2010	CDA DA OFFICE GENERAL FUND SALINAS PD	\$53.27 \$532.74 \$1,278.57 \$3,462.79
09-52	SS091836A	\$2,933.12	4/26/2010	CDA DA OFFICE GENERAL FUND SEASIDE PD	\$29.33 \$293.31 \$703.95 \$1,906.53
09-53	2009-0729012	\$1,539.38	6/30/2010	CDA DA OFFICE GENERAL FUND SEASIDE PD	\$15.39 \$153.94 \$369.45 \$1,000.60
09-55	SS082395A	\$390.00	10/22/2010	CDA	\$3.90



State of California
ASSET FORFEITURE REPORT - 2010

Table 3

Admin Number	Docket Number	Amount Forfeited	Date Disbursed	Recipient	Amount Disbursed
				DA OFFICE	\$39.00
				GENERAL FUND	\$93.60
				SEASIDE PD	\$253.50
09-56	SS091868A	\$172.50	4/26/2010		
				CDA A	\$1.73
				DA OFFICE	\$17.25
				GENERAL FUND	\$41.40
				SEASIDE PD	\$112.12
09-57	SS091943A	\$523.24	10/22/2010		
				CDA A	\$5.23
				DA OFFICE	\$52.32
				GENERAL FUND	\$125.58
				SALINAS PD	\$340.11
09-58	SS091985A	\$490.37	5/31/2010		
				CDA A	\$4.90
				DA OFFICE	\$49.04
				GENERAL FUND	\$117.69
				SALINAS PD	\$318.74
09-59	SS091922A	\$3,371.37	5/31/2010		
				CDA A	\$33.71
				DA OFFICE	\$337.14
				GENERAL FUND	\$809.13
				SALINAS PD	\$2,191.39
09-60	ZG0901502	\$13.37	4/26/2010		
				CDA A	\$0.13
				DA OFFICE	\$1.34
				GENERAL FUND	\$3.21
				GONZALES PD	\$8.69
09-62	SS092092A	\$868.12	5/31/2010		
				CDA A	\$8.68
				DA OFFICE	\$86.81
				GENERAL FUND	\$208.35
				SALINAS PD	\$564.28
09-63	SS090170A	\$78.18	7/30/2010		
				CDA A	\$0.78
				DA OFFICE	\$7.82
				GENERAL FUND	\$18.76
				GONZALES PD	\$50.82
09-64	SS092045A	\$320.37	5/31/2010		
				CDA A	\$3.20
				DA OFFICE	\$32.04
				GENERAL FUND	\$76.89
				SEASIDE PD	\$208.24
09-67	2009-0902008	\$228.20	10/22/2010		
				CDA A	\$2.28
				DA OFFICE	\$22.82
				GENERAL FUND	\$54.77



State of California
ASSET FORFEITURE REPORT - 2010

Table 3

Admin Number	Docket Number	Amount Forfeited	Date Disbursed	Recipient	Amount Disbursed
09-68	SS091984	\$443.68	12/30/2010	SEASIDE PD	\$148.33
				CDA	\$4.44
				DA OFFICE	\$44.37
				GENERAL FUND	\$106.48
				SEASIDE PD	\$288.39
09-69	SS092200A	\$6,441.20	10/22/2010		
				CDA	\$64.41
				DA OFFICE	\$644.12
				GENERAL FUND	\$1,545.89
				MARINA PD	\$83.74
				MONTEREY PD	\$125.60
				SEASIDE PD	\$3,977.44
09-74	2009-1015012	\$615.20	10/22/2010		
				CDA	\$6.15
				DA OFFICE	\$61.52
				GENERAL FUND	\$147.65
				SEASIDE PD	\$399.88
09-75	SS092458A	\$945.75	10/22/2010		
				CDA	\$9.46
				DA OFFICE	\$94.58
				GENERAL FUND	\$226.98
				SEASIDE PD	\$614.73
09-76	08344-09	\$1,519.29	10/22/2010		
				CDA	\$15.19
				DA OFFICE	\$151.93
				GENERAL FUND	\$364.63
				MONTEREY CO SO	\$987.54
09-77	08373-09	\$620.40	10/22/2010		
				CDA	\$6.20
				DA OFFICE	\$62.04
				GENERAL FUND	\$148.90
				MONTEREY CO SO	\$403.26
09-85	SS092700A	\$535.88	12/30/2010		
				CDA	\$5.36
				DA OFFICE	\$53.59
				GENERAL FUND	\$128.61
				SEASIDE PD	\$348.32
10-01	SS092827A	\$460.75	10/22/2010		
				CDA	\$4.61
				DA OFFICE	\$46.08
				GENERAL FUND	\$110.58
				SALINAS PD	\$299.48
10-02	SS092835A	\$2,571.81	12/30/2010		
				CDA	\$25.72
				DA OFFICE	\$257.18
				GENERAL FUND	\$617.23



State of California
ASSET FORFEITURE REPORT - 2010

Table 3

Admin Number	Docket Number	Amount Forfeited	Date Disbursed	Recipient	Amount Disbursed
10-03	SS092793A/B	\$107.23	12/30/2010	SEASIDE PD	\$1,671.68
				CDA A	\$1.07
				DA OFFICE	\$10.72
				GENERAL FUND	\$25.74
				SEASIDE PD	\$69.70
10-07C	SS10009C	\$69.37	12/30/2010		
				CDA A	\$0.69
				DA OFFICE	\$6.94
				GENERAL FUND	\$16.65
				KING CITY PD	\$45.09
10-08	SS092418A	\$1,279.03	12/30/2010		
				CDA A	\$12.79
				DA OFFICE	\$127.90
				GENERAL FUND	\$306.97
				SEASIDE PD	\$831.37
10-09	SS100488B	\$1,916.20	12/29/2010		
				CDA A	\$19.16
				DA OFFICE	\$191.62
				GENERAL FUND	\$459.89
				MARINA PD	\$62.28
				MONTEREY CO PROB	\$62.28
				SEASIDE PD	\$1,120.97
10-09A	SS100488A	\$1,497.50	12/29/2010		
				CDA A	\$14.98
				DA OFFICE	\$149.75
				GENERAL FUND	\$359.40
				MARINA PD	\$48.67
				MONTEREY CO PROB	\$48.67
				SEASIDE PD	\$876.03
10-11	SS100539A	\$2,262.58	10/22/2010		
				CDA A	\$22.63
				DA OFFICE	\$226.26
				GENERAL FUND	\$543.02
				SEASIDE PD	\$1,470.67
10-14	SS100811A	\$604.20	10/22/2010		
				CDA A	\$6.04
				DA OFFICE	\$60.42
				GENERAL FUND	\$145.01
				MONTEREY CO SO	\$392.73
10-17	SS100793A	\$1,422.20	10/22/2010		
				CDA A	\$14.22
				DA OFFICE	\$142.22
				GENERAL FUND	\$341.33
				MONTEREY PD	\$184.89
				SEASIDE PD	\$739.54



State of California
ASSET FORFEITURE REPORT - 2010

Table 3

Admin Number	Docket Number	Amount Forfeited	Date Disbursed	Recipient	Amount Disbursed
MONTEREY					\$90,875.86



State of California
ASSET FORFEITURE REPORT - 2010

Table 3

Admin Number	Docket Number	Amount Forfeited	Date Disbursed	Recipient	Amount Disbursed
NAPA					
F-581		\$1,048.47	5/13/2010		
				CDA A	\$10.48
				DA OFFICE	\$104.85
				GENERAL FUND	\$251.63
				TF NAPA SPECIAL IB-NSIB	\$681.51
F-584		\$445.57	1/21/2010		
				CDA A	\$4.45
				DA OFFICE	\$44.56
				GENERAL FUND	\$106.94
				TF NAPA SPECIAL IB-NSIB	\$289.62
F-587		\$10,282.52	2/25/2010		
				CDA A	\$102.25
				DA OFFICE	\$1,080.00
				GENERAL FUND	\$2,454.00
				TF NAPA SPECIAL IB-NSIB	\$6,646.27
F-587A		\$921.77	1/29/2010		
				CDA A	\$9.22
				DA OFFICE	\$92.18
				GENERAL FUND	\$221.22
				TF NAPA SPECIAL IB-NSIB	\$599.15
F-595		\$12,988.49	5/6/2010		
				CDA A	\$129.88
				DA OFFICE	\$1,298.85
				GENERAL FUND	\$3,117.24
				TF NAPA SPECIAL IB-NSIB	\$8,442.52
F-597		\$3,607.50	6/14/2010		
				CDA A	\$36.08
				DA OFFICE	\$360.75
				GENERAL FUND	\$865.80
				TF NAPA SPECIAL IB-NSIB	\$2,344.87
F-601		\$442.04	1/27/2010		
				CDA A	\$4.42
				DA OFFICE	\$44.20
				GENERAL FUND	\$106.09
				TF NAPA SPECIAL IB-NSIB	\$287.33
F-602		\$3,817.01	2/2/2010		
				CDA A	\$38.17
				DA OFFICE	\$381.70
				GENERAL FUND	\$916.08
				TF NAPA SPECIAL IB-NSIB	\$2,481.06
F-605		\$7,762.85	5/19/2010		
				CDA A	\$77.63
				DA OFFICE	\$776.28
				GENERAL FUND	\$1,863.08
				TF NAPA SPECIAL IB-NSIB	\$5,045.86



State of California
ASSET FORFEITURE REPORT - 2010

Table 3

Admin Number	Docket Number	Amount Forfeited	Date Disbursed	Recipient	Amount Disbursed
F-606		\$1,096.87	1/22/2010	CDA DA OFFICE GENERAL FUND TF NAPA SPECIAL IB-NSIB	\$10.97 \$109.69 \$263.25 \$712.96
F-607		\$252.81	2/3/2010	CDA DA OFFICE GENERAL FUND TF NAPA SPECIAL IB-NSIB	\$2.53 \$25.28 \$60.67 \$164.33
F-607.5		\$3,664.78	8/24/2010	CDA DA OFFICE GENERAL FUND TF NAPA SPECIAL IB-NSIB	\$35.41 \$477.71 \$849.89 \$2,301.77
F-608		\$1,062.78	2/9/2010	CDA DA OFFICE GENERAL FUND TF NAPA SPECIAL IB-NSIB	\$10.62 \$106.28 \$255.07 \$690.81
F-610		\$78,575.82	6/14/2010	CDA DA OFFICE GENERAL FUND TF NAPA SPECIAL IB-NSIB	\$785.76 \$7,857.57 \$18,858.20 \$51,074.29
F-611		\$605.24	2/25/2010	CDA DA OFFICE GENERAL FUND TF NAPA SPECIAL IB-NSIB	\$6.05 \$60.52 \$145.26 \$393.41
F-613		\$532.96	3/1/2010	CDA DA OFFICE GENERAL FUND TF NAPA SPECIAL IB-NSIB	\$5.33 \$53.30 \$127.91 \$346.42
F-614		\$3,332.01	3/19/2010	CDA DA OFFICE GENERAL FUND TF NAPA SPECIAL IB-NSIB	\$33.32 \$333.20 \$799.68 \$2,165.81
F-615		\$2,790.20	4/13/2010	CDA DA OFFICE GENERAL FUND TF NAPA SPECIAL IB-NSIB	\$27.90 \$279.02 \$669.65 \$1,813.63
F-617		\$1,181.78	3/19/2010	CDA	\$11.82



State of California
ASSET FORFEITURE REPORT - 2010

Table 3

Admin Number	Docket Number	Amount Forfeited	Date Disbursed	Recipient	Amount Disbursed
				DA OFFICE	\$118.18
				GENERAL FUND	\$283.63
				TF NAPA SPECIAL IB-NSIB	\$768.15
F-619		\$275.41	3/23/2010		
				CDA A	\$2.75
				DA OFFICE	\$27.55
				GENERAL FUND	\$66.10
				TF NAPA SPECIAL IB-NSIB	\$179.01
F-620		\$707.31	7/15/2010		
				CDA A	\$7.07
				DA OFFICE	\$70.73
				GENERAL FUND	\$169.75
				TF NAPA SPECIAL IB-NSIB	\$459.76
F-621		\$815.61	5/6/2010		
				CDA A	\$8.16
				DA OFFICE	\$81.56
				GENERAL FUND	\$195.75
				TF NAPA SPECIAL IB-NSIB	\$530.14
F-622		\$1,923.59	6/7/2010		
				CDA A	\$19.24
				DA OFFICE	\$192.36
				GENERAL FUND	\$461.66
				TF NAPA SPECIAL IB-NSIB	\$1,250.33
F-623		\$1,096.17	6/17/2010		
				CDA A	\$10.96
				DA OFFICE	\$109.61
				GENERAL FUND	\$263.08
				TF NAPA SPECIAL IB-NSIB	\$712.52
F-625		\$353.64	7/6/2010		
				CDA A	\$3.54
				DA OFFICE	\$35.36
				GENERAL FUND	\$84.87
				TF NAPA SPECIAL IB-NSIB	\$229.87
F-626		\$1,560.81	7/6/2010		
				CDA A	\$15.61
				DA OFFICE	\$156.08
				GENERAL FUND	\$374.59
				TF NAPA SPECIAL IB-NSIB	\$1,014.53
F-627		\$590.99	7/6/2010		
				CDA A	\$5.91
				DA OFFICE	\$59.10
				GENERAL FUND	\$141.84
				TF NAPA SPECIAL IB-NSIB	\$384.14
F-628		\$265.37	8/13/2010		
				CDA A	\$2.65
				DA OFFICE	\$26.54
				GENERAL FUND	\$63.69



State of California
ASSET FORFEITURE REPORT - 2010

Table 3

Admin Number	Docket Number	Amount Forfeited	Date Disbursed	Recipient	Amount Disbursed
F-629		\$293.26	7/9/2010	TF NAPA SPECIAL IB-NSIB	\$172.49
				CDA	\$2.93
				DA OFFICE	\$29.33
				GENERAL FUND	\$70.38
				TF NAPA SPECIAL IB-NSIB	\$190.62
NAPA					\$142,293.63



State of California
ASSET FORFEITURE REPORT - 2010

Table 3

Admin Number	Docket Number	Amount Forfeited	Date Disbursed	Recipient	Amount Disbursed
ORANGE					
05F03634	05F03634	\$7,237.88	3/5/2010	CDA A	\$72.38
				DA OFFICE	\$723.78
				GENERAL FUND	\$1,737.08
				LAGUNA BEACH PD	\$4,704.64
06CC00952	06CC00952	\$2,069.40	5/14/2010	CDA A	\$20.69
				DA OFFICE	\$206.94
				GENERAL FUND	\$496.66
				ORANGE CO SO	\$1,345.11
06CC01046	06CC01046	\$3,974.59	3/5/2010	CDA A	\$39.75
				DA OFFICE	\$397.46
				GENERAL FUND	\$953.90
				ORANGE CO SO	\$2,583.48
06CC01442	06CC01442	\$2,189.06	5/28/2010	CDA A	\$21.89
				DA OFFICE	\$218.91
				GENERAL FUND	\$525.37
				ORANGE PD	\$1,422.89
06CC01756	06CC01756	\$138,765.39	11/10/2010	ANAHEIM PD	\$90,197.51
				CDA A	\$1,387.65
				DA OFFICE	\$13,876.54
				GENERAL FUND	\$33,303.69
06F12680	06F12680	\$33,170.36	11/9/2010	BUENA PARK PD	\$21,560.73
				CDA A	\$331.70
				DA OFFICE	\$3,317.04
				GENERAL FUND	\$7,960.89
06F13772	06F13772	\$1,604.80	5/27/2010	CDA A	\$16.05
				DA OFFICE	\$160.48
				GENERAL FUND	\$385.15
				LA HABRA PD	\$1,043.12
06F14838	06F14838	\$95,980.54	11/10/2010	CDA A	\$959.81
				COSTA MESA PD	\$62,387.35
				DA OFFICE	\$9,598.05
				GENERAL FUND	\$23,035.33
06F15641	06F15641	\$4,780.45	7/12/2010	CDA A	\$47.80
				DA OFFICE	\$478.05
				GENERAL FUND	\$1,147.31
				HUNTINGTON BEACH PD	\$3,107.29



State of California
ASSET FORFEITURE REPORT - 2010

Table 3

Admin Number	Docket Number	Amount Forfeited	Date Disbursed	Recipient	Amount Disbursed
07-857	07-857	\$1,012.62	5/10/2010	CDA DA OFFICE GENERAL FUND LA HABRA PD	\$10.13 \$101.26 \$243.03 \$658.20
07CC00367	07CC00367	\$8,143.25	1/11/2010	ANAHEIM PD CDA DA OFFICE GENERAL FUND	\$5,293.11 \$81.43 \$814.33 \$1,954.38
07CC00833	07CC00833	\$1,469.00	5/10/2010	CDA DA OFFICE FULLERTON PD GENERAL FUND	\$14.69 \$146.90 \$954.85 \$352.56
07CC01054	07CC01054	\$910.92	5/28/2010	CDA DA OFFICE GENERAL FUND IRVINE PD	\$9.11 \$91.09 \$218.62 \$592.10
07CC01098	07CC01098	\$1,158.40	8/24/2010	BUENA PARK PD CDA DA OFFICE GENERAL FUND	\$752.96 \$11.58 \$115.84 \$278.02
07CC01113	07CC01113	\$2,627.76	5/28/2010	CDA DA OFFICE GENERAL FUND ORANGE CO SO	\$26.28 \$262.78 \$630.66 \$1,708.04
07CC01622	07CC01622	\$1,538.84	1/11/2010	CDA COSTA MESA PD DA OFFICE GENERAL FUND	\$15.39 \$1,000.25 \$153.88 \$369.32
07CC19416	07CC19416	\$11,616.74	11/29/2010	CDA DA OFFICE GENERAL FUND ORANGE CO SO	\$116.17 \$1,161.67 \$2,788.02 \$7,550.88
07CC19773	07CC19773	\$7,781.00	3/5/2010	CDA DA OFFICE GENERAL FUND PLACENTIA PD	\$77.81 \$778.10 \$1,867.44 \$5,057.65
07F00879	07F00879	\$12,073.63	11/29/2010	CDA	\$120.74



State of California
ASSET FORFEITURE REPORT - 2010

Table 3

Admin Number	Docket Number	Amount Forfeited	Date Disbursed	Recipient	Amount Disbursed
				DA OFFICE	\$1,207.36
				GENERAL FUND	\$2,897.67
				HUNTINGTON BEACH PD	\$7,847.86
07F08678(A)	07F08678(A)	\$39,264.26	3/5/2010		
				CDA A	\$392.64
				DA OFFICE	\$3,926.43
				GENERAL FUND	\$9,423.42
				SANTA ANA PD	\$25,521.77
07F09242	07F09242	\$904.75	5/14/2010		
				CDA A	\$9.05
				DA OFFICE	\$90.48
				GARDEN GROVE PD	\$588.08
				GENERAL FUND	\$217.14
07F10115	07F10115	\$1,925.65	5/28/2010		
				CDA A	\$19.26
				DA OFFICE	\$192.57
				GENERAL FUND	\$462.16
				LA HABRA PD	\$1,251.66
07F10250	07F10250	\$854.78	5/27/2010		
				CDA A	\$8.55
				DA OFFICE	\$85.48
				GENERAL FUND	\$205.15
				LA HABRA PD	\$555.60
07F12107	07F12107	\$2,853.78	5/28/2010		
				CDA A	\$28.54
				DA OFFICE	\$285.38
				GENERAL FUND	\$684.91
				LA HABRA PD	\$1,854.95
07F12235	07F12235	\$1,731.70	5/28/2010		
				CDA A	\$17.32
				DA OFFICE	\$173.16
				GENERAL FUND	\$415.61
				LA HABRA PD	\$1,125.61
07F14501	07F14501	\$1,727.43	5/28/2010		
				CDA A	\$17.27
				DA OFFICE	\$172.74
				GENERAL FUND	\$414.58
				LA HABRA PD	\$1,122.84
07F15014	07F15014	\$694.32	6/5/2010		
				CDA A	\$6.94
				DA OFFICE	\$69.43
				GARDEN GROVE PD	\$451.31
				GENERAL FUND	\$166.64
07F16389	07F16389	\$1,719.76	5/27/2010		
				CDA A	\$17.20
				DA OFFICE	\$171.98
				GENERAL FUND	\$412.74



State of California
ASSET FORFEITURE REPORT - 2010

Table 3

Admin Number	Docket Number	Amount Forfeited	Date Disbursed	Recipient	Amount Disbursed
07F16842	07F16842	\$6,304.46	5/27/2010	LA HABRA PD	\$1,117.84
				CDA	\$63.04
				DA OFFICE	\$630.45
				GENERAL FUND	\$1,513.07
				LA HABRA PD	\$4,097.90
07F16922	07F16922	\$10,899.68	8/24/2010	BUENA PARK PD	\$7,084.79
				CDA	\$109.00
				DA OFFICE	\$1,089.97
				GENERAL FUND	\$2,615.92
07F18769	07F18769	\$6,111.28	5/17/2010	CDA	\$61.11
				DA OFFICE	\$611.13
				GENERAL FUND	\$1,466.71
				IRVINE PD	\$3,972.33
08-00102641	08-00102641	\$1,959.41	11/10/2010	CDA	\$19.59
				DA OFFICE	\$195.94
				GENERAL FUND	\$470.26
				SANTA ANA PD	\$1,273.62
08-00105878	08-00105878	\$4,455.09	3/5/2010	CDA	\$44.55
				DA OFFICE	\$445.51
				GENERAL FUND	\$1,069.22
				PLACENTIA PD	\$2,895.81
08-00110227	08-00110227	\$3,858.57	11/9/2010	CDA	\$38.59
				DA OFFICE	\$385.86
				GENERAL FUND	\$926.06
				LAGUNA BEACH PD	\$2,508.06
08-00114923	08-00114923	\$1,209.52	3/5/2010	CDA	\$12.10
				DA OFFICE	\$120.95
				GENERAL FUND	\$290.28
				ORANGE CO SO	\$786.19
08-016521	08-016521	\$7,781.42	7/12/2010	CDA	\$77.81
				DA OFFICE	\$778.14
				GENERAL FUND	\$1,867.54
				HUNTINGTON BEACH PD	\$5,057.93
08-02521	08-02521	\$882.89	5/17/2010	CDA	\$8.83
				DA OFFICE	\$88.29
				GENERAL FUND	\$211.89
				LA HABRA PD	\$573.88



State of California
ASSET FORFEITURE REPORT - 2010

Table 3

Admin Number	Docket Number	Amount Forfeited	Date Disbursed	Recipient	Amount Disbursed
08-181734	08-181734	\$1,339.39	2/3/2010	CDA A	\$13.39
				DA OFFICE	\$133.94
				GENERAL FUND	\$321.45
				ORANGE CO SO	\$870.61
08-220806	08-220806	\$2,338.63	11/16/2010	CDA A	\$23.39
				DA OFFICE	\$233.86
				GENERAL FUND	\$561.27
				ORANGE CO SO	\$1,520.11
08F03403	08F03403	\$1,517.22	5/27/2010	CDA A	\$15.17
				DA OFFICE	\$151.72
				GENERAL FUND	\$364.13
				LA HABRA PD	\$986.20
08F04026	08F04026	\$7,072.96	11/16/2010	CDA A	\$70.73
				DA OFFICE	\$707.30
				GENERAL FUND	\$1,697.51
				ORANGE CO SO	\$4,597.42
08F04790	08F04790	\$1,202.58	8/24/2010	CDA A	\$12.03
				DA OFFICE	\$120.26
				GENERAL FUND	\$288.62
				PLACENTIA PD	\$781.67
08F04872	08F04872	\$5,082.95	5/10/2010	CDA A	\$50.83
				DA OFFICE	\$508.30
				GENERAL FUND	\$1,219.91
				LA HABRA PD	\$3,303.91
08F06164	08F06164	\$2,286.42	8/24/2010	CDA A	\$22.86
				DA OFFICE	\$228.64
				GENERAL FUND	\$548.74
				PLACENTIA PD	\$1,486.18
08F07020	08F07020	\$4,634.02	5/10/2010	CDA A	\$46.34
				DA OFFICE	\$463.40
				GENERAL FUND	\$1,112.16
				LA HABRA PD	\$3,012.12
08F07219	08F07219	\$15,395.19	5/28/2010	CDA A	\$153.95
				DA OFFICE	\$1,539.52
				GENERAL FUND	\$3,694.85
				LA HABRA PD	\$10,006.87
08F07718	08F07718	\$1,896.26	2/3/2010	CDA A	\$18.96



State of California
ASSET FORFEITURE REPORT - 2010

Table 3

Admin Number	Docket Number	Amount Forfeited	Date Disbursed	Recipient	Amount Disbursed
				DA OFFICE	\$189.63
				GENERAL FUND	\$455.10
				ORANGE CO SO	\$1,232.57
08F09298	08F09298	\$1,117.36	11/10/2010		
				CDA A	\$11.17
				CYPRESS PD	\$726.28
				DA OFFICE	\$111.74
				GENERAL FUND	\$268.17
08F09605	08F09605	\$6,138.70	8/24/2010		
				CDA A	\$61.39
				DA OFFICE	\$613.87
				GENERAL FUND	\$1,473.29
				PLACENTIA PD	\$3,990.15
08F11575	08F11575	\$2,996.96	2/3/2010		
				CDA A	\$29.97
				DA OFFICE	\$299.70
				GENERAL FUND	\$719.27
				ORANGE CO SO	\$1,948.02
08F11595	08F11595	\$9,162.81	8/24/2010		
				CDA A	\$91.63
				DA OFFICE	\$916.28
				GENERAL FUND	\$2,199.07
				PLACENTIA PD	\$5,955.83
08F12005	08F12005	\$4,075.46	3/5/2010		
				CDA A	\$40.75
				DA OFFICE	\$407.55
				GENERAL FUND	\$978.11
				NEWPORT BEACH PD	\$2,649.05
08F12267B	08F12267B	\$6,216.87	5/10/2010		
				CDA A	\$62.17
				DA OFFICE	\$621.69
				GENERAL FUND	\$1,492.05
				LA HABRA PD	\$4,040.96
08F12275	08F12275	\$10,089.79	5/14/2010		
				BUENA PARK PD	\$6,558.36
				CDA A	\$100.90
				DA OFFICE	\$1,008.98
				GENERAL FUND	\$2,421.55
08F12579	08F12579	\$1,178.26	5/17/2010		
				CDA A	\$11.78
				DA OFFICE	\$117.83
				GARDEN GROVE PD	\$765.87
				GENERAL FUND	\$282.78
08F12831	08F12831	\$833.24	5/27/2010		
				CDA A	\$8.33
				DA OFFICE	\$83.32
				GARDEN GROVE PD	\$541.61



State of California
ASSET FORFEITURE REPORT - 2010

Table 3

Admin Number	Docket Number	Amount Forfeited	Date Disbursed	Recipient	Amount Disbursed
09-00116986	09-00116986	\$660.16	5/28/2010	GENERAL FUND	\$199.98
				CDA A	\$6.60
				COSTA MESA PD	\$429.10
				DA OFFICE	\$66.02
				GENERAL FUND	\$158.44
09-00118414	09-00118414	\$99,884.63	5/28/2010	CDA A	\$998.84
				DA OFFICE	\$9,988.46
				GENERAL FUND	\$23,972.32
				ORANGE CO SO	\$64,925.01
09-00118844	09-00118844	\$2,077.50	11/16/2010	CDA A	\$20.78
				DA OFFICE	\$207.75
				GENERAL FUND	\$498.60
				ORANGE CO SO	\$1,350.37
09-00119411	09-00119411	\$1,503.84	11/10/2010	CDA A	\$15.04
				DA OFFICE	\$150.38
				GENERAL FUND	\$360.92
				ORANGE PD	\$977.50
09-00119638	09-00119638	\$902.23	5/14/2010	CDA A	\$9.02
				DA OFFICE	\$90.22
				GENERAL FUND	\$216.54
				SANTA ANA PD	\$586.45
09-00120678	09-00120678	\$4,572.72	11/29/2010	BUENA PARK PD	\$2,972.27
				CDA A	\$45.73
				DA OFFICE	\$457.27
				GENERAL FUND	\$1,097.45
09-00122101	09-00122101	\$15,734.51	7/12/2010	CDA A	\$157.35
				DA OFFICE	\$1,573.45
				GENERAL FUND	\$3,776.28
				NEWPORT BEACH PD	\$10,227.43
09-00122408	09-00122408	\$454.32	5/14/2010	ANAHEIM PD	\$295.31
				CDA A	\$4.54
				DA OFFICE	\$45.43
				GENERAL FUND	\$109.04
09-00122995	09-00122995	\$12,462.36	5/10/2010	CDA A	\$124.62
				DA OFFICE	\$1,246.24
				GENERAL FUND	\$2,990.97
				SANTA ANA PD	\$8,100.53



State of California
ASSET FORFEITURE REPORT - 2010

Table 3

Admin Number	Docket Number	Amount Forfeited	Date Disbursed	Recipient	Amount Disbursed
09-00123046	09-00123046	\$1,502.63	5/17/2010	CDA A	\$15.03
				DA OFFICE	\$150.26
				GENERAL FUND	\$360.63
				ORANGE CO SO	\$976.71
09-00123077	09-00123077	\$2,200.74	7/12/2010	BUENA PARK PD	\$1,430.48
				CDA A	\$22.01
				DA OFFICE	\$220.07
				GENERAL FUND	\$528.18
09-00123698	09-00123698	\$131.52	5/17/2010	CDA A	\$1.32
				DA OFFICE	\$13.15
				GENERAL FUND	\$31.56
				NEWPORT BEACH PD	\$85.49
09-00123867	09-00123867	\$3,700.00	7/12/2010	CDA A	\$37.00
				DA OFFICE	\$370.00
				FULLERTON PD	\$2,405.00
				GENERAL FUND	\$888.00
09-00125120	09-00125120	\$2,494.60	5/27/2010	ANAHEIM PD	\$1,621.49
				CDA A	\$24.95
				DA OFFICE	\$249.46
				GENERAL FUND	\$598.70
09-00125442	09-00125442	\$2,442.09	3/5/2010	CDA A	\$24.42
				DA OFFICE	\$244.21
				GENERAL FUND	\$586.10
				SANTA ANA PD	\$1,587.36
09-00125483	09-00125483	\$546.00	5/10/2010	CDA A	\$5.46
				DA OFFICE	\$54.60
				GARDEN GROVE PD	\$354.90
				GENERAL FUND	\$131.04
09-00125587	09-00125587	\$4,540.00	11/10/2010	CDA A	\$45.40
				DA OFFICE	\$454.00
				FULLERTON PD	\$2,951.00
				GENERAL FUND	\$1,089.60
09-00125701	09-00125701	\$3,498.14	11/9/2010	CDA A	\$34.98
				DA OFFICE	\$349.81
				GENERAL FUND	\$839.55
				NEWPORT BEACH PD	\$2,273.80
09-00126414	09-00126414	\$425.09	5/27/2010	CDA A	\$4.25



State of California
ASSET FORFEITURE REPORT - 2010

Table 3

Admin Number	Docket Number	Amount Forfeited	Date Disbursed	Recipient	Amount Disbursed
				DA OFFICE	\$42.51
				GENERAL FUND	\$102.02
				ORANGE CO SO	\$276.31
09-00287687	09-00287687	\$245.18	7/12/2010		
				CDA A	\$2.45
				DA OFFICE	\$24.52
				GENERAL FUND	\$58.84
				SANTA ANA PD	\$159.37
09-00305006	09-00305006	\$4,677.07	11/10/2010		
				CDA A	\$46.77
				DA OFFICE	\$467.71
				GENERAL FUND	\$1,122.50
				ORANGE CO SO	\$3,040.09
09-00310786	09-00310786	\$220.00	5/10/2010		
				CDA A	\$2.20
				DA OFFICE	\$22.00
				FULLERTON PD	\$143.00
				GENERAL FUND	\$52.80
09-00324034	09-00324034	\$22,427.74	11/10/2010		
				CDA A	\$224.28
				DA OFFICE	\$2,242.77
				GENERAL FUND	\$5,382.66
				NEWPORT BEACH PD	\$14,578.03
09-04169	09-04169	\$941.20	5/17/2010		
				CDA A	\$9.41
				DA OFFICE	\$94.12
				GENERAL FUND	\$225.89
				LAGUNA BEACH PD	\$611.78
09-053952	09-053952	\$4,586.59	11/16/2010		
				CDA A	\$45.87
				DA OFFICE	\$458.66
				GENERAL FUND	\$1,100.78
				ORANGE CO SO	\$2,981.28
09-06-0169X	09-06-0169X	\$1,620.35	1/11/2010		
				CDA A	\$16.20
				DA OFFICE	\$162.04
				GENERAL FUND	\$388.88
				ORANGE PD	\$1,053.23
09-095344	09-095344	\$2,589.90	2/3/2010		
				CDA A	\$25.90
				DA OFFICE	\$258.99
				GENERAL FUND	\$621.58
				ORANGE CO SO	\$1,683.43
09-11149	09-11149	\$1,088.26	5/28/2010		
				CDA A	\$10.88
				DA OFFICE	\$108.83
				GENERAL FUND	\$261.18



State of California
ASSET FORFEITURE REPORT - 2010

Table 3

Admin Number	Docket Number	Amount Forfeited	Date Disbursed	Recipient	Amount Disbursed
09-12782	09-12782	\$832.12	5/28/2010	IRVINE PD	\$707.37
				CDA A	\$8.32
				DA OFFICE	\$83.21
				GENERAL FUND	\$199.71
				IRVINE PD	\$540.88
09-151290	09-151290	\$2,764.59	11/15/2010		
				CDA A	\$27.65
				DA OFFICE	\$276.46
				GENERAL FUND	\$663.50
				ORANGE CO SO	\$1,796.98
09-15636	09-15636	\$1,989.15	5/14/2010		
				CDA A	\$19.89
				DA OFFICE	\$198.92
				GENERAL FUND	\$477.40
				LA HABRA PD	\$1,292.94
09-160170	09-160170	\$2,022.35	3/5/2010		
				CDA A	\$20.22
				DA OFFICE	\$202.24
				GENERAL FUND	\$485.36
				ORANGE CO SO	\$1,314.53
09-16192	09-16192	\$459.52	7/12/2010		
				CDA A	\$4.60
				DA OFFICE	\$45.95
				GARDEN GROVE PD	\$298.69
				GENERAL FUND	\$110.28
09-16548	09-16548	\$492.00	5/28/2010		
				CDA A	\$4.92
				DA OFFICE	\$49.20
				GENERAL FUND	\$118.08
				TUSTIN PD	\$319.80
09-170558	09-170558	\$9,596.73	11/16/2010		
				CDA A	\$95.97
				DA OFFICE	\$959.67
				GENERAL FUND	\$2,303.22
				ORANGE CO SO	\$6,237.87
09-17558	09-17558	\$6,099.48	5/17/2010		
				CDA A	\$60.99
				DA OFFICE	\$609.95
				GENERAL FUND	\$1,463.88
				NEWPORT BEACH PD	\$3,964.66
09-17685	09-17685	\$1,052.70	3/5/2010		
				CDA A	\$10.53
				DA OFFICE	\$105.27
				GARDEN GROVE PD	\$684.25
				GENERAL FUND	\$252.65



State of California
ASSET FORFEITURE REPORT - 2010

Table 3

Admin Number	Docket Number	Amount Forfeited	Date Disbursed	Recipient	Amount Disbursed
09-1866	09-1866	\$2,297.00	5/14/2010	CDA A	\$22.97
				DA OFFICE	\$229.70
				GENERAL FUND	\$551.28
				SEAL BEACH PD	\$1,493.05
09-44329	09-44329	\$1,350.24	5/27/2010	BUENA PARK PD	\$877.66
				CDA A	\$13.50
				DA OFFICE	\$135.02
				GENERAL FUND	\$324.06
09-48680	09-48680	\$5,532.38	5/10/2010	BUENA PARK PD	\$3,596.05
				CDA A	\$55.32
				DA OFFICE	\$553.24
				GENERAL FUND	\$1,327.77
09-93067	09-93067	\$1,150.00	7/12/2010	CDA A	\$11.50
				DA OFFICE	\$115.00
				FULLERTON PD	\$747.50
				GENERAL FUND	\$276.00
09F01048	09F01048	\$2,980.37	3/5/2010	CDA A	\$29.80
				DA OFFICE	\$298.04
				GENERAL FUND	\$715.29
				WESTMINSTER PD	\$1,937.24
09F01503	09F01503	\$8,672.91	5/17/2010	CDA A	\$86.73
				DA OFFICE	\$867.29
				GARDEN GROVE PD	\$5,637.39
				GENERAL FUND	\$2,081.50
09F02036	09F02036	\$12,462.36	5/10/2010	CDA A	\$124.62
				DA OFFICE	\$1,246.24
				GENERAL FUND	\$2,990.97
				SANTA ANA PD	\$8,100.53
09F02112	09F02112	\$1,655.90	2/3/2010	CDA A	\$16.56
				DA OFFICE	\$165.59
				GENERAL FUND	\$397.42
				ORANGE CO SO	\$1,076.33
09F02322	09F02322	\$3,655.93	3/5/2010	CDA A	\$36.56
				DA OFFICE	\$365.59
				GENERAL FUND	\$877.42
				SANTA ANA PD	\$2,376.36
09F02406	09F02406	\$19,612.38	2/3/2010	CDA A	\$196.12



State of California
ASSET FORFEITURE REPORT - 2010

Table 3

Admin Number	Docket Number	Amount Forfeited	Date Disbursed	Recipient	Amount Disbursed
				DA OFFICE	\$1,961.24
				GENERAL FUND	\$4,706.97
				ORANGE CO SO	\$12,748.05
09F02567	09F02567	\$1,148.82	3/5/2010		
				CDA A	\$11.49
				DA OFFICE	\$114.88
				GENERAL FUND	\$275.72
				SANTA ANA PD	\$746.73
09F02624	09F02624	\$4,382.10	1/11/2010		
				CDA A	\$43.82
				DA OFFICE	\$438.21
				GENERAL FUND	\$1,051.70
				ORANGE PD	\$2,848.37
09F02830	09F02830	\$571.01	5/17/2010		
				CDA A	\$5.71
				DA OFFICE	\$57.10
				GENERAL FUND	\$137.04
				SANTA ANA PD	\$371.16
09F02900	09F02900	\$1,566.84	3/5/2010		
				CDA A	\$15.67
				DA OFFICE	\$156.68
				GENERAL FUND	\$376.04
				SANTA ANA PD	\$1,018.45
09F02902	09F02902	\$532.30	3/5/2010		
				CDA A	\$5.32
				DA OFFICE	\$53.23
				GENERAL FUND	\$127.75
				ORANGE CO SO	\$346.00
09F02981	09F02981	\$4,567.43	3/5/2010		
				CDA A	\$45.67
				DA OFFICE	\$456.74
				GENERAL FUND	\$1,096.18
				ORANGE CO SO	\$2,968.84
09F03041	09F03041	\$2,265.00	7/12/2010		
				CDA A	\$22.65
				DA OFFICE	\$226.50
				GENERAL FUND	\$543.60
				TUSTIN PD	\$1,472.25
09F03071	09F03071	\$563.14	5/28/2010		
				CDA A	\$5.63
				DA OFFICE	\$56.31
				GENERAL FUND	\$135.15
				NEWPORT BEACH PD	\$366.05
09F03127	09F03127	\$526.19	3/5/2010		
				CDA A	\$5.26
				DA OFFICE	\$52.62
				GENERAL FUND	\$126.29



State of California
ASSET FORFEITURE REPORT - 2010

Table 3

Admin Number	Docket Number	Amount Forfeited	Date Disbursed	Recipient	Amount Disbursed
09F03136	09F03136	\$597.90	2/3/2010	ORANGE CO SO	\$342.02
				CDA A	\$5.98
				DA OFFICE	\$59.79
				GENERAL FUND	\$143.50
				ORANGE CO SO	\$388.63
09F03158	09F03158	\$7,292.03	11/15/2010		
				CDA A	\$72.92
				DA OFFICE	\$729.20
				GENERAL FUND	\$1,750.09
				ORANGE CO SO	\$4,739.82
09F03249	09F03249	\$552.93	5/10/2010		
				CDA A	\$5.53
				DA OFFICE	\$55.29
				GENERAL FUND	\$132.70
				SANTA ANA PD	\$359.41
09F03343	09F03343	\$792.93	5/10/2010		
				CDA A	\$7.93
				DA OFFICE	\$79.29
				GENERAL FUND	\$190.30
				ORANGE PD	\$515.41
09F03371	09F03371	\$12,809.57	5/27/2010		
				CDA A	\$128.10
				DA OFFICE	\$1,280.96
				GENERAL FUND	\$3,074.30
				ORANGE PD	\$8,326.21
09F03417	09F03417	\$1,988.16	5/10/2010		
				CDA A	\$19.88
				DA OFFICE	\$198.82
				GENERAL FUND	\$477.16
				SANTA ANA PD	\$1,292.30
09F03459	09F03459	\$961.64	5/17/2010		
				CDA A	\$9.62
				DA OFFICE	\$96.16
				GENERAL FUND	\$230.79
				SANTA ANA PD	\$625.07
09F03469	09F03469	\$665.00	5/10/2010		
				CDA A	\$6.65
				DA OFFICE	\$66.50
				GENERAL FUND	\$159.60
				TUSTIN PD	\$432.25
09F03487	09F03487	\$541.00	7/12/2010		
				CDA A	\$5.41
				DA OFFICE	\$54.10
				GENERAL FUND	\$129.84
				TUSTIN PD	\$351.65



State of California
ASSET FORFEITURE REPORT - 2010

Table 3

Admin Number	Docket Number	Amount Forfeited	Date Disbursed	Recipient	Amount Disbursed
09F03538	09F03538	\$714.94	7/12/2010	CDA	\$7.15
				DA OFFICE	\$71.49
				GENERAL FUND	\$171.59
				SANTA ANA PD	\$464.71
09F03569	09F03569	\$476.49	8/24/2010	CDA	\$4.76
				DA OFFICE	\$47.65
				GENERAL FUND	\$114.36
				SANTA ANA PD	\$309.72
09F03661	09F03661	\$3,130.00	5/10/2010	CDA	\$31.30
				DA OFFICE	\$313.00
				GENERAL FUND	\$751.20
				TUSTIN PD	\$2,034.50
09F03703	09F03703	\$841.38	8/24/2010	CDA	\$8.41
				DA OFFICE	\$84.14
				GENERAL FUND	\$201.93
				SANTA ANA PD	\$546.90
09F04752	09F04752	\$10,329.22	5/28/2010	CDA	\$103.29
				DA OFFICE	\$1,032.92
				GENERAL FUND	\$2,479.01
				LA HABRA PD	\$6,714.00
09F04765	09F04765	\$2,270.00	5/14/2010	CDA	\$22.70
				DA OFFICE	\$227.00
				FULLERTON PD	\$1,475.50
				GENERAL FUND	\$544.80
09F04979	09F04979	\$1,718.80	5/14/2010	CDA	\$17.19
				DA OFFICE	\$171.88
				FULLERTON PD	\$1,117.22
				GENERAL FUND	\$412.51
09F05549	09F05549	\$1,246.00	1/11/2010	ANAHEIM PD	\$809.90
				CDA	\$12.46
				DA OFFICE	\$124.60
				GENERAL FUND	\$299.04
09F05604	09F05604	\$572.91	1/11/2010	ANAHEIM PD	\$372.39
				CDA	\$5.73
				DA OFFICE	\$57.29
				GENERAL FUND	\$137.50
09F05617	09F05617	\$750.91	1/11/2010	ANAHEIM PD	\$488.09



State of California
ASSET FORFEITURE REPORT - 2010

Table 3

Admin Number	Docket Number	Amount Forfeited	Date Disbursed	Recipient	Amount Disbursed
				CDA A	\$7.51
				DA OFFICE	\$75.09
				GENERAL FUND	\$180.22
09F05632	09F05632	\$1,553.79	3/5/2010		
				ANAHEIM PD	\$1,009.96
				CDA A	\$15.54
				DA OFFICE	\$155.38
				GENERAL FUND	\$372.91
09F05828	09F05828	\$16,786.81	5/27/2010		
				CDA A	\$167.87
				DA OFFICE	\$1,678.68
				GENERAL FUND	\$4,028.83
				LA HABRA PD	\$10,911.43
09F05876	09F05876	\$1,148.98	1/11/2010		
				BUENA PARK PD	\$746.83
				CDA A	\$11.49
				DA OFFICE	\$114.90
				GENERAL FUND	\$275.76
09F05897(1)	09F05897(1)	\$9,417.42	7/12/2010		
				CDA A	\$94.17
				DA OFFICE	\$941.74
				GENERAL FUND	\$2,260.18
				HUNTINGTON BEACH PD	\$6,121.33
09F05918	09F05918	\$3,012.86	3/5/2010		
				CDA A	\$30.13
				DA OFFICE	\$301.29
				FULLERTON PD	\$1,958.35
				GENERAL FUND	\$723.09
09F06058	09F06058	\$1,667.13	1/11/2010		
				BUENA PARK PD	\$1,083.64
				CDA A	\$16.67
				DA OFFICE	\$166.71
				GENERAL FUND	\$400.11
09F06069	09F06069	\$2,414.44	7/12/2010		
				CDA A	\$24.14
				DA OFFICE	\$241.44
				GENERAL FUND	\$579.47
				LA HABRA PD	\$1,569.39
09F06250	09F06250	\$674.91	3/5/2010		
				ANAHEIM PD	\$438.69
				CDA A	\$6.75
				DA OFFICE	\$67.49
				GENERAL FUND	\$161.98
09F06328	09F06328	\$449.84	3/5/2010		
				ANAHEIM PD	\$292.40
				CDA A	\$4.50
				DA OFFICE	\$44.98



State of California
ASSET FORFEITURE REPORT - 2010

Table 3

Admin Number	Docket Number	Amount Forfeited	Date Disbursed	Recipient	Amount Disbursed
09F06339	09F06339	\$4,798.32	3/5/2010	GENERAL FUND	\$107.96
				ANAHEIM PD	\$3,118.91
				CDAA	\$47.98
				DA OFFICE	\$479.83
				GENERAL FUND	\$1,151.60
09F06375	09F06375	\$1,563.63	11/15/2010	CDAA	\$15.64
				DA OFFICE	\$156.36
				GENERAL FUND	\$375.27
				ORANGE CO SO	\$1,016.36
09F06457	09F06457	\$903.41	11/16/2010	CDAA	\$9.03
				DA OFFICE	\$90.34
				GENERAL FUND	\$216.82
				ORANGE CO SO	\$587.22
09F06499	09F06499	\$5,040.48	5/17/2010	CDAA	\$50.40
				DA OFFICE	\$504.05
				GENERAL FUND	\$1,209.72
				LA HABRA PD	\$3,276.31
09F06553	09F06553	\$2,030.00	5/17/2010	CDAA	\$20.30
				CHP	\$1,319.50
				DA OFFICE	\$203.00
				GENERAL FUND	\$487.20
09F06589	09F06589	\$935.46	5/14/2010	BUENA PARK PD	\$608.05
				CDAA	\$9.35
				DA OFFICE	\$93.55
				GENERAL FUND	\$224.51
09F06685	09F06685	\$460.48	5/28/2010	ANAHEIM PD	\$299.31
				CDAA	\$4.60
				DA OFFICE	\$46.05
				GENERAL FUND	\$110.52
09F06705	09F06705	\$691.73	5/27/2010	ANAHEIM PD	\$449.62
				CDAA	\$6.92
				DA OFFICE	\$69.17
				GENERAL FUND	\$166.02
09F06789	09F06789	\$922.42	5/28/2010	BUENA PARK PD	\$599.58
				CDAA	\$9.22
				DA OFFICE	\$92.24
				GENERAL FUND	\$221.38



State of California
ASSET FORFEITURE REPORT - 2010

Table 3

Admin Number	Docket Number	Amount Forfeited	Date Disbursed	Recipient	Amount Disbursed
09F06790	09F06790	\$2,274.30	5/27/2010	ANAHEIM PD CDAA GENERAL FUND	\$1,478.30 \$250.17 \$545.83
09F06841	09F06841	\$1,185.08	5/17/2010	BUENA PARK PD CDAA DA OFFICE GENERAL FUND	\$770.30 \$11.85 \$118.51 \$284.42
09F06906	09F06906	\$2,740.00	5/14/2010	CDAA DA OFFICE FULLERTON PD GENERAL FUND	\$27.40 \$274.00 \$1,781.00 \$657.60
09F07196	09F07196	\$4,199.63	5/17/2010	ANAHEIM PD CDAA DA OFFICE GENERAL FUND	\$2,729.76 \$42.00 \$419.96 \$1,007.91
09F08109	09F08109	\$23,157.85	2/3/2010	CDAA DA OFFICE GENERAL FUND ORANGE CO SO	\$231.58 \$2,315.79 \$5,557.88 \$15,052.60
09F08185	09F08185	\$1,682.42	11/16/2010	CDAA DA OFFICE GENERAL FUND ORANGE CO SO	\$16.82 \$168.24 \$403.78 \$1,093.58
09F08244	09F08244	\$615.44	2/3/2010	CDAA DA OFFICE GENERAL FUND ORANGE CO SO	\$6.15 \$61.54 \$147.71 \$400.04
09F08299	09F08299	\$1,152.54	2/3/2010	CDAA DA OFFICE GENERAL FUND ORANGE CO SO	\$11.53 \$115.25 \$276.61 \$749.15
09F08318	09F08318	\$2,343.89	2/3/2010	CDAA DA OFFICE GENERAL FUND ORANGE CO SO	\$23.44 \$234.39 \$562.53 \$1,523.53
09F08433	09F08433	\$8,725.33	2/3/2010	CDAA DA OFFICE	\$87.25 \$872.53



State of California
ASSET FORFEITURE REPORT - 2010

Table 3

Admin Number	Docket Number	Amount Forfeited	Date Disbursed	Recipient	Amount Disbursed
				GENERAL FUND	\$2,094.08
				ORANGE CO SO	\$5,671.47
09F08447	09F08447	\$2,317.81	3/5/2010		
				CDAA	\$23.18
				DA OFFICE	\$231.78
				GENERAL FUND	\$556.27
				ORANGE CO SO	\$1,506.58
09F08475	09F08475	\$5,455.31	2/3/2010		
				CDAA	\$54.55
				DA OFFICE	\$545.53
				GENERAL FUND	\$1,309.27
				ORANGE CO SO	\$3,545.96
09F08532	09F08532	\$12,859.77	11/10/2010		
				CDAA	\$128.60
				DA OFFICE	\$1,285.98
				GENERAL FUND	\$3,086.34
				ORANGE CO SO	\$8,358.85
09F08586	09F08586	\$1,580.57	3/5/2010		
				CDAA	\$15.81
				DA OFFICE	\$158.06
				GENERAL FUND	\$379.34
				NEWPORT BEACH PD	\$1,027.36
09F08588	09F08588	\$4,959.37	1/11/2010		
				CDAA	\$49.59
				DA OFFICE	\$495.94
				GENERAL FUND	\$1,190.25
				NEWPORT BEACH PD	\$3,223.59
09F08629	09F08629	\$1,414.55	2/3/2010		
				CDAA	\$14.15
				DA OFFICE	\$141.46
				GENERAL FUND	\$339.49
				ORANGE CO SO	\$919.45
09F08639	09F08639	\$7,483.62	2/3/2010		
				CDAA	\$74.84
				DA OFFICE	\$748.36
				GENERAL FUND	\$1,796.07
				ORANGE CO SO	\$4,864.35
09F08692	09F08692	\$2,459.76	3/5/2010		
				CDAA	\$24.60
				DA OFFICE	\$245.98
				GENERAL FUND	\$590.34
				ORANGE CO SO	\$1,598.84
09F08829	09F08829	\$1,263.53	3/5/2010		
				CDAA	\$12.64
				DA OFFICE	\$126.35
				GENERAL FUND	\$303.25
				ORANGE CO SO	\$821.29



State of California
ASSET FORFEITURE REPORT - 2010

Table 3

Admin Number	Docket Number	Amount Forfeited	Date Disbursed	Recipient	Amount Disbursed
09F08885	09F08885	\$1,033.02	11/16/2010	CDA	\$10.33
				DA OFFICE	\$103.30
				GENERAL FUND	\$247.92
				ORANGE CO SO	\$671.47
09F08905	09F08905	\$534.80	3/5/2010	CDA	\$5.35
				DA OFFICE	\$53.48
				GENERAL FUND	\$128.35
				ORANGE CO SO	\$347.62
09F09661	09F09661	\$1,033.20	1/11/2010	CDA	\$10.33
				DA OFFICE	\$103.32
				GENERAL FUND	\$247.97
				LAGUNA BEACH PD	\$671.58
09F09694	09F09694	\$743.65	2/3/2010	CDA	\$7.44
				DA OFFICE	\$74.37
				GENERAL FUND	\$178.48
				ORANGE CO SO	\$483.36
09F09751	09F09751	\$705.36	2/3/2010	CDA	\$7.05
				DA OFFICE	\$70.54
				GENERAL FUND	\$169.29
				ORANGE CO SO	\$458.48
09F09760	09F09760	\$1,004.76	1/11/2010	CDA	\$10.05
				COSTA MESA PD	\$653.09
				DA OFFICE	\$100.48
				GENERAL FUND	\$241.14
09F09830	09F09830	\$3,680.43	3/5/2010	CDA	\$36.80
				DA OFFICE	\$368.04
				GENERAL FUND	\$883.30
				ORANGE CO SO	\$2,392.29
09F09872	09F09872	\$468.74	1/11/2010	CDA	\$4.69
				COSTA MESA PD	\$304.68
				DA OFFICE	\$46.87
				GENERAL FUND	\$112.50
09F09876	09F09876	\$1,111.30	1/11/2010	CDA	\$11.11
				DA OFFICE	\$111.13
				GENERAL FUND	\$266.71
				NEWPORT BEACH PD	\$722.35
09F09899	09F09899	\$2,216.36	1/11/2010	CDA	\$22.16



State of California
ASSET FORFEITURE REPORT - 2010

Table 3

Admin Number	Docket Number	Amount Forfeited	Date Disbursed	Recipient	Amount Disbursed
				DA OFFICE	\$221.64
				GENERAL FUND	\$531.93
				IRVINE PD	\$1,440.63
09F09905	09F09905	\$504.57	1/11/2010		
				CDA A	\$5.05
				COSTA MESA PD	\$327.96
				DA OFFICE	\$50.46
				GENERAL FUND	\$121.10
09F10045	09F10045	\$3,360.47	1/11/2010		
				CDA A	\$33.60
				DA OFFICE	\$336.05
				GENERAL FUND	\$806.51
				IRVINE PD	\$2,184.31
09F10079	09F10079	\$1,438.33	5/17/2010		
				CDA A	\$14.38
				DA OFFICE	\$143.83
				GENERAL FUND	\$345.20
				NEWPORT BEACH PD	\$934.92
09F10097	09F10097	\$514.13	5/27/2010		
				CDA A	\$5.14
				DA OFFICE	\$51.41
				GENERAL FUND	\$123.39
				NEWPORT BEACH PD	\$334.19
09F10172	09F10172	\$4,765.62	3/5/2010		
				CDA A	\$47.66
				DA OFFICE	\$476.56
				GENERAL FUND	\$1,143.75
				LAGUNA BEACH PD	\$3,097.65
09F10179	09F10179	\$521.11	5/17/2010		
				CDA A	\$5.21
				DA OFFICE	\$52.11
				GENERAL FUND	\$125.07
				IRVINE PD	\$338.72
09F10201	09F10201	\$750.20	3/5/2010		
				CDA A	\$7.50
				DA OFFICE	\$75.02
				GENERAL FUND	\$180.05
				NEWPORT BEACH PD	\$487.63
09F10266	09F10266	\$5,081.14	5/28/2010		
				CDA A	\$50.81
				DA OFFICE	\$508.11
				GENERAL FUND	\$1,219.47
				IRVINE PD	\$3,302.75
09F10271	09F10271	\$965.13	5/28/2010		
				CDA A	\$9.65
				COSTA MESA PD	\$627.34
				DA OFFICE	\$96.51



State of California
ASSET FORFEITURE REPORT - 2010

Table 3

Admin Number	Docket Number	Amount Forfeited	Date Disbursed	Recipient	Amount Disbursed
09F10360	09F10360	\$2,959.79	3/5/2010	GENERAL FUND	\$231.63
				CDA A	\$29.60
				DA OFFICE	\$295.98
				GENERAL FUND	\$710.35
09F10433B	09F10433B	\$207.55	11/16/2010	NEWPORT BEACH PD	\$1,923.86
				CDA A	\$2.08
				DA OFFICE	\$20.76
				GENERAL FUND	\$49.81
09F10559	09F10559	\$482.81	5/28/2010	ORANGE CO SO	\$134.90
				CDA A	\$4.83
				COSTA MESA PD	\$313.83
				DA OFFICE	\$48.28
09F10601	09F10601	\$1,632.23	5/28/2010	GENERAL FUND	\$115.87
				CDA A	\$16.32
				DA OFFICE	\$163.22
				GENERAL FUND	\$391.74
09F10702	09F10702	\$6,951.53	7/12/2010	IRVINE PD	\$1,060.95
				CDA A	\$69.52
				DA OFFICE	\$695.15
				GENERAL FUND	\$1,668.37
09F10706	09F10706	\$1,288.28	5/10/2010	IRVINE PD	\$4,518.49
				CDA A	\$12.88
				DA OFFICE	\$128.83
				GENERAL FUND	\$309.19
09F10735	09F10735	\$2,460.72	7/12/2010	NEWPORT BEACH PD	\$837.38
				CDA A	\$24.61
				DA OFFICE	\$246.07
				GENERAL FUND	\$590.57
09F10754	09F10754	\$477.03	5/10/2010	LAGUNA BEACH PD	\$1,599.47
				CDA A	\$4.77
				DA OFFICE	\$47.70
				GENERAL FUND	\$114.49
09F10782	09F10782	\$825.06	5/10/2010	NEWPORT BEACH PD	\$310.07
				CDA A	\$8.25
				DA OFFICE	\$82.51
				GENERAL FUND	\$198.01
				NEWPORT BEACH PD	\$536.29



State of California
ASSET FORFEITURE REPORT - 2010

Table 3

Admin Number	Docket Number	Amount Forfeited	Date Disbursed	Recipient	Amount Disbursed
09F10852	09F10852	\$4,835.65	5/10/2010	CDA DA OFFICE GENERAL FUND IRVINE PD	\$48.36 \$483.57 \$1,160.56 \$3,143.16
09F12149	09F12149	\$1,073.00	5/14/2010	CDA DA OFFICE FOUNTAIN VALLEY PD GENERAL FUND	\$10.73 \$107.30 \$697.45 \$257.52
09F12203	09F12203	\$9,080.08	3/5/2010	CDA DA OFFICE GARDEN GROVE PD GENERAL FUND	\$90.80 \$908.01 \$5,902.05 \$2,179.22
09F12291	09F12291	\$2,534.63	3/5/2010	CDA DA OFFICE GENERAL FUND WESTMINSTER PD	\$25.35 \$253.46 \$608.31 \$1,647.51
09F12295	09F12295	\$1,676.49	5/14/2010	CDA DA OFFICE FOUNTAIN VALLEY PD GENERAL FUND	\$16.76 \$167.65 \$1,089.72 \$402.36
09F12337	09F12337	\$474.40	3/5/2010	CDA DA OFFICE GARDEN GROVE PD GENERAL FUND	\$4.74 \$47.44 \$308.36 \$113.86
09F12430	09F12430	\$647.71	3/5/2010	CDA DA OFFICE GARDEN GROVE PD GENERAL FUND	\$6.48 \$64.77 \$421.01 \$155.45
09F12548	09F12548	\$451.34	3/5/2010	CDA DA OFFICE GARDEN GROVE PD GENERAL FUND	\$4.51 \$45.13 \$293.38 \$108.32
09F12599	09F12599	\$812.78	3/5/2010	CDA DA OFFICE GENERAL FUND HUNTINGTON BEACH PD	\$8.13 \$81.28 \$195.07 \$528.30
09F12603	09F12603	\$1,112.10	3/5/2010	CDA	\$11.12



State of California
ASSET FORFEITURE REPORT - 2010

Table 3

Admin Number	Docket Number	Amount Forfeited	Date Disbursed	Recipient	Amount Disbursed
				DA OFFICE	\$111.21
				GARDEN GROVE PD	\$722.87
				GENERAL FUND	\$266.90
09F12604	09F12604	\$532.99	2/3/2010		
				CDA A	\$5.33
				DA OFFICE	\$53.30
				GENERAL FUND	\$127.92
				ORANGE CO SO	\$346.44
09F12624	09F12624	\$1,350.71	3/5/2010		
				CDA A	\$13.51
				DA OFFICE	\$135.07
				GENERAL FUND	\$324.17
				WESTMINSTER PD	\$877.96
09F12739	09F12739	\$4,875.38	3/5/2010		
				CDA A	\$48.75
				DA OFFICE	\$487.54
				GENERAL FUND	\$1,170.09
				WESTMINSTER PD	\$3,169.00
09F12812	09F12812	\$2,092.16	7/12/2010		
				CDA A	\$20.92
				DA OFFICE	\$209.22
				GENERAL FUND	\$502.12
				HUNTINGTON BEACH PD	\$1,359.90
09F13023	09F13023	\$1,091.65	5/17/2010		
				CDA A	\$10.92
				DA OFFICE	\$109.17
				GENERAL FUND	\$262.00
				HUNTINGTON BEACH PD	\$709.56
09F13415	09F13415	\$2,062.40	5/10/2010		
				CDA A	\$20.62
				CYPRESS PD	\$1,340.56
				DA OFFICE	\$206.24
				GENERAL FUND	\$494.98
09F13548	09F13548	\$3,557.32	7/12/2010		
				CDA A	\$35.57
				DA OFFICE	\$355.73
				GARDEN GROVE PD	\$2,312.26
				GENERAL FUND	\$853.76
09F14021	09F14021	\$614.37	3/5/2010		
				CDA A	\$6.14
				DA OFFICE	\$61.44
				GENERAL FUND	\$147.45
				WESTMINSTER PD	\$399.34
09F14023	09F14023	\$403.22	2/3/2010		
				CDA A	\$4.03
				DA OFFICE	\$40.32
				GENERAL FUND	\$96.77



State of California
ASSET FORFEITURE REPORT - 2010

Table 3

Admin Number	Docket Number	Amount Forfeited	Date Disbursed	Recipient	Amount Disbursed
09F14045	09F14045	\$6,071.17	5/10/2010	ORANGE CO SO	\$262.10
				CDA A	\$60.71
				DA OFFICE	\$607.12
				GENERAL FUND	\$1,457.08
				SANTA ANA PD	\$3,946.26
09F14063	09F14063	\$2,740.90	8/24/2010	CDA A	\$27.41
				DA OFFICE	\$274.09
				GENERAL FUND	\$657.82
				LA IMPACT	\$1,781.58
09F14152	09F14152	\$957.15	2/3/2010	CDA A	\$9.57
				DA OFFICE	\$95.72
				GENERAL FUND	\$229.72
				ORANGE CO SO	\$622.14
09F14432	09F14432	\$5,325.63	5/28/2010	CDA A	\$53.26
				DA OFFICE	\$532.56
				GENERAL FUND	\$1,278.15
				ORANGE PD	\$3,461.66
09F14565	09F14565	\$3,757.59	8/24/2010	CDA A	\$37.58
				DA OFFICE	\$375.76
				GENERAL FUND	\$901.82
				SANTA ANA PD	\$2,442.43
09H01841X	09H01841X	\$948.14	5/28/2010	CDA A	\$9.48
				DA OFFICE	\$94.81
				GENERAL FUND	\$227.55
				LAGUNA BEACH PD	\$616.30
10-00352986	10-00352986	\$750.66	11/9/2010	ANAHEIM PD	\$487.92
				CDA A	\$7.51
				DA OFFICE	\$75.07
				GENERAL FUND	\$180.16
10-01226	10-01226	\$450.20	11/9/2010	CDA A	\$4.50
				DA OFFICE	\$45.02
				GENERAL FUND	\$108.05
				NEWPORT BEACH PD	\$292.63
10-01278	10-01278	\$515.05	7/12/2010	CDA A	\$5.15
				DA OFFICE	\$51.51
				GENERAL FUND	\$123.61
				NEWPORT BEACH PD	\$334.78



State of California
ASSET FORFEITURE REPORT - 2010

Table 3

Admin Number	Docket Number	Amount Forfeited	Date Disbursed	Recipient	Amount Disbursed
10-013375	10-013375	\$5,486.14	11/10/2010	CDA A	\$54.86
				DA OFFICE	\$548.61
				GENERAL FUND	\$1,316.67
				ORANGE CO SO	\$3,566.00
10-01742	10-01742	\$851.39	7/12/2010	CDA A	\$8.51
				DA OFFICE	\$85.14
				GARDEN GROVE PD	\$553.41
				GENERAL FUND	\$204.33
10-03415	10-03415	\$528.08	11/9/2010	CDA A	\$5.28
				DA OFFICE	\$52.81
				GENERAL FUND	\$126.74
				IRVINE PD	\$343.25
10-048976	10-048976	\$3,343.97	11/10/2010	CDA A	\$33.44
				DA OFFICE	\$334.40
				GENERAL FUND	\$802.55
				ORANGE CO SO	\$2,173.58
10-0838	10-0838	\$1,746.29	11/10/2010	CDA A	\$17.46
				DA OFFICE	\$174.63
				GENERAL FUND	\$419.11
				PLACENTIA PD	\$1,135.09
10-09119	10-09119	\$544.98	11/9/2010	BUENA PARK PD	\$354.23
				CDA A	\$5.45
				DA OFFICE	\$54.50
				GENERAL FUND	\$130.80
10-1020	10-1020	\$2,951.10	11/10/2010	CDA A	\$29.51
				CYPRESS PD	\$1,918.22
				DA OFFICE	\$295.11
				GENERAL FUND	\$708.26
10-1226	10-1226	\$1,450.14	7/12/2010	CDA A	\$14.50
				DA OFFICE	\$145.01
				GENERAL FUND	\$348.03
				NEWPORT BEACH PD	\$942.60
10-977	10-977	\$923.50	7/12/2010	CDA A	\$9.24
				DA OFFICE	\$92.35
				GARDEN GROVE PD	\$600.27
				GENERAL FUND	\$221.64
10F00031	10F00031	\$2,143.00	5/10/2010	CDA A	\$21.43



State of California
ASSET FORFEITURE REPORT - 2010

Table 3

Admin Number	Docket Number	Amount Forfeited	Date Disbursed	Recipient	Amount Disbursed
				DA OFFICE	\$214.30
				GENERAL FUND	\$514.32
				TUSTIN PD	\$1,392.95
10F00115	10F00115	\$1,480.95	11/10/2010		
				CDA A	\$14.81
				DA OFFICE	\$148.10
				GENERAL FUND	\$355.43
				ORANGE CO SO	\$962.61
10F00261	10F00261	\$1,243.22	11/18/2010		
				BUENA PARK PD	\$808.10
				CDA A	\$12.43
				DA OFFICE	\$124.32
				GENERAL FUND	\$298.37
10F00352	10F00352	\$2,309.89	11/9/2010		
				CDA A	\$23.10
				DA OFFICE	\$230.99
				GENERAL FUND	\$554.37
				HUNTINGTON BEACH PD	\$1,501.43
10F00373	10F00373	\$861.97	11/9/2010		
				ANAHEIM PD	\$560.28
				CDA A	\$8.62
				DA OFFICE	\$86.20
				GENERAL FUND	\$206.87
10F00500	10F00500	\$1,598.86	7/12/2010		
				ANAHEIM PD	\$1,039.25
				CDA A	\$15.99
				DA OFFICE	\$159.89
				GENERAL FUND	\$383.73
10F00681	10F00681	\$1,336.64	11/10/2010		
				CDA A	\$13.37
				DA OFFICE	\$133.66
				GENERAL FUND	\$320.79
				ORANGE PD	\$868.82
10F00685	10F00685	\$2,528.79	11/10/2010		
				CDA A	\$25.29
				DA OFFICE	\$252.88
				GENERAL FUND	\$606.91
				ORANGE CO SO	\$1,643.71
10F00686	10F00686	\$8,800.57	7/12/2010		
				CDA A	\$88.01
				DA OFFICE	\$880.06
				GENERAL FUND	\$2,112.14
				LA HABRA PD	\$5,720.36
10F00691	10F00691	\$906.02	11/9/2010		
				ANAHEIM PD	\$588.92
				CDA A	\$9.06
				DA OFFICE	\$90.60



State of California
ASSET FORFEITURE REPORT - 2010

Table 3

Admin Number	Docket Number	Amount Forfeited	Date Disbursed	Recipient	Amount Disbursed
10F00771	10F00771	\$732.80	7/12/2010	GENERAL FUND	\$217.44
				CDA	\$7.33
				DA OFFICE	\$73.28
				GENERAL FUND	\$175.87
				SANTA ANA PD	\$476.32
10F00783	10F00783	\$1,171.93	7/12/2010		
				CDA	\$11.72
				DA OFFICE	\$117.20
				GENERAL FUND	\$281.27
				SANTA ANA PD	\$761.74
10F00907	10F00907	\$713.70	7/12/2010		
				CDA	\$7.14
				DA OFFICE	\$71.37
				GENERAL FUND	\$171.29
				ORANGE PD	\$463.90
10F00940	10F00940	\$1,316.00	7/12/2010		
				CDA	\$13.16
				DA OFFICE	\$131.60
				GENERAL FUND	\$315.84
				TUSTIN PD	\$855.40
10F01090	10F01090	\$1,387.12	11/10/2010		
				CDA	\$13.87
				DA OFFICE	\$138.71
				GENERAL FUND	\$332.91
				SANTA ANA PD	\$901.63
10F03765	10F03765	\$1,196.62	5/10/2010		
				BUENA PARK PD	\$777.80
				CDA	\$11.97
				DA OFFICE	\$119.66
				GENERAL FUND	\$287.19
10F03774	10F03774	\$1,135.00	7/12/2010		
				CDA	\$11.35
				DA OFFICE	\$113.50
				GENERAL FUND	\$272.40
				PLACENTIA PD	\$737.75
10F03850	10F03850	\$617.22	7/12/2010		
				BUENA PARK PD	\$401.20
				CDA	\$6.17
				DA OFFICE	\$61.72
				GENERAL FUND	\$148.13
10F03869	10F03869	\$1,497.14	7/12/2010		
				BUENA PARK PD	\$973.15
				CDA	\$14.97
				DA OFFICE	\$149.71
				GENERAL FUND	\$359.31



State of California
ASSET FORFEITURE REPORT - 2010

Table 3

Admin Number	Docket Number	Amount Forfeited	Date Disbursed	Recipient	Amount Disbursed
10F03944	10F03944	\$703.00	11/10/2010	CDA A	\$7.02
				DA OFFICE	\$70.20
				FULLERTON PD	\$457.30
				GENERAL FUND	\$168.48
10F03994	10F03994	\$2,137.35	11/9/2010	ANAHEIM PD	\$1,389.28
				CDA A	\$21.37
				DA OFFICE	\$213.74
				GENERAL FUND	\$512.96
10F04059	10F04059	\$816.16	7/12/2010	BUENA PARK PD	\$530.50
				CDA A	\$8.16
				DA OFFICE	\$81.62
				GENERAL FUND	\$195.88
10F04090	10F04090	\$494.00	7/12/2010	CDA A	\$4.94
				DA OFFICE	\$49.40
				FULLERTON PD	\$321.10
				GENERAL FUND	\$118.56
10F04199	10F04199	\$803.00	11/10/2010	CDA A	\$8.03
				DA OFFICE	\$80.30
				FULLERTON PD	\$521.95
				GENERAL FUND	\$192.72
10F04210	10F04210	\$598.77	11/9/2010	BUENA PARK PD	\$389.20
				CDA A	\$5.99
				DA OFFICE	\$59.88
				GENERAL FUND	\$143.70
10F04403	10F04403	\$2,141.94	11/9/2010	ANAHEIM PD	\$1,392.26
				CDA A	\$21.42
				DA OFFICE	\$214.19
				GENERAL FUND	\$514.07
10F04421	10F04421	\$454.00	11/10/2010	CDA A	\$4.54
				DA OFFICE	\$45.40
				FULLERTON PD	\$295.10
				GENERAL FUND	\$108.96
10F05049	10F05049	\$12,336.90	5/10/2010	ANAHEIM PD	\$8,018.98
				CDA A	\$123.37
				DA OFFICE	\$1,233.69
				GENERAL FUND	\$2,960.86
10F05120	10F05120	\$1,417.00	8/24/2010	CDA A	\$14.17



State of California
ASSET FORFEITURE REPORT - 2010

Table 3

Admin Number	Docket Number	Amount Forfeited	Date Disbursed	Recipient	Amount Disbursed
				DA OFFICE	\$141.70
				GENERAL FUND	\$340.08
				PLACENTIA PD	\$921.05
10F05156	10F05156	\$510.94	8/24/2010		
				BUENA PARK PD	\$332.11
				CDA A	\$5.11
				DA OFFICE	\$51.09
				GENERAL FUND	\$122.63
10F05206	10F05206	\$1,610.11	11/10/2010		
				CDA A	\$16.10
				DA OFFICE	\$161.01
				FULLERTON PD	\$1,046.57
				GENERAL FUND	\$386.43
10F07756	10F07756	\$1,910.98	11/10/2010		
				CDA A	\$19.11
				DA OFFICE	\$191.11
				GENERAL FUND	\$458.63
				ORANGE CO SO	\$1,242.13
10F07863	10F07863	\$575.67	11/10/2010		
				CDA A	\$5.76
				DA OFFICE	\$57.57
				GENERAL FUND	\$138.16
				ORANGE CO SO	\$374.18
10F07885	10F07885	\$732.12	11/9/2010		
				CDA A	\$7.32
				DA OFFICE	\$73.21
				GENERAL FUND	\$175.71
				IRVINE PD	\$475.88
10F07933	10F07933	\$1,470.51	11/10/2010		
				CDA A	\$14.71
				DA OFFICE	\$147.05
				GENERAL FUND	\$352.92
				ORANGE CO SO	\$955.83
10F07934	10F07934	\$1,234.20	7/12/2010		
				CDA A	\$12.34
				DA OFFICE	\$123.42
				GENERAL FUND	\$296.21
				NEWPORT BEACH PD	\$802.23
10F07971	10F07971	\$406.06	11/9/2010		
				CDA A	\$4.06
				DA OFFICE	\$40.61
				GENERAL FUND	\$97.45
				IRVINE PD	\$263.94
10F08129	10F08129	\$900.16	11/10/2010		
				CDA A	\$9.00
				DA OFFICE	\$90.02
				GENERAL FUND	\$216.04



State of California
ASSET FORFEITURE REPORT - 2010

Table 3

Admin Number	Docket Number	Amount Forfeited	Date Disbursed	Recipient	Amount Disbursed
10F08178	10F08178	\$1,315.34	11/9/2010	IRVINE PD	\$585.10
				CDA A	\$13.15
				COSTA MESA PD	\$854.98
				DA OFFICE	\$131.53
				GENERAL FUND	\$315.68
10F08201	10F08201	\$890.13	11/10/2010	CDA A	\$8.90
				DA OFFICE	\$89.01
				GENERAL FUND	\$213.63
				NEWPORT BEACH PD	\$578.59
10F08311	10F08311	\$3,018.33	11/10/2010	CDA A	\$30.18
				DA OFFICE	\$301.83
				GENERAL FUND	\$724.40
				NEWPORT BEACH PD	\$1,961.92
10F08408	10F08408	\$4,643.86	11/10/2010	CDA A	\$46.44
				DA OFFICE	\$464.39
				GENERAL FUND	\$1,114.53
				ORANGE CO SO	\$3,018.50
10F09016	10F09016	\$901.44	11/10/2010	CDA A	\$9.01
				DA OFFICE	\$90.14
				GENERAL FUND	\$216.35
				ORANGE CO SO	\$585.94
10F09067	10F09067	\$7,382.64	11/16/2010	CDA A	\$73.83
				DA OFFICE	\$738.26
				GENERAL FUND	\$1,771.83
				ORANGE CO SO	\$4,798.72
10F09137	10F09137	\$878.26	11/9/2010	CDA A	\$8.78
				DA OFFICE	\$87.83
				GENERAL FUND	\$210.78
				LAGUNA BEACH PD	\$570.87
10F09206	10F09206	\$2,522.22	8/24/2010	CDA A	\$25.22
				COSTA MESA PD	\$1,639.45
				DA OFFICE	\$252.22
				GENERAL FUND	\$605.33
10F09721	10F09721	\$811.07	7/12/2010	CDA A	\$8.11
				DA OFFICE	\$81.11
				GENERAL FUND	\$194.66
				NEWPORT BEACH PD	\$527.19



State of California
ASSET FORFEITURE REPORT - 2010

Table 3

Admin Number	Docket Number	Amount Forfeited	Date Disbursed	Recipient	Amount Disbursed
10F10036	10F10036	\$1,675.36	11/9/2010	CDA DA OFFICE GENERAL FUND NEWPORT BEACH PD	\$16.75 \$167.54 \$402.09 \$1,088.98
10F10040	10F10040	\$557.22	11/10/2010	CDA DA OFFICE GENERAL FUND ORANGE CO SO	\$5.57 \$55.72 \$133.73 \$362.20
10F10096	10F10096	\$1,511.20	11/9/2010	CDA DA OFFICE GENERAL FUND NEWPORT BEACH PD	\$15.11 \$151.12 \$362.69 \$982.28
10F10107	10F10107	\$2,749.41	11/10/2010	CDA DA OFFICE GENERAL FUND ORANGE CO SO	\$27.49 \$274.94 \$659.86 \$1,787.12
10F10190	10F10190	\$1,644.50	11/10/2010	CDA DA OFFICE GENERAL FUND ORANGE CO SO	\$16.45 \$164.45 \$394.68 \$1,068.92
10F11679	10F11679	\$2,047.02	11/10/2010	CDA DA OFFICE GENERAL FUND ORANGE CO SO	\$20.47 \$204.70 \$491.28 \$1,330.57
10F11877	10F11877	\$1,018.16	11/9/2010	BUENA PARK PD CDA DA OFFICE GENERAL FUND	\$661.80 \$10.18 \$101.82 \$244.36
10F11888	10F11888	\$1,334.03	11/9/2010	BUENA PARK PD CDA DA OFFICE GENERAL FUND	\$867.12 \$13.34 \$133.40 \$320.17
10F12008	10F12008	\$673.47	11/10/2010	CDA DA OFFICE GENERAL FUND ORANGE CO SO	\$6.73 \$67.35 \$161.63 \$437.76
10F12043	10F12043	\$1,268.00	11/9/2010	CDA	\$12.68



State of California
ASSET FORFEITURE REPORT - 2010

Table 3

Admin Number	Docket Number	Amount Forfeited	Date Disbursed	Recipient	Amount Disbursed
				DA OFFICE	\$126.80
				GARDEN GROVE PD	\$824.20
				GENERAL FUND	\$304.32
10F12171	10F12171	\$561.00	11/9/2010		
				CDA A	\$5.61
				DA OFFICE	\$56.10
				GARDEN GROVE PD	\$364.65
				GENERAL FUND	\$134.64
10F12266	10F12266	\$921.00	11/9/2010		
				CDA A	\$9.21
				DA OFFICE	\$92.10
				GARDEN GROVE PD	\$598.65
				GENERAL FUND	\$221.04
10F12316	10F12316	\$1,930.00	11/10/2010		
				CDA A	\$19.30
				DA OFFICE	\$193.00
				GENERAL FUND	\$463.20
				WESTMINSTER PD	\$1,254.50
10F12389	10F12389	\$1,083.62	11/10/2010		
				CDA A	\$10.84
				DA OFFICE	\$108.36
				GENERAL FUND	\$260.07
				ORANGE CO SO	\$704.35
10F12490	10F12490	\$337.78	11/10/2010		
				CDA A	\$3.38
				DA OFFICE	\$33.78
				GENERAL FUND	\$81.07
				ORANGE CO SO	\$219.55
ORANGE					\$1,239,586.60



State of California
ASSET FORFEITURE REPORT - 2010

Table 3

Admin Number	Docket Number	Amount Forfeited	Date Disbursed	Recipient	Amount Disbursed
PLACER					
F0-09-024		\$671.49	5/13/2010	15% - 11489	\$65.47
				CDAA	\$6.72
				DA OFFICE	\$67.15
				GENERAL FUND	\$161.15
				PLACER CO SO	\$371.00
F0-09-030		\$140.01	9/29/2010	15% - 11489	\$13.65
				CDAA	\$1.40
				DA OFFICE	\$14.00
				GENERAL FUND	\$33.60
				ROSEVILLE PD	\$77.36
FO-08-823		\$1,043.33	5/12/2010	15% - 11489	\$101.73
				CDAA	\$10.43
				DA OFFICE	\$104.33
				GENERAL FUND	\$250.40
				ROSEVILLE PD	\$576.44
FO-08-853		\$579.45	5/12/2010	15% - 11489	\$56.50
				CDAA	\$5.79
				DA OFFICE	\$57.94
				GENERAL FUND	\$139.07
				ROSEVILLE PD	\$320.15
FO-08-857		\$584.60	5/13/2010	15% - 11489	\$57.00
				CDAA	\$5.85
				DA OFFICE	\$58.46
				GENERAL FUND	\$140.30
				PLACER CO SIU	\$322.99
FO-08-863		\$640.88	5/13/2010	15% - 11489	\$62.49
				CDAA	\$6.40
				DA OFFICE	\$64.09
				GENERAL FUND	\$153.81
				ROCKLIN PD	\$354.09
FO-08-865		\$147.87	6/30/2010	15% - 11489	\$14.41
				CDAA	\$1.48
				DA OFFICE	\$14.79
				GENERAL FUND	\$35.49
				ROSEVILLE PD	\$81.70
FO-08-866		\$215.12	6/30/2010	15% - 11489	\$20.97
				CDAA	\$2.15
				DA OFFICE	\$21.51



State of California
ASSET FORFEITURE REPORT - 2010

Table 3

Admin Number	Docket Number	Amount Forfeited	Date Disbursed	Recipient	Amount Disbursed
				GENERAL FUND	\$51.63
				ROSEVILLE PD	\$118.86
FO-08-867		\$87.70	6/30/2010	15% - 11489	\$8.55
				CDA A	\$0.88
				DA OFFICE	\$8.77
				GENERAL FUND	\$21.05
				ROSEVILLE PD	\$48.45
FO-09-008		\$2,384.27	5/12/2010	15% - 11489	\$232.47
				CDA A	\$23.84
				DA OFFICE	\$238.43
				GENERAL FUND	\$572.22
				ROSEVILLE PD	\$1,317.31
FO-09-009		\$333.33	6/30/2010	15% - 11489	\$32.50
				CDA A	\$3.33
				DA OFFICE	\$33.33
				GENERAL FUND	\$80.00
				ROSEVILLE PD	\$184.17
FO-09-010		\$598.47	5/13/2010	15% - 11489	\$58.35
				CDA A	\$5.98
				DA OFFICE	\$59.85
				GENERAL FUND	\$143.63
				PLACER CO SO	\$330.66
FO-09-011		\$144.84	5/12/2010	15% - 11489	\$14.12
				CDA A	\$1.45
				DA OFFICE	\$14.48
				GENERAL FUND	\$34.76
				ROSEVILLE PD	\$80.03
FO-09-012A		\$8,396.70	5/12/2010	15% - 11489	\$818.68
				CDA A	\$83.97
				DA OFFICE	\$839.67
				GENERAL FUND	\$2,015.20
				ROSEVILLE PD	\$4,639.18
FO-09-013		\$234.09	6/30/2010	15% - 11489	\$22.82
				CDA A	\$2.34
				DA OFFICE	\$23.41
				GENERAL FUND	\$56.18
				ROCKLIN PD	\$129.34
FO-09-014		\$58.38	5/12/2010	15% - 11489	\$5.69
				CDA A	\$0.58



State of California
ASSET FORFEITURE REPORT - 2010

Table 3

Admin Number	Docket Number	Amount Forfeited	Date Disbursed	Recipient	Amount Disbursed
				DA OFFICE	\$5.84
				GENERAL FUND	\$14.01
				PLACER CO SO	\$32.26
FO-09-015		\$1,546.41	5/13/2010	15% - 11489	\$150.78
				CDA A	\$15.46
				DA OFFICE	\$154.64
				GENERAL FUND	\$371.14
				ROCKLIN PD	\$854.39
FO-09-016		\$159.66	6/30/2010	15% - 11489	\$15.57
				CDA A	\$1.60
				DA OFFICE	\$15.97
				GENERAL FUND	\$38.31
				ROCKLIN PD	\$88.21
FO-09-017		\$572.88	6/30/2010	15% - 11489	\$55.86
				CDA A	\$5.73
				DA OFFICE	\$57.29
				GENERAL FUND	\$137.49
				PLACER CO SIU	\$316.51
FO-09-018		\$151.28	6/30/2010	15% - 11489	\$14.75
				CDA A	\$1.51
				DA OFFICE	\$15.13
				GENERAL FUND	\$36.31
				PLACER CO SIU	\$83.58
FO-09-019		\$236.48	6/30/2010	15% - 11489	\$23.06
				CDA A	\$2.36
				DA OFFICE	\$23.65
				GENERAL FUND	\$56.75
				PLACER CO SIU	\$130.66
FO-09-020		\$1,187.74	5/13/2010	15% - 11489	\$115.81
				CDA A	\$11.87
				DA OFFICE	\$118.77
				GENERAL FUND	\$285.06
				PLACER CO SIU	\$656.23
FO-09-021		\$511.18	6/30/2010	15% - 11489	\$49.84
				CDA A	\$5.11
				DA OFFICE	\$51.12
				GENERAL FUND	\$122.68
				PLACER CO SIU	\$282.43
FO-09-023		\$125.44	6/30/2010	15% - 11489	\$12.23



State of California
ASSET FORFEITURE REPORT - 2010

Table 3

Admin Number	Docket Number	Amount Forfeited	Date Disbursed	Recipient	Amount Disbursed
				CDA A	\$1.25
				DA OFFICE	\$12.54
				GENERAL FUND	\$30.11
				ROCKLIN PD	\$69.31
FO-09-025		\$787.52	6/30/2010		
				15% - 11489	\$76.78
				CDA A	\$7.88
				CHP	\$435.11
				DA OFFICE	\$78.75
				GENERAL FUND	\$189.00
FO-09-026		\$659.60	6/30/2010		
				15% - 11489	\$64.31
				CDA A	\$6.60
				DA OFFICE	\$65.96
				GENERAL FUND	\$158.30
				PLACER CO SIU	\$364.43
FO-09-028		\$802.41	5/12/2010		
				15% - 11489	\$78.24
				CDA A	\$8.02
				DA OFFICE	\$80.24
				GENERAL FUND	\$192.58
				ROSEVILLE PD	\$443.33
FO-09-029		\$6,162.81	9/29/2010		
				15% - 11489	\$600.87
				CDA A	\$61.63
				DA OFFICE	\$616.29
				GENERAL FUND	\$1,479.07
				ROSEVILLE PD	\$3,404.95
FO-09-031		\$128.25	9/29/2010		
				15% - 11489	\$12.50
				CDA A	\$1.28
				DA OFFICE	\$12.83
				GENERAL FUND	\$30.78
				ROSEVILLE PD	\$70.86
FO-09-032		\$3,865.88	5/13/2010		
				15% - 11489	\$376.92
				CA ST PARKS	\$2,135.90
				CDA A	\$38.66
				DA OFFICE	\$386.59
				GENERAL FUND	\$927.81
FO-09-034		\$194.98	9/29/2010		
				15% - 11489	\$19.01
				CDA A	\$1.95
				DA OFFICE	\$19.50
				GENERAL FUND	\$46.79
				ROSEVILLE PD	\$107.73



State of California
ASSET FORFEITURE REPORT - 2010

Table 3

Admin Number	Docket Number	Amount Forfeited	Date Disbursed	Recipient	Amount Disbursed
FO-09-035		\$463.09	9/29/2010	15% - 11489	\$45.15
				CDA A	\$4.63
				DA OFFICE	\$46.31
				GENERAL FUND	\$111.14
				ROCKLIN PD	\$255.86
FO-09-037		\$565.50	9/29/2010	15% - 11489	\$55.14
				CDA A	\$5.65
				DA OFFICE	\$56.55
				GENERAL FUND	\$135.72
				ROCKLIN PD	\$312.44
FO-09-038		\$5,871.68	5/12/2010	15% - 11489	\$572.49
				CDA A	\$58.72
				DA OFFICE	\$587.17
				GENERAL FUND	\$1,409.20
				ROSEVILLE PD	\$3,244.10
FO-09-039		\$1,529.66	9/29/2010	15% - 11489	\$149.14
				CDA A	\$15.30
				DA OFFICE	\$152.97
				GENERAL FUND	\$367.11
				ROSEVILLE PD	\$845.14
FO-09-040		\$266.97	9/29/2010	15% - 11489	\$26.03
				AUBURN PD	\$147.50
				CDA A	\$2.67
				DA OFFICE	\$26.70
				GENERAL FUND	\$64.07
FO-09-041		\$562.47	9/29/2010	15% - 11489	\$54.84
				CDA A	\$5.62
				DA OFFICE	\$56.25
				GENERAL FUND	\$134.99
				LINCOLN PD	\$310.77
FO-09-043		\$1,743.46	9/29/2010	15% - 11489	\$169.99
				CDA A	\$17.43
				DA OFFICE	\$174.35
				GENERAL FUND	\$418.43
				PLACER CO SIU	\$963.26
FO-09-044		\$718.91	5/13/2010	15% - 11489	\$70.09
				CDA A	\$7.19
				DA OFFICE	\$71.89
				GENERAL FUND	\$172.54



State of California
ASSET FORFEITURE REPORT - 2010

Table 3

Admin Number	Docket Number	Amount Forfeited	Date Disbursed	Recipient	Amount Disbursed
FO-09-047		\$641.44	9/29/2010	PLACER CO SO	\$397.20
				15% - 11489	\$62.54
				CDAA	\$6.41
				DA OFFICE	\$64.14
				GENERAL FUND	\$153.95
FO-09-051		\$333.08	5/12/2010	ROCKLIN PD	\$354.40
				15% - 11489	\$32.47
				CDAA	\$3.33
				DA OFFICE	\$33.31
				GENERAL FUND	\$79.94
FO-09-052		\$179.48	5/12/2010	ROSEVILLE PD	\$184.03
				15% - 11489	\$17.50
				CDAA	\$1.80
				DA OFFICE	\$17.95
				GENERAL FUND	\$43.07
FO-09-054		\$4,484.92	9/29/2010	ROSEVILLE PD	\$99.16
				15% - 11489	\$437.28
				CDAA	\$44.85
				DA OFFICE	\$448.49
				GENERAL FUND	\$1,076.38
FO-09-055		\$616.50	9/29/2010	ROCKLIN PD	\$2,477.92
				15% - 11489	\$60.11
				CDAA	\$6.16
				DA OFFICE	\$61.65
				GENERAL FUND	\$147.96
FO-09-057		\$791.41	9/29/2010	ROSEVILLE PD	\$340.62
				15% - 11489	\$77.16
				CDAA	\$7.91
				DA OFFICE	\$79.15
				GENERAL FUND	\$189.94
FO-09-058		\$401.74	9/29/2010	PLACER CO SO	\$437.25
				15% - 11489	\$39.17
				CDAA	\$4.02
				DA OFFICE	\$40.17
				GENERAL FUND	\$96.42
FO-09-059		\$6,428.31	6/30/2010	ROSEVILLE PD	\$221.96
				15% - 11489	\$626.76
				CDAA	\$64.28
				DA OFFICE	\$642.83



State of California
ASSET FORFEITURE REPORT - 2010

Table 3

Admin Number	Docket Number	Amount Forfeited	Date Disbursed	Recipient	Amount Disbursed
				GENERAL FUND	\$1,542.79
				ROSEVILLE PD	\$3,551.65
FO-09-060		\$6,804.03	6/30/2010	15% - 11489	\$663.39
				CDA A	\$68.04
				DA OFFICE	\$680.40
				GENERAL FUND	\$1,632.97
				ROSEVILLE PD	\$3,759.23
FO-09-061		\$748.41	9/29/2010	15% - 11489	\$72.97
				CDA A	\$7.48
				DA OFFICE	\$74.84
				GENERAL FUND	\$179.62
				ROSEVILLE PD	\$413.50
FO-09-062		\$2,476.49	9/29/2010	15% - 11489	\$241.46
				CDA A	\$24.76
				DA OFFICE	\$247.65
				GENERAL FUND	\$594.36
				LINCOLN PD	\$1,368.26
FO-09-063		\$682.55	9/29/2010	15% - 11489	\$66.54
				CDA A	\$6.83
				DA OFFICE	\$68.26
				GENERAL FUND	\$163.81
				ROCKLIN PD	\$377.11
FO-09-064		\$698.68	9/29/2010	15% - 11489	\$68.12
				CDA A	\$6.99
				DA OFFICE	\$69.87
				GENERAL FUND	\$167.68
				PLACER CO SIU	\$386.02
FO-09-065		\$342.39	9/29/2010	15% - 11489	\$33.38
				CDA A	\$3.42
				DA OFFICE	\$34.24
				GENERAL FUND	\$82.17
				ROSEVILLE PD	\$189.18
FO-09-066		\$500.44	10/13/2010	15% - 11489	\$48.79
				CDA A	\$5.00
				DA OFFICE	\$50.04
				GENERAL FUND	\$120.11
				ROSEVILLE PD	\$276.50
FO-09-067		\$1,137.44	10/13/2010	15% - 11489	\$110.90
				CDA A	\$11.37



State of California
ASSET FORFEITURE REPORT - 2010

Table 3

Admin Number	Docket Number	Amount Forfeited	Date Disbursed	Recipient	Amount Disbursed
				DA OFFICE	\$113.74
				GENERAL FUND	\$272.99
				ROSEVILLE PD	\$628.44
FO-09-068		\$801.76	10/13/2010		
				15% - 11489	\$78.17
				CDA A	\$8.02
				DA OFFICE	\$80.18
				GENERAL FUND	\$192.42
				PLACER CO SIU	\$442.97
FO-09-070		\$470.26	12/20/2010		
				15% - 11489	\$45.85
				CDA A	\$4.70
				DA OFFICE	\$47.03
				GENERAL FUND	\$112.86
				ROSEVILLE PD	\$259.82
FO-09-071		\$536.40	10/13/2010		
				15% - 11489	\$52.30
				CDA A	\$5.36
				DA OFFICE	\$53.64
				GENERAL FUND	\$128.74
				ROSEVILLE PD	\$296.36
FO-09-072		\$532.26	10/13/2010		
				15% - 11489	\$51.90
				CDA A	\$5.32
				DA OFFICE	\$53.23
				GENERAL FUND	\$127.74
				ROSEVILLE PD	\$294.07
FO-09-073		\$2,184.99	12/20/2010		
				15% - 11489	\$213.04
				CDA A	\$21.85
				DA OFFICE	\$218.50
				GENERAL FUND	\$524.39
				PLACER CO SO	\$1,207.21
FO-09-074		\$738.55	12/20/2010		
				15% - 11489	\$72.01
				CDA A	\$7.38
				DA OFFICE	\$73.86
				GENERAL FUND	\$177.25
				ROCKLIN PD	\$408.05
FO-09-076		\$2,185.25	12/20/2010		
				15% - 11489	\$213.07
				CDA A	\$21.85
				DA OFFICE	\$218.53
				GENERAL FUND	\$524.45
				ROSEVILLE PD	\$1,207.35
FO-09-079		\$737.68	12/20/2010		
				15% - 11489	\$71.92



State of California
ASSET FORFEITURE REPORT - 2010

Table 3

Admin Number	Docket Number	Amount Forfeited	Date Disbursed	Recipient	Amount Disbursed
				CDA A	\$7.38
				DA OFFICE	\$73.77
				GENERAL FUND	\$177.04
				ROSEVILLE PD	\$407.57
FO-09-080		\$11,328.85	10/13/2010		
				15% - 11489	\$1,104.56
				CDA A	\$113.29
				DA OFFICE	\$1,132.89
				GENERAL FUND	\$2,718.92
				LINCOLN PD	\$6,259.19
FO-09-081		\$213.45	10/13/2010		
				15% - 11489	\$20.81
				CDA A	\$2.13
				DA OFFICE	\$21.35
				GENERAL FUND	\$51.23
				LINCOLN PD	\$117.93
FO-09-084		\$663.11	12/27/2010		
				15% - 11489	\$64.65
				CDA A	\$6.63
				DA OFFICE	\$66.31
				GENERAL FUND	\$159.15
				ROSEVILLE PD	\$366.37
FO-09-085		\$414.17	10/13/2010		
				15% - 11489	\$40.38
				CDA A	\$4.14
				DA OFFICE	\$41.42
				GENERAL FUND	\$99.40
				ROSEVILLE PD	\$228.83
FO-09-089		\$347.25	12/20/2010		
				15% - 11489	\$33.85
				CDA A	\$3.47
				DA OFFICE	\$34.73
				GENERAL FUND	\$83.34
				PLACER CO SIU	\$191.86
FO-09-090		\$502.47	12/20/2010		
				15% - 11489	\$48.99
				CDA A	\$5.02
				DA OFFICE	\$50.25
				GENERAL FUND	\$120.59
				PLACER CO SIU	\$277.62
FO-09-095		\$342.69	12/27/2010		
				15% - 11489	\$33.41
				CDA A	\$3.42
				DA OFFICE	\$34.27
				GENERAL FUND	\$82.25
				LINCOLN PD	\$189.34



State of California
ASSET FORFEITURE REPORT - 2010

Table 3

Admin Number	Docket Number	Amount Forfeited	Date Disbursed	Recipient	Amount Disbursed
FO-09-097		\$733.47	12/20/2010	15% - 11489	\$71.51
				CDA A	\$7.33
				DA OFFICE	\$73.35
				GENERAL FUND	\$176.03
				ROSEVILLE PD	\$405.25
FO-09-098		\$393.00	12/27/2010	15% - 11489	\$38.32
				CDA A	\$3.93
				DA OFFICE	\$39.30
				GENERAL FUND	\$94.32
				PLACER CO SIU	\$217.13
FO-09-099		\$865.30	12/27/2010	15% - 11489	\$84.37
				CDA A	\$8.65
				DA OFFICE	\$86.53
				GENERAL FUND	\$207.67
				PLACER CO SO	\$478.08
FO-09-100		\$118.71	10/13/2010	15% - 11489	\$11.57
				CDA A	\$1.19
				DA OFFICE	\$11.87
				GENERAL FUND	\$28.49
				LINCOLN PD	\$65.59
FO-09-45&46		\$319.15	9/29/2010	15% - 11489	\$31.11
				AUBURN PD	\$176.33
				CDA A	\$3.19
				DA OFFICE	\$31.92
				GENERAL FUND	\$76.60
FO-09-82-83		\$141.16	12/20/2010	15% - 11489	\$13.76
				CDA A	\$1.41
				DA OFFICE	\$14.12
				GENERAL FUND	\$33.88
				ROSEVILLE PD	\$77.99
FO-09-868		\$465.74	6/30/2010	15% - 11489	\$45.41
				CDA A	\$4.66
				DA OFFICE	\$46.57
				GENERAL FUND	\$111.78
				ROSEVILLE PD	\$257.32
FO-09-869		\$209.65	6/30/2010	15% - 11489	\$20.44
				CDA A	\$2.09
				DA OFFICE	\$20.97
				GENERAL FUND	\$50.32



State of California
ASSET FORFEITURE REPORT - 2010

Table 3

Admin Number	Docket Number	Amount Forfeited	Date Disbursed	Recipient	Amount Disbursed
FO-09-870		\$1,217.20	5/12/2010	ROSEVILLE PD	\$115.83
				15% - 11489	\$118.68
				CDAA	\$12.17
				DA OFFICE	\$121.72
				GENERAL FUND	\$292.13
FO-10-001		\$251.46	12/27/2010	ROSEVILLE PD	\$672.50
				15% - 11489	\$24.52
				CDAA	\$2.51
				DA OFFICE	\$25.15
				GENERAL FUND	\$60.35
FO-10-002		\$279.98	12/27/2010	PLACER CO SIU	\$138.93
				15% - 11489	\$27.30
				CDAA	\$2.80
				DA OFFICE	\$28.00
				GENERAL FUND	\$67.19
FO-10-003		\$191.05	12/27/2010	PLACER CO SIU	\$154.69
				15% - 11489	\$18.63
				CDAA	\$1.91
				DA OFFICE	\$19.10
				GENERAL FUND	\$45.85
FO-10-004		\$166.63	12/27/2010	ROSEVILLE PD	\$105.56
				15% - 11489	\$16.25
				CDAA	\$1.67
				DA OFFICE	\$16.66
				GENERAL FUND	\$39.99
FO-10-006		\$862.22	12/27/2010	ROSEVILLE PD	\$92.06
				15% - 11489	\$84.07
				CDAA	\$8.62
				DA OFFICE	\$86.22
				GENERAL FUND	\$206.93
FO-10-007		\$1,464.00	12/27/2010	ROSEVILLE PD	\$476.38
				15% - 11489	\$142.74
				CDAA	\$14.64
				DA OFFICE	\$146.40
				GENERAL FUND	\$351.36
FO-10-008		\$123.71	12/27/2010	ROSEVILLE PD	\$808.86
				15% - 11489	\$12.06
				CDAA	\$1.24
				DA OFFICE	\$12.37



State of California
ASSET FORFEITURE REPORT - 2010

Table 3

Admin Number	Docket Number	Amount Forfeited	Date Disbursed	Recipient	Amount Disbursed
FO-10-012		\$2,021.58	10/13/2010	GENERAL FUND	\$29.69
				ROSEVILLE PD	\$68.35
				15% - 11489	\$197.10
				CDA A	\$20.22
				DA OFFICE	\$202.16
FO-10-013		\$11,511.33	10/13/2010	GENERAL FUND	\$485.18
				PLACER CO SIU	\$1,116.92
				15% - 11489	\$1,122.36
				CDA A	\$115.11
				DA OFFICE	\$1,151.13
GENERAL FUND	\$2,762.72				
PLACER CO SIU	\$6,360.01				
PLACER					\$115,676.58



State of California
ASSET FORFEITURE REPORT - 2010

Table 3

Admin Number	Docket Number	Amount Forfeited	Date Disbursed	Recipient	Amount Disbursed
PLUMAS					
07-00102	F07-34050	\$82.00	3/18/2010	CDA DA OFFICE GENERAL FUND PLUMAS CO SO	\$0.82 \$8.20 \$19.68 \$53.30
09-00079	F09-00011	\$510.02	3/18/2010	CDA DA OFFICE GENERAL FUND PLUMAS CO SO	\$5.10 \$51.01 \$122.40 \$331.51
09-02204	F09-00290-2	\$1,188.00	3/18/2010	CDA DA OFFICE GENERAL FUND PLUMAS CO SO	\$11.88 \$118.80 \$285.12 \$772.20
09-04713	F09-00671	\$837.00	3/18/2010	CDA DA OFFICE GENERAL FUND PLUMAS CO SO	\$8.37 \$83.70 \$200.88 \$544.05
09-04722	F09-00657	\$115.00	3/18/2010	CDA DA OFFICE GENERAL FUND PLUMAS CO SO	\$1.15 \$11.50 \$27.60 \$74.75
09-04786	F09-00665-1	\$277.00	3/18/2010	CDA DA OFFICE GENERAL FUND PLUMAS CO SO	\$2.77 \$27.70 \$66.48 \$180.05
09-07889	F09-01125	\$3,700.00	3/18/2010	CDA DA OFFICE GENERAL FUND PLUMAS CO SO	\$37.00 \$370.00 \$888.00 \$2,405.00
10-04775	F10-00567	\$3,000.00	10/14/2010	CDA DA OFFICE GENERAL FUND PLUMAS CO SO	\$30.00 \$300.00 \$720.00 \$1,950.00
PLUMAS					\$9,709.02



State of California
ASSET FORFEITURE REPORT - 2010

Table 3

Admin Number	Docket Number	Amount Forfeited	Date Disbursed	Recipient	Amount Disbursed
RIVERSIDE					
05-053A		\$1,066.12	3/17/2010	15% - 11489	\$103.95
				CDAA	\$10.66
				DA OFFICE	\$106.61
				GENERAL FUND	\$255.87
				TF CVNTF	\$589.03
05-064J	RIC433726	\$1,455.49	3/17/2010	15% - 11489	\$141.91
				CDAA	\$14.55
				DA OFFICE	\$145.55
				GENERAL FUND	\$349.32
				RIVERSIDE PD	\$804.16
05-101A		\$2,046.04	3/17/2010	15% - 11489	\$199.49
				CDAA	\$20.46
				DA OFFICE	\$204.60
				GENERAL FUND	\$491.05
				TF CVNTF	\$1,130.44
06-029J	RIC446222	\$5,166.34	6/9/2010	15% - 11489	\$503.73
				BLYTHE PD	\$2,854.40
				CDAA	\$51.66
				DA OFFICE	\$516.63
				GENERAL FUND	\$1,239.92
06-033A		\$1,602.11	3/17/2010	15% - 11489	\$156.20
				CDAA	\$16.02
				DA OFFICE	\$160.21
				GENERAL FUND	\$384.51
				TF CVNTF	\$885.17
06-069A		\$11,469.42	3/17/2010	15% - 11489	\$1,118.28
				CDAA	\$114.69
				DA OFFICE	\$1,146.94
				GENERAL FUND	\$2,752.66
				TF CVNTF	\$6,336.85
06-073J	INC089204	\$1,630.31	6/9/2010	15% - 11489	\$158.96
				CDAA	\$16.30
				DA OFFICE	\$163.03
				GENERAL FUND	\$391.27
				TF CVNTF	\$900.75
06-131J	RIC454515	\$3,097.94	11/3/2010	15% - 11489	\$302.05
				CDAA	\$30.98
				DA OFFICE	\$309.79



State of California
ASSET FORFEITURE REPORT - 2010

Table 3

Admin Number	Docket Number	Amount Forfeited	Date Disbursed	Recipient	Amount Disbursed
				GENERAL FUND	\$743.51
				RIVERSIDE CO SO	\$1,711.61
06-195J	RIC462371	\$1,815.09	10/20/2010	15% - 11489	\$176.97
				CDA A	\$18.15
				DA OFFICE	\$181.51
				GENERAL FUND	\$435.62
				RIVERSIDE CO SO	\$1,002.84
07-015A		\$2,232.33	11/16/2010	15% - 11489	\$217.65
				CDA A	\$22.32
				DA OFFICE	\$223.24
				GENERAL FUND	\$535.76
				RIVERSIDE CO SO	\$1,233.36
07-061J	BLC003819	\$2,318.55	3/17/2010	15% - 11489	\$226.05
				CDA A	\$23.19
				DA OFFICE	\$231.86
				GENERAL FUND	\$556.45
				RIVERSIDE CO SO	\$1,281.00
07-075A		\$1,338.95	10/6/2010	15% - 11489	\$130.54
				CDA A	\$13.39
				DA OFFICE	\$133.90
				GENERAL FUND	\$321.35
				WCNTF	\$739.77
07-088A		\$1,140.25	10/20/2010	15% - 11489	\$111.17
				CDA A	\$11.40
				DA OFFICE	\$114.03
				GENERAL FUND	\$273.66
				RIVERSIDE CO SO	\$629.99
07-095A		\$5,105.93	2/4/2010	15% - 11489	\$497.83
				CDA A	\$51.06
				DA OFFICE	\$510.59
				GENERAL FUND	\$1,225.42
				RIVERSIDE PD	\$2,821.03
07-097J	RIC475510	\$1,874.83	5/12/2010	15% - 11489	\$182.80
				CDA A	\$18.75
				DA OFFICE	\$187.48
				GENERAL FUND	\$449.96
				RIVERSIDE PD	\$1,035.84
07-098J	RIC475513	\$3,053.59	8/11/2010	15% - 11489	\$297.72
				CDA A	\$30.54



State of California
ASSET FORFEITURE REPORT - 2010

Table 3

Admin Number	Docket Number	Amount Forfeited	Date Disbursed	Recipient	Amount Disbursed
				DA OFFICE	\$305.36
				GENERAL FUND	\$732.86
				RIVERSIDE PD	\$1,687.11
07-106A		\$1,075.26	10/6/2010		
				15% - 11489	\$104.84
				CDA A	\$10.75
				DA OFFICE	\$107.53
				GENERAL FUND	\$258.06
				RIVERSIDE CO SO	\$594.08
07-129J	RIC481678	\$121,212.48	5/12/2010		
				15% - 11489	\$11,818.21
				CDA A	\$1,212.12
				DA OFFICE	\$12,121.25
				GENERAL FUND	\$29,091.00
				WCNTF	\$66,969.90
07-137J	RIC491854	\$6,010.45	2/4/2010		
				15% - 11489	\$586.02
				CDA A	\$60.10
				DA OFFICE	\$601.05
				GENERAL FUND	\$1,442.51
				TF SOUTHWEST CNTF	\$3,320.77
07-205A		\$1,050.12	10/6/2010		
				15% - 11489	\$102.39
				CDA A	\$10.50
				DA OFFICE	\$105.01
				GENERAL FUND	\$252.03
				TF SOUTHWEST CNTF	\$580.19
08-016J	RIC494158	\$8,943.12	4/20/2010		
				15% - 11489	\$871.96
				CDA A	\$89.43
				DA OFFICE	\$894.31
				GENERAL FUND	\$2,146.35
				TF SOUTHWEST CNTF	\$4,941.07
08-052A		\$4,595.74	6/9/2010		
				15% - 11489	\$448.08
				CDA A	\$45.96
				DA OFFICE	\$459.57
				GENERAL FUND	\$1,102.98
				PLACENTIA PD	\$2,539.15
08-075A		\$3,976.00	9/15/2010		
				15% - 11489	\$387.66
				CDA A	\$39.76
				DA OFFICE	\$397.60
				GENERAL FUND	\$954.24
				RIVERSIDE PD	\$2,196.74
08-076A		\$2,468.67	9/8/2010		
				15% - 11489	\$240.69



State of California
ASSET FORFEITURE REPORT - 2010

Table 3

Admin Number	Docket Number	Amount Forfeited	Date Disbursed	Recipient	Amount Disbursed
				CDA A	\$24.69
				DA OFFICE	\$246.87
				GENERAL FUND	\$592.48
				RIVERSIDE PD	\$1,363.94
08-078A		\$1,868.49	9/8/2010		
				15% - 11489	\$182.18
				CDA A	\$18.68
				DA OFFICE	\$186.85
				GENERAL FUND	\$448.44
				RIVERSIDE PD	\$1,032.34
08-084J	INC077382	\$823.68	2/4/2010		
				15% - 11489	\$80.31
				CDA A	\$8.24
				DA OFFICE	\$82.37
				GENERAL FUND	\$197.68
				RIVERSIDE CO SO	\$455.08
08-098A		\$2,022.55	10/6/2010		
				15% - 11489	\$197.19
				CDA A	\$20.23
				DA OFFICE	\$202.26
				GENERAL FUND	\$485.41
				WCNTF	\$1,117.46
08-110A		\$1,991.59	9/15/2010		
				15% - 11489	\$194.18
				CDA A	\$19.92
				DA OFFICE	\$199.16
				GENERAL FUND	\$477.98
				RIVERSIDE PD	\$1,100.35
08-111A		\$5,078.71	9/15/2010		
				15% - 11489	\$495.17
				CDA A	\$50.79
				DA OFFICE	\$507.87
				GENERAL FUND	\$1,218.89
				RIVERSIDE PD	\$2,805.99
08-112A		\$4,341.07	2/4/2010		
				15% - 11489	\$423.25
				ALLIED RIVERSIDE CO NET	\$2,398.44
				CDA A	\$43.41
				DA OFFICE	\$434.11
				GENERAL FUND	\$1,041.86
08-113J	INC084685	\$8,700.21	11/3/2010		
				15% - 11489	\$848.27
				CDA A	\$87.00
				DA OFFICE	\$870.02
				GENERAL FUND	\$2,088.05
				TF CVNTF	\$4,806.87



State of California
ASSET FORFEITURE REPORT - 2010

Table 3

Admin Number	Docket Number	Amount Forfeited	Date Disbursed	Recipient	Amount Disbursed
08-114A		\$9,831.13	3/17/2010	15% - 11489	\$958.54
				CDA A	\$98.31
				DA OFFICE	\$983.11
				GENERAL FUND	\$2,359.47
				TF CVNTF	\$5,431.70
08-117A		\$1,540.55	10/20/2010	15% - 11489	\$150.20
				CDA A	\$15.41
				DA OFFICE	\$154.06
				GENERAL FUND	\$369.73
				RIVERSIDE CO SO	\$851.15
08-117J	TEC100467	\$603.01	10/6/2010	15% - 11489	\$58.80
				CDA A	\$6.03
				DA OFFICE	\$60.30
				GENERAL FUND	\$144.72
				RIVERSIDE CO SO	\$333.16
08-120A		\$1,027.61	10/6/2010	15% - 11489	\$100.19
				CDA A	\$10.28
				DA OFFICE	\$102.76
				GENERAL FUND	\$246.63
				TF SOUTHWEST CNTF	\$567.75
08-121J		\$3,796.13	3/17/2010	15% - 11489	\$370.13
				CDA A	\$37.96
				DA OFFICE	\$379.61
				GENERAL FUND	\$911.07
				MURRIETA PD	\$2,097.36
08-122A		\$1,452.83	9/8/2010	15% - 11489	\$141.65
				CDA A	\$14.53
				DA OFFICE	\$145.28
				GENERAL FUND	\$348.68
				RIVERSIDE PD	\$802.69
08-123A		\$1,786.94	9/15/2010	15% - 11489	\$174.23
				CDA A	\$17.87
				DA OFFICE	\$178.69
				GENERAL FUND	\$428.87
				RIVERSIDE PD	\$987.28
08-124A		\$9,538.03	9/8/2010	15% - 11489	\$929.96
				CDA A	\$95.38
				DA OFFICE	\$953.80
				GENERAL FUND	\$2,289.13



State of California
ASSET FORFEITURE REPORT - 2010

Table 3

Admin Number	Docket Number	Amount Forfeited	Date Disbursed	Recipient	Amount Disbursed
08-131A		\$1,738.01	10/20/2010	RIVERSIDE PD	\$5,269.76
				15% - 11489	\$169.46
				CDAA	\$17.38
				DA OFFICE	\$173.80
				GENERAL FUND	\$417.12
				RIVERSIDE CO SO	\$960.25
08-132A		\$1,228.95	6/9/2010	15% - 11489	\$119.82
				CDAA	\$12.29
				DA OFFICE	\$122.90
				GENERAL FUND	\$294.95
				TF CVNTF	\$678.99
08-135A		\$2,349.67	10/6/2010	15% - 11489	\$229.09
				CDAA	\$23.50
				DA OFFICE	\$234.97
				GENERAL FUND	\$563.92
				TF SOUTHWEST CNTF	\$1,298.19
08-136J	RIC505983	\$7,070.14	6/9/2010	15% - 11489	\$689.35
				CDAA	\$70.70
				DA OFFICE	\$707.01
				GENERAL FUND	\$1,696.83
				RIVERSIDE CO SO	\$3,906.25
08-137A		\$4,113.83	10/20/2010	15% - 11489	\$401.10
				CDAA	\$41.14
				DA OFFICE	\$411.38
				GENERAL FUND	\$987.32
				RIVERSIDE CO SO	\$2,272.89
08-138A		\$2,643.17	6/9/2010	15% - 11489	\$257.71
				CDAA	\$26.43
				DA OFFICE	\$264.32
				GENERAL FUND	\$634.36
				TF CVNTF	\$1,460.35
08-140A		\$1,611.52	10/20/2010	15% - 11489	\$157.13
				CDAA	\$16.12
				DA OFFICE	\$161.15
				GENERAL FUND	\$386.76
				RIVERSIDE CO SO	\$890.36
08-141A		\$5,898.10	9/15/2010	15% - 11489	\$575.07
				CDAA	\$58.98
				DA OFFICE	\$589.81



State of California
ASSET FORFEITURE REPORT - 2010

Table 3

Admin Number	Docket Number	Amount Forfeited	Date Disbursed	Recipient	Amount Disbursed
				GENERAL FUND	\$1,415.54
				RIVERSIDE PD	\$3,258.70
08-142A		\$2,244.31	9/15/2010	15% - 11489	\$218.83
				CDA A	\$22.44
				DA OFFICE	\$224.43
				GENERAL FUND	\$538.63
				RIVERSIDE PD	\$1,239.98
08-142AA		\$2,420.68	10/6/2010	15% - 11489	\$236.01
				CDA A	\$24.21
				DA OFFICE	\$242.07
				GENERAL FUND	\$580.96
				WCNTF	\$1,337.43
08-144J	INC079088	\$16,945.40	12/8/2010	15% - 11489	\$1,652.18
				CDA A	\$169.45
				DA OFFICE	\$1,694.54
				GENERAL FUND	\$4,066.90
				TF CVNTF	\$9,362.33
08-145A		\$7,698.91	2/4/2010	15% - 11489	\$750.64
				CDA A	\$76.99
				CORONA PD	\$4,253.65
				DA OFFICE	\$769.89
				GENERAL FUND	\$1,847.74
08-147A		\$1,034.67	2/4/2010	15% - 11489	\$100.87
				CDA A	\$10.35
				CORONA PD	\$571.66
				DA OFFICE	\$103.47
				GENERAL FUND	\$248.32
08-149A		\$1,205.45	10/20/2010	15% - 11489	\$117.53
				CDA A	\$12.05
				DA OFFICE	\$120.55
				GENERAL FUND	\$289.31
				RIVERSIDE CO SO	\$666.01
08-150A		\$19,420.34	9/15/2010	15% - 11489	\$1,893.49
				CDA A	\$194.20
				DA OFFICE	\$1,942.03
				GENERAL FUND	\$4,660.88
				WCNTF	\$10,729.74
08-151A		\$4,529.08	10/20/2010	15% - 11489	\$441.58
				CDA A	\$45.29



State of California
ASSET FORFEITURE REPORT - 2010

Table 3

Admin Number	Docket Number	Amount Forfeited	Date Disbursed	Recipient	Amount Disbursed
				DA OFFICE	\$452.91
				GENERAL FUND	\$1,086.98
				RIVERSIDE CO SO	\$2,502.32
08-152A		\$1,142.18	10/6/2010		
				15% - 11489	\$111.37
				CDA A	\$11.42
				DA OFFICE	\$114.22
				GENERAL FUND	\$274.12
				TF SOUTHWEST CNTF	\$631.05
08-153A		\$1,193.28	9/15/2010		
				15% - 11489	\$116.34
				CDA A	\$11.93
				DA OFFICE	\$119.33
				GENERAL FUND	\$286.39
				TF SOUTHWEST CNTF	\$659.29
08-155A		\$3,855.59	10/20/2010		
				15% - 11489	\$375.92
				CDA A	\$38.56
				DA OFFICE	\$385.56
				GENERAL FUND	\$925.34
				RIVERSIDE CO SO	\$2,130.21
08-156A		\$1,029.60	9/15/2010		
				15% - 11489	\$100.39
				CDA A	\$10.30
				DA OFFICE	\$102.96
				GENERAL FUND	\$247.10
				TF SOUTHWEST CNTF	\$568.85
08-158A		\$8,088.54	10/20/2010		
				15% - 11489	\$788.63
				CDA A	\$80.89
				DA OFFICE	\$808.85
				GENERAL FUND	\$1,941.25
				RIVERSIDE CO SO	\$4,468.92
08-159A		\$925.75	9/15/2010		
				15% - 11489	\$90.25
				CDA A	\$9.26
				DA OFFICE	\$92.58
				GENERAL FUND	\$222.18
				TF SOUTHWEST CNTF	\$511.48
08-160A		\$1,213.22	9/15/2010		
				15% - 11489	\$118.30
				CDA A	\$12.13
				DA OFFICE	\$121.32
				GENERAL FUND	\$291.17
				TF SOUTHWEST CNTF	\$670.30
08-161A		\$2,000.33	9/8/2010		
				15% - 11489	\$195.04



State of California
ASSET FORFEITURE REPORT - 2010

Table 3

Admin Number	Docket Number	Amount Forfeited	Date Disbursed	Recipient	Amount Disbursed
				CDA A	\$20.00
				DA OFFICE	\$200.03
				GENERAL FUND	\$480.08
				RIVERSIDE PD	\$1,105.18
08-162A		\$15,489.17	10/6/2010		
				15% - 11489	\$1,510.19
				CDA A	\$154.89
				DA OFFICE	\$1,548.92
				GENERAL FUND	\$3,717.40
				WCNTF	\$8,557.77
08-163A		\$2,390.18	9/8/2010		
				15% - 11489	\$233.05
				CDA A	\$23.90
				DA OFFICE	\$239.02
				GENERAL FUND	\$573.64
				RIVERSIDE CO SO	\$1,320.57
08-164A		\$892.43	9/8/2010		
				15% - 11489	\$87.02
				CDA A	\$8.92
				DA OFFICE	\$89.24
				GENERAL FUND	\$214.18
				MURRIETA PD	\$493.07
08-166A		\$2,118.54	9/15/2010		
				15% - 11489	\$206.56
				CDA A	\$21.19
				DA OFFICE	\$211.85
				GENERAL FUND	\$508.45
				RIVERSIDE CO SO	\$1,170.49
08-174J	RIC510530	\$398.20	3/17/2010		
				15% - 11489	\$38.82
				CDA A	\$3.98
				DA OFFICE	\$39.82
				GENERAL FUND	\$95.57
				RIVERSIDE CO SO	\$220.01
08-176A		\$2,426.28	9/15/2010		
				15% - 11489	\$236.56
				CDA A	\$24.26
				DA OFFICE	\$242.63
				GENERAL FUND	\$582.31
				RIVERSIDE PD	\$1,340.52
08-177A		\$4,870.56	9/15/2010		
				15% - 11489	\$474.88
				CDA A	\$48.71
				DA OFFICE	\$487.06
				GENERAL FUND	\$1,168.93
				RIVERSIDE PD	\$2,690.98



State of California
ASSET FORFEITURE REPORT - 2010

Table 3

Admin Number	Docket Number	Amount Forfeited	Date Disbursed	Recipient	Amount Disbursed
08-178A		\$7,463.30	9/15/2010	15% - 11489 CDA DA OFFICE GENERAL FUND RIVERSIDE PD	\$727.68 \$74.63 \$746.33 \$1,791.19 \$4,123.47
08-180A		\$1,317.56	10/20/2010	15% - 11489 CDA DA OFFICE GENERAL FUND RIVERSIDE CO SO	\$128.46 \$13.18 \$131.76 \$316.21 \$727.95
08-185A		\$2,958.32	2/4/2010	15% - 11489 CDA CORONA PD DA OFFICE GENERAL FUND	\$288.44 \$29.58 \$1,634.47 \$295.83 \$710.00
08-186A		\$2,157.66	9/8/2010	15% - 11489 CDA CORONA PD DA OFFICE GENERAL FUND	\$210.36 \$21.58 \$1,192.11 \$215.77 \$517.84
08-187A		\$4,519.10	9/8/2010	15% - 11489 CDA DA OFFICE GENERAL FUND HEMET PD	\$440.62 \$45.19 \$451.91 \$1,084.58 \$2,496.80
08-189A		\$1,900.79	9/8/2010	15% - 11489 CDA DA OFFICE GENERAL FUND HEMET PD	\$185.32 \$19.01 \$190.08 \$456.19 \$1,050.19
08-196A		\$2,096.07	2/4/2010	15% - 11489 CDA DA OFFICE GENERAL FUND WCNTF	\$204.36 \$20.96 \$209.61 \$503.06 \$1,158.08
08-198J	RIC512686	\$2,527.75	5/12/2010	15% - 11489 CDA DA OFFICE GENERAL FUND	\$246.45 \$25.28 \$252.78 \$606.66



State of California
ASSET FORFEITURE REPORT - 2010

Table 3

Admin Number	Docket Number	Amount Forfeited	Date Disbursed	Recipient	Amount Disbursed
08-201J	INC082055	\$275.00	8/11/2010	RIVERSIDE CO SO	\$1,396.58
				15% - 11489	\$26.81
				CDAA	\$2.75
				DA OFFICE	\$27.50
				GENERAL FUND	\$66.00
				TF CVNTF	\$151.94
08-203J	RIC513774	\$1,160.54	3/17/2010	15% - 11489	\$113.15
				CDAA	\$11.61
				CORONA PD	\$641.20
				DA OFFICE	\$116.05
				GENERAL FUND	\$278.53
08-212J	RIC514484	\$177.62	3/17/2010	15% - 11489	\$17.31
				CDAA	\$1.78
				DA OFFICE	\$17.76
				GENERAL FUND	\$42.63
				RIVERSIDE PD	\$98.14
08-213A		\$4,249.47	9/8/2010	15% - 11489	\$414.33
				CDAA	\$42.49
				DA OFFICE	\$424.95
				GENERAL FUND	\$1,019.87
				HEMET PD	\$2,347.83
08-219A		\$2,034.12	9/8/2010	15% - 11489	\$198.33
				CDAA	\$20.34
				DA OFFICE	\$203.41
				GENERAL FUND	\$488.19
				RIVERSIDE PD	\$1,123.85
08-220A		\$4,892.37	10/20/2010	15% - 11489	\$477.01
				CDAA	\$48.92
				DA OFFICE	\$489.24
				GENERAL FUND	\$1,174.17
				SAN BERNARDINO CO SO	\$2,703.03
08-222J	RIC515594	\$1,806.13	6/9/2010	15% - 11489	\$176.10
				CDAA	\$18.06
				DA OFFICE	\$180.61
				GENERAL FUND	\$433.47
				TF SOUTHWEST CNTF	\$997.89
08-224J		\$739.14	11/3/2010	15% - 11489	\$72.07
				CDAA	\$7.39
				DA OFFICE	\$73.92



State of California
ASSET FORFEITURE REPORT - 2010

Table 3

Admin Number	Docket Number	Amount Forfeited	Date Disbursed	Recipient	Amount Disbursed
				GENERAL FUND	\$177.39
				RIVERSIDE CO SO	\$408.37
08-225A		\$10,217.21	10/20/2010	15% - 11489	\$996.18
				CDA A	\$102.17
				DA OFFICE	\$1,021.72
				GENERAL FUND	\$2,452.13
				RIVERSIDE CO SO	\$5,645.01
08-226A		\$1,532.07	10/20/2010	15% - 11489	\$149.37
				CDA A	\$15.32
				DA OFFICE	\$153.21
				GENERAL FUND	\$367.70
				RIVERSIDE CO SO	\$846.47
08-227A		\$5,299.69	10/20/2010	15% - 11489	\$516.71
				CDA A	\$53.00
				DA OFFICE	\$529.97
				GENERAL FUND	\$1,271.93
				RIVERSIDE CO SO	\$2,928.08
08-228A		\$2,166.60	3/17/2010	15% - 11489	\$211.24
				CDA A	\$21.67
				DA OFFICE	\$216.66
				GENERAL FUND	\$519.98
				RIVERSIDE CO SO	\$1,197.05
08-232A		\$1,592.96	2/4/2010	15% - 11489	\$155.31
				CDA A	\$15.93
				DA OFFICE	\$159.30
				GENERAL FUND	\$382.31
				RIVERSIDE PD	\$880.11
08-233A		\$1,575.80	2/4/2010	15% - 11489	\$153.64
				CDA A	\$15.76
				DA OFFICE	\$157.58
				GENERAL FUND	\$378.19
				RIVERSIDE PD	\$870.63
08-234A		\$1,193.36	2/4/2010	15% - 11489	\$116.35
				ALLIED RIVERSIDE CO NET	\$659.33
				CDA A	\$11.93
				DA OFFICE	\$119.34
				GENERAL FUND	\$286.41
08-237A		\$1,484.74	2/4/2010	15% - 11489	\$144.76
				CDA A	\$14.85



State of California
ASSET FORFEITURE REPORT - 2010

Table 3

Admin Number	Docket Number	Amount Forfeited	Date Disbursed	Recipient	Amount Disbursed
				DA OFFICE	\$148.47
				GENERAL FUND	\$356.34
				MURRIETA PD	\$820.32
08-240A		\$1,233.95	4/20/2010	15% - 11489	\$120.30
				CDA A	\$12.34
				DA OFFICE	\$123.40
				GENERAL FUND	\$296.15
				RIVERSIDE PD	\$681.76
08-241A		\$3,822.17	9/8/2010	15% - 11489	\$372.66
				CDA A	\$38.22
				DA OFFICE	\$382.22
				GENERAL FUND	\$917.32
				RIVERSIDE PD	\$2,111.75
08-247J	RIC517726	\$826.62	11/3/2010	15% - 11489	\$80.60
				CDA A	\$8.27
				DA OFFICE	\$82.65
				GENERAL FUND	\$198.39
				RIVERSIDE CO SO	\$456.71
09-002A		\$2,082.28	9/15/2010	15% - 11489	\$203.02
				CDA A	\$20.82
				DA OFFICE	\$208.23
				GENERAL FUND	\$499.75
				TF SOUTHWEST CNTF	\$1,150.46
09-004A		\$14,289.33	10/20/2010	15% - 11489	\$1,393.22
				CDA A	\$142.89
				DA OFFICE	\$1,428.93
				GENERAL FUND	\$3,429.44
				SAN BERNARDINO CO SO	\$7,894.85
09-006A		\$2,578.71	9/15/2010	15% - 11489	\$251.42
				CDA A	\$25.79
				DA OFFICE	\$257.87
				GENERAL FUND	\$618.89
				TF SOUTHWEST CNTF	\$1,424.74
09-008A		\$9,686.33	10/6/2010	15% - 11489	\$944.42
				CDA A	\$96.86
				DA OFFICE	\$968.63
				GENERAL FUND	\$2,324.72
				WCNTF	\$5,351.70
09-010A		\$2,849.57	10/20/2010	15% - 11489	\$277.82



State of California
ASSET FORFEITURE REPORT - 2010

Table 3

Admin Number	Docket Number	Amount Forfeited	Date Disbursed	Recipient	Amount Disbursed
				CDAA	\$28.50
				DA OFFICE	\$284.96
				GENERAL FUND	\$683.90
				RIVERSIDE PD	\$1,574.39
09-013J	RIC520719	\$9,701.76	8/11/2010		
				15% - 11489	\$945.92
				ALLIED RIVERSIDE CO NET	\$5,360.22
				CDAA	\$97.02
				DA OFFICE	\$970.18
				GENERAL FUND	\$2,328.42
09-014A		\$1,798.73	10/20/2010		
				15% - 11489	\$175.37
				CDAA	\$17.99
				DA OFFICE	\$179.87
				GENERAL FUND	\$431.70
				RIVERSIDE CO SO	\$993.80
09-015A		\$1,708.46	10/20/2010		
				15% - 11489	\$166.58
				CDAA	\$17.08
				DA OFFICE	\$170.85
				GENERAL FUND	\$410.03
				RIVERSIDE CO SO	\$943.92
09-017A		\$2,586.74	10/20/2010		
				15% - 11489	\$252.21
				CDAA	\$25.87
				DA OFFICE	\$258.67
				GENERAL FUND	\$620.82
				RIVERSIDE CO SO	\$1,429.17
09-018A		\$1,656.62	10/20/2010		
				15% - 11489	\$161.52
				CDAA	\$16.57
				DA OFFICE	\$165.66
				GENERAL FUND	\$397.59
				RIVERSIDE CO SO	\$915.28
09-019A		\$2,920.57	11/3/2010		
				15% - 11489	\$284.76
				CDAA	\$29.21
				DA OFFICE	\$292.05
				GENERAL FUND	\$700.94
				TF SOUTHWEST CNTF	\$1,613.61
09-021A		\$1,380.94	10/20/2010		
				15% - 11489	\$134.64
				CDAA	\$13.81
				DA OFFICE	\$138.09
				GENERAL FUND	\$331.43
				RIVERSIDE CO SO	\$762.97



State of California
ASSET FORFEITURE REPORT - 2010

Table 3

Admin Number	Docket Number	Amount Forfeited	Date Disbursed	Recipient	Amount Disbursed
09-022A		\$2,337.52	2/4/2010	15% - 11489	\$227.91
				CDA A	\$23.38
				CORONA PD	\$1,291.48
				DA OFFICE	\$233.75
				GENERAL FUND	\$561.00
09-023A		\$1,426.99	10/20/2010	15% - 11489	\$139.13
				CDA A	\$14.27
				DA OFFICE	\$142.70
				GENERAL FUND	\$342.48
				RIVERSIDE PD	\$788.41
09-024A		\$2,098.70	10/20/2010	15% - 11489	\$204.62
				CDA A	\$20.99
				DA OFFICE	\$209.87
				GENERAL FUND	\$503.69
				RIVERSIDE PD	\$1,159.53
09-025A		\$6,859.77	10/20/2010	15% - 11489	\$668.83
				CDA A	\$68.60
				DA OFFICE	\$685.98
				GENERAL FUND	\$1,646.34
				RIVERSIDE PD	\$3,790.02
09-026A		\$939.26	10/20/2010	15% - 11489	\$91.58
				CDA A	\$9.39
				DA OFFICE	\$93.93
				GENERAL FUND	\$225.42
				RIVERSIDE CO SO	\$518.94
09-028A		\$1,312.15	11/3/2010	15% - 11489	\$127.93
				CDA A	\$13.12
				DA OFFICE	\$131.22
				GENERAL FUND	\$314.92
				TF SOUTHWEST CNTF	\$724.96
09-029J	RIC522295	\$4,362.08	5/12/2010	15% - 11489	\$425.30
				CDA A	\$43.62
				DA OFFICE	\$436.21
				GENERAL FUND	\$1,046.90
				HEMET PD	\$2,410.05
09-030A		\$1,871.06	10/20/2010	15% - 11489	\$182.43
				CDA A	\$18.71
				DA OFFICE	\$187.11
				GENERAL FUND	\$449.05



State of California
ASSET FORFEITURE REPORT - 2010

Table 3

Admin Number	Docket Number	Amount Forfeited	Date Disbursed	Recipient	Amount Disbursed
09-034A		\$3,310.61	10/20/2010	RIVERSIDE CO SO	\$1,033.76
				15% - 11489	\$322.78
				ALLIED RIVERSIDE CO NET	\$1,829.11
				CDA A	\$33.11
				DA OFFICE	\$331.06
09-036A		\$5,354.81	10/20/2010	GENERAL FUND	\$794.55
				15% - 11489	\$522.10
				CDA A	\$53.55
				DA OFFICE	\$535.48
				GENERAL FUND	\$1,285.15
09-037A		\$1,466.72	9/8/2010	RIVERSIDE PD	\$2,958.53
				15% - 11489	\$143.01
				CDA A	\$14.67
				DA OFFICE	\$146.67
				GENERAL FUND	\$352.01
09-038A		\$1,751.24	10/20/2010	RIVERSIDE PD	\$810.36
				15% - 11489	\$170.75
				CDA A	\$17.51
				DA OFFICE	\$175.12
				GENERAL FUND	\$420.30
09-040J		\$787.25	12/8/2010	RIVERSIDE PD	\$967.56
				15% - 11489	\$76.76
				CDA A	\$7.87
				DA OFFICE	\$78.72
				GENERAL FUND	\$188.94
09-041A		\$1,020.67	11/3/2010	RIVERSIDE CO SO	\$434.96
				15% - 11489	\$99.52
				CDA A	\$10.21
				DA OFFICE	\$102.06
				GENERAL FUND	\$244.96
09-042A		\$6,319.63	9/15/2010	TF SOUTHWEST CNTF	\$563.92
				15% - 11489	\$616.16
				CDA A	\$63.20
				DA OFFICE	\$631.96
				GENERAL FUND	\$1,516.71
09-043J	RIC522187	\$1,755.39	3/17/2010	TF SOUTHWEST CNTF	\$3,491.60
				15% - 11489	\$171.16
				CDA A	\$17.55
				DA OFFICE	\$175.54



State of California
ASSET FORFEITURE REPORT - 2010

Table 3

Admin Number	Docket Number	Amount Forfeited	Date Disbursed	Recipient	Amount Disbursed
				GENERAL FUND	\$421.29
				HEMET PD	\$969.85
09-044A		\$1,389.86	11/16/2010	15% - 11489	\$135.51
				CDA A	\$13.90
				DA OFFICE	\$138.98
				GENERAL FUND	\$333.57
				MURRIETA PD	\$767.90
09-048J	RIC525315	\$1,389.31	8/11/2010	15% - 11489	\$135.47
				CDA A	\$13.89
				DA OFFICE	\$138.93
				GENERAL FUND	\$333.43
				RIVERSIDE CO SO	\$767.59
09-049A		\$1,938.27	10/20/2010	15% - 11489	\$188.99
				ALLIED RIVERSIDE CO NET	\$1,070.89
				CDA A	\$19.38
				DA OFFICE	\$193.83
				GENERAL FUND	\$465.18
09-052A		\$1,381.26	10/20/2010	15% - 11489	\$134.67
				CDA A	\$13.81
				DA OFFICE	\$138.13
				GENERAL FUND	\$331.50
				RIVERSIDE CO SO	\$763.15
09-054A		\$8,109.90	10/20/2010	15% - 11489	\$790.71
				CDA A	\$81.10
				DA OFFICE	\$810.99
				GENERAL FUND	\$1,946.38
				RIVERSIDE CO SO	\$4,480.72
09-055A		\$1,793.97	10/20/2010	15% - 11489	\$174.91
				CDA A	\$17.94
				DA OFFICE	\$179.40
				GENERAL FUND	\$430.55
				RIVERSIDE CO SO	\$991.17
09-057A		\$18,860.44	10/20/2010	15% - 11489	\$1,838.90
				CDA A	\$188.60
				DA OFFICE	\$1,886.04
				GENERAL FUND	\$4,526.51
				RIVERSIDE PD	\$10,420.39
09-058A		\$7,489.62	10/20/2010	15% - 11489	\$730.23
				CDA A	\$74.90



State of California
ASSET FORFEITURE REPORT - 2010

Table 3

Admin Number	Docket Number	Amount Forfeited	Date Disbursed	Recipient	Amount Disbursed
				DA OFFICE	\$748.96
				GENERAL FUND	\$1,797.51
				RIVERSIDE CO SO	\$4,138.02
09-059A		\$2,580.60	10/6/2010		
				15% - 11489	\$251.61
				CDA A	\$25.81
				DA OFFICE	\$258.06
				GENERAL FUND	\$619.34
				RIVERSIDE CO SO	\$1,425.78
09-060A		\$1,930.27	10/6/2010		
				15% - 11489	\$188.21
				CDA A	\$19.30
				DA OFFICE	\$193.03
				GENERAL FUND	\$463.26
				RIVERSIDE CO SO	\$1,066.47
09-061A		\$2,202.83	10/6/2010		
				15% - 11489	\$214.78
				CDA A	\$22.03
				DA OFFICE	\$220.28
				GENERAL FUND	\$528.68
				RIVERSIDE CO SO	\$1,217.06
09-062J	RIC526855	\$980.92	3/17/2010		
				15% - 11489	\$95.64
				CDA A	\$9.81
				DA OFFICE	\$98.09
				GENERAL FUND	\$235.42
				HEMET PD	\$541.96
09-063A		\$2,651.78	9/15/2010		
				15% - 11489	\$258.54
				CDA A	\$26.52
				DA OFFICE	\$265.18
				GENERAL FUND	\$636.43
				TF CVNTF	\$1,465.11
09-064A		\$3,578.46	11/3/2010		
				15% - 11489	\$348.90
				CDA A	\$35.78
				DA OFFICE	\$357.85
				GENERAL FUND	\$858.83
				TF CVNTF	\$1,977.10
09-065A		\$1,503.77	11/3/2010		
				15% - 11489	\$146.62
				CDA A	\$15.04
				DA OFFICE	\$150.38
				GENERAL FUND	\$360.90
				TF CVNTF	\$830.83
09-066J	RIC529292	\$28,168.70	9/8/2010		
				15% - 11489	\$2,746.44



State of California
ASSET FORFEITURE REPORT - 2010

Table 3

Admin Number	Docket Number	Amount Forfeited	Date Disbursed	Recipient	Amount Disbursed
				CDA A	\$281.69
				DA OFFICE	\$2,816.87
				GENERAL FUND	\$6,760.49
				SAN BERNARDINO CO SO	\$15,563.21
09-067A		\$1,768.57	11/16/2010		
				15% - 11489	\$172.43
				CDA A	\$17.69
				DA OFFICE	\$176.85
				GENERAL FUND	\$424.46
				MURRIETA PD	\$977.14
09-068A		\$2,208.73	10/20/2010		
				15% - 11489	\$215.35
				ALLIED RIVERSIDE CO NET	\$1,220.32
				CDA A	\$22.09
				DA OFFICE	\$220.87
				GENERAL FUND	\$530.10
09-069A		\$1,492.41	4/20/2010		
				15% - 11489	\$145.51
				CDA A	\$14.92
				DA OFFICE	\$149.24
				GENERAL FUND	\$358.18
				WCNTF	\$824.56
09-070A		\$1,298.76	10/20/2010		
				15% - 11489	\$126.63
				CDA A	\$12.99
				DA OFFICE	\$129.88
				GENERAL FUND	\$311.70
				RIVERSIDE PD	\$717.56
09-071A		\$2,175.84	10/20/2010		
				15% - 11489	\$212.15
				CDA A	\$21.76
				DA OFFICE	\$217.58
				GENERAL FUND	\$522.20
				RIVERSIDE PD	\$1,202.15
09-077J	RIC529813	\$1,615.83	3/17/2010		
				15% - 11489	\$157.54
				CDA A	\$16.16
				DA OFFICE	\$161.58
				GENERAL FUND	\$387.80
				RIVERSIDE PD	\$892.75
09-080A		\$1,421.99	10/20/2010		
				15% - 11489	\$138.64
				CDA A	\$14.22
				DA OFFICE	\$142.20
				GENERAL FUND	\$341.28
				RIVERSIDE CO SO	\$785.65



State of California
ASSET FORFEITURE REPORT - 2010

Table 3

Admin Number	Docket Number	Amount Forfeited	Date Disbursed	Recipient	Amount Disbursed
09-081A		\$1,405.63	11/3/2010	15% - 11489	\$137.05
				CDA A	\$14.06
				DA OFFICE	\$140.56
				GENERAL FUND	\$337.35
				TF SOUTHWEST CNTF	\$776.61
09-083J	RIC528368	\$776.08	8/11/2010	15% - 11489	\$75.67
				CDA A	\$7.76
				DA OFFICE	\$77.61
				GENERAL FUND	\$186.26
				RIVERSIDE CO SO	\$428.78
09-085A		\$3,125.80	9/8/2010	15% - 11489	\$304.77
				CDA A	\$31.26
				DA OFFICE	\$312.58
				GENERAL FUND	\$750.19
				HEMET PD	\$1,727.00
09-086A		\$1,494.23	9/8/2010	15% - 11489	\$145.69
				CDA A	\$14.94
				DA OFFICE	\$149.42
				GENERAL FUND	\$358.62
				MURRIETA PD	\$825.56
09-088A		\$1,635.96	10/20/2010	15% - 11489	\$159.50
				CDA A	\$16.36
				DA OFFICE	\$163.60
				GENERAL FUND	\$392.63
				RIVERSIDE PD	\$903.87
09-089A		\$3,314.46	10/20/2010	15% - 11489	\$323.16
				CDA A	\$33.14
				DA OFFICE	\$331.45
				GENERAL FUND	\$795.47
				RIVERSIDE CO SO	\$1,831.24
09-090A		\$2,710.89	9/15/2010	15% - 11489	\$264.31
				CDA A	\$27.11
				DA OFFICE	\$271.09
				GENERAL FUND	\$650.61
				RIVERSIDE CO SO	\$1,497.77
09-091J	RIC530476	\$1,578.15	5/12/2010	15% - 11489	\$153.86
				CDA A	\$15.78
				DA OFFICE	\$157.82
				GENERAL FUND	\$378.76



State of California
ASSET FORFEITURE REPORT - 2010

Table 3

Admin Number	Docket Number	Amount Forfeited	Date Disbursed	Recipient	Amount Disbursed
09-093J	RIC532277	\$370.03	8/11/2010	RIVERSIDE CO SO	\$871.93
				15% - 11489	\$36.08
				CDAA	\$3.70
				DA OFFICE	\$37.00
				GENERAL FUND	\$88.81
				RIVERSIDE CO SO	\$204.44
09-094A		\$977.28	10/20/2010	15% - 11489	\$95.28
				CDAA	\$9.77
				DA OFFICE	\$97.73
				GENERAL FUND	\$234.55
				RIVERSIDE CO SO	\$539.95
09-095A		\$1,271.83	10/6/2010	15% - 11489	\$124.00
				CDAA	\$12.72
				DA OFFICE	\$127.18
				GENERAL FUND	\$305.24
				RIVERSIDE CO SO	\$702.69
09-096A		\$2,925.01	9/15/2010	15% - 11489	\$285.19
				CDAA	\$29.25
				DA OFFICE	\$292.50
				GENERAL FUND	\$702.00
				TF SOUTHWEST CNTF	\$1,616.07
09-097A		\$1,214.33	9/15/2010	15% - 11489	\$118.40
				CDAA	\$12.14
				DA OFFICE	\$121.43
				GENERAL FUND	\$291.44
				TF SOUTHWEST CNTF	\$670.92
09-098J	RIC522596	\$2,423.13	3/17/2010	15% - 11489	\$236.26
				CDAA	\$24.23
				DA OFFICE	\$242.31
				GENERAL FUND	\$581.55
				RIVERSIDE PD	\$1,338.78
09-099A		\$2,089.40	9/8/2010	15% - 11489	\$203.72
				CDAA	\$20.89
				DA OFFICE	\$208.94
				GENERAL FUND	\$501.46
				RIVERSIDE PD	\$1,154.39
09-100A		\$4,163.56	9/8/2010	15% - 11489	\$405.94
				CDAA	\$41.64
				DA OFFICE	\$416.36



State of California
ASSET FORFEITURE REPORT - 2010

Table 3

Admin Number	Docket Number	Amount Forfeited	Date Disbursed	Recipient	Amount Disbursed
				GENERAL FUND	\$999.25
				RIVERSIDE PD	\$2,300.37
09-101A		\$1,564.37	9/15/2010	15% - 11489	\$152.53
				CDA A	\$15.64
				DA OFFICE	\$156.44
				GENERAL FUND	\$375.45
				TF SOUTHWEST CNTF	\$864.31
09-103J	RIC534402	\$770.19	11/3/2010	15% - 11489	\$75.09
				CDA A	\$7.70
				DA OFFICE	\$77.02
				GENERAL FUND	\$184.85
				RIVERSIDE CO SO	\$425.53
09-104A		\$2,029.07	11/3/2010	15% - 11489	\$197.83
				CDA A	\$20.29
				DA OFFICE	\$202.91
				GENERAL FUND	\$486.98
				TF SOUTHWEST CNTF	\$1,121.06
09-105A		\$1,250.71	9/15/2010	15% - 11489	\$121.94
				CDA A	\$12.51
				DA OFFICE	\$125.07
				GENERAL FUND	\$300.17
				WCNTF	\$691.02
09-106AJ	RIC535030	\$429.89	6/9/2010	15% - 11489	\$41.92
				CDA A	\$4.30
				DA OFFICE	\$42.99
				GENERAL FUND	\$103.17
				HEMET PD	\$237.51
09-106J		\$8,672.60	11/3/2010	15% - 11489	\$845.58
				CDA A	\$86.73
				DA OFFICE	\$867.26
				GENERAL FUND	\$2,081.42
				TF CVNTF	\$4,791.61
09-108A		\$2,798.91	9/15/2010	15% - 11489	\$272.89
				CDA A	\$27.99
				DA OFFICE	\$279.89
				GENERAL FUND	\$671.74
				RIVERSIDE CO SO	\$1,546.40
09-109A		\$1,360.40	11/3/2010	15% - 11489	\$132.64
				CDA A	\$13.60



State of California
ASSET FORFEITURE REPORT - 2010

Table 3

Admin Number	Docket Number	Amount Forfeited	Date Disbursed	Recipient	Amount Disbursed
				DA OFFICE	\$136.04
				GENERAL FUND	\$326.50
				TF SOUTHWEST CNTF	\$751.62
09-110A		\$15,515.24	3/17/2010		
				15% - 11489	\$1,512.74
				CDA A	\$155.15
				DA OFFICE	\$1,551.52
				GENERAL FUND	\$3,723.66
				TF CVNTF	\$8,572.17
09-111A		\$1,075.09	3/17/2010		
				15% - 11489	\$104.82
				CDA A	\$10.75
				DA OFFICE	\$107.51
				GENERAL FUND	\$258.02
				TF CVNTF	\$593.99
09-112A		\$1,237.78	9/15/2010		
				15% - 11489	\$120.68
				CDA A	\$12.38
				DA OFFICE	\$123.78
				GENERAL FUND	\$297.07
				WCNTF	\$683.87
09-113J	INC090104	\$4,814.61	8/11/2010		
				15% - 11489	\$469.42
				CDA A	\$48.15
				DA OFFICE	\$481.46
				GENERAL FUND	\$1,155.51
				RIVERSIDE CO SO	\$2,660.07
09-114A		\$1,569.57	10/6/2010		
				15% - 11489	\$153.02
				CDA A	\$15.70
				DA OFFICE	\$156.96
				GENERAL FUND	\$376.70
				RIVERSIDE CO SO	\$867.19
09-115A		\$6,684.55	4/20/2010		
				15% - 11489	\$651.74
				CDA A	\$66.85
				DA OFFICE	\$668.46
				GENERAL FUND	\$1,604.29
				RIVERSIDE CO SO	\$3,693.21
09-116A		\$12,433.77	11/3/2010		
				15% - 11489	\$1,212.29
				CDA A	\$124.34
				DA OFFICE	\$1,243.38
				GENERAL FUND	\$2,984.10
				TF CVNTF	\$6,869.66
09-118A		\$1,206.81	10/6/2010		
				15% - 11489	\$117.67



State of California
ASSET FORFEITURE REPORT - 2010

Table 3

Admin Number	Docket Number	Amount Forfeited	Date Disbursed	Recipient	Amount Disbursed
				CDAA	\$12.07
				DA OFFICE	\$120.68
				GENERAL FUND	\$289.63
				RIVERSIDE CO SO	\$666.76
09-119J	RIC536107	\$3,508.35	12/8/2010		
				15% - 11489	\$342.06
				CDAA	\$35.08
				DA OFFICE	\$350.85
				GENERAL FUND	\$842.00
				TF SOUTHWEST CNTF	\$1,938.36
09-120A		\$2,446.56	10/20/2010		
				15% - 11489	\$238.54
				CDAA	\$24.47
				DA OFFICE	\$244.66
				GENERAL FUND	\$587.17
				RIVERSIDE PD	\$1,351.72
09-121A		\$1,942.40	10/20/2010		
				15% - 11489	\$189.38
				CDAA	\$19.42
				DA OFFICE	\$194.24
				GENERAL FUND	\$466.18
				RIVERSIDE PD	\$1,073.18
09-123A		\$2,157.97	10/20/2010		
				15% - 11489	\$210.40
				CDAA	\$21.58
				DA OFFICE	\$215.80
				GENERAL FUND	\$517.91
				RIVERSIDE PD	\$1,192.28
09-124A		\$4,055.85	10/20/2010		
				15% - 11489	\$395.44
				CDAA	\$40.56
				DA OFFICE	\$405.59
				GENERAL FUND	\$973.40
				RIVERSIDE PD	\$2,240.86
09-126A		\$1,321.43	11/3/2010		
				15% - 11489	\$128.84
				CDAA	\$13.21
				DA OFFICE	\$132.15
				GENERAL FUND	\$317.14
				RIVERSIDE CO SO	\$730.09
09-127A		\$1,979.04	9/8/2010		
				15% - 11489	\$192.96
				CDAA	\$19.79
				DA OFFICE	\$197.90
				GENERAL FUND	\$474.97
				HEMET PD	\$1,093.42



State of California
ASSET FORFEITURE REPORT - 2010

Table 3

Admin Number	Docket Number	Amount Forfeited	Date Disbursed	Recipient	Amount Disbursed
09-128J		\$25,994.32	8/11/2010	15% - 11489 CDA DA OFFICE GENERAL FUND WCNTF	\$2,534.45 \$259.94 \$2,599.43 \$6,238.64 \$14,361.86
09-129A		\$7,090.65	9/15/2010	15% - 11489 CDA DA OFFICE GENERAL FUND TF SOUTHWEST CNTF	\$691.33 \$70.91 \$709.07 \$1,701.76 \$3,917.58
09-130A		\$3,016.75	10/6/2010	15% - 11489 CDA DA OFFICE GENERAL FUND RIVERSIDE CO SO	\$294.13 \$30.17 \$301.68 \$724.02 \$1,666.75
09-131A		\$9,587.87	6/9/2010	15% - 11489 CDA DA OFFICE GENERAL FUND TF CVNTF	\$934.81 \$95.88 \$958.79 \$2,301.09 \$5,297.30
09-131J	INC089580	\$1,898.66	6/9/2010	15% - 11489 CDA DA OFFICE GENERAL FUND TF CVNTF	\$185.11 \$18.99 \$189.87 \$455.68 \$1,049.01
09-132A		\$2,424.50	11/16/2010	15% - 11489 CDA DA OFFICE GENERAL FUND RIVERSIDE CO SO	\$236.39 \$24.25 \$242.44 \$581.88 \$1,339.54
09-133A		\$3,499.62	10/20/2010	15% - 11489 ALLIED RIVERSIDE CO NET CDA DA OFFICE GENERAL FUND	\$341.21 \$1,933.54 \$35.00 \$349.96 \$839.91
09-134A		\$3,189.54	10/6/2010	15% - 11489 CDA DA OFFICE GENERAL FUND	\$310.98 \$31.90 \$318.95 \$765.49



State of California
ASSET FORFEITURE REPORT - 2010

Table 3

Admin Number	Docket Number	Amount Forfeited	Date Disbursed	Recipient	Amount Disbursed
09-135A		\$956.36	10/20/2010	RIVERSIDE CO SO	\$1,762.22
				15% - 11489	\$93.24
				ALLIED RIVERSIDE CO NET	\$528.39
				CDA A	\$9.56
				DA OFFICE	\$95.64
				GENERAL FUND	\$229.53
09-137A		\$2,496.96	12/8/2010	15% - 11489	\$243.45
				CDA A	\$24.97
				DA OFFICE	\$249.70
				GENERAL FUND	\$599.27
				RIVERSIDE CO SO	\$1,379.57
09-138A		\$1,533.49	10/6/2010	15% - 11489	\$149.52
				CDA A	\$15.33
				DA OFFICE	\$153.35
				GENERAL FUND	\$368.04
				RIVERSIDE CO SO	\$847.25
09-140A		\$6,899.38	10/6/2010	15% - 11489	\$672.69
				CDA A	\$68.99
				DA OFFICE	\$689.94
				GENERAL FUND	\$1,655.85
				RIVERSIDE CO SO	\$3,811.91
09-141J		\$1,009.73	12/8/2010	15% - 11489	\$98.45
				CDA A	\$10.10
				DA OFFICE	\$100.96
				GENERAL FUND	\$242.34
				RIVERSIDE PD	\$557.88
09-142A		\$1,223.21	10/20/2010	15% - 11489	\$119.27
				CDA A	\$12.23
				DA OFFICE	\$122.32
				GENERAL FUND	\$293.57
				RIVERSIDE PD	\$675.82
09-144A		\$890.74	5/12/2010	15% - 11489	\$86.85
				CDA A	\$8.91
				DA OFFICE	\$89.07
				GENERAL FUND	\$213.78
				TF CVNTF	\$492.13
09-144J	RIC539301	\$1,873.26	5/12/2010	15% - 11489	\$182.64
				CDA A	\$18.73
				DA OFFICE	\$187.33



State of California
ASSET FORFEITURE REPORT - 2010

Table 3

Admin Number	Docket Number	Amount Forfeited	Date Disbursed	Recipient	Amount Disbursed
				GENERAL FUND	\$449.58
				TF CVNTF	\$1,034.98
09-145A		\$8,591.30	12/8/2010	15% - 11489	\$837.65
				CDA A	\$85.91
				DA OFFICE	\$859.14
				GENERAL FUND	\$2,061.91
				RIVERSIDE CO SO	\$4,746.69
09-146J		\$427.84	11/3/2010	15% - 11489	\$41.71
				CDA A	\$4.28
				DA OFFICE	\$42.79
				GENERAL FUND	\$102.68
				RIVERSIDE CO SO	\$236.38
09-147A		\$20,134.28	10/6/2010	15% - 11489	\$1,963.09
				CDA A	\$201.34
				DA OFFICE	\$2,013.43
				GENERAL FUND	\$4,832.23
				RIVERSIDE CO SO	\$11,124.19
09-149A		\$1,316.84	9/8/2010	15% - 11489	\$128.40
				CDA A	\$13.17
				DA OFFICE	\$131.68
				GENERAL FUND	\$316.04
				HEMET PD	\$727.55
09-150J	RIC542438	\$70,993.27	10/6/2010	15% - 11489	\$6,921.85
				CDA A	\$709.93
				DA OFFICE	\$7,099.33
				GENERAL FUND	\$17,038.38
				RIVERSIDE PD	\$39,223.78
09-151A		\$1,543.53	10/20/2010	15% - 11489	\$150.49
				CDA A	\$15.44
				DA OFFICE	\$154.35
				GENERAL FUND	\$370.45
				RIVERSIDE PD	\$852.80
09-152J	RIC540004	\$1,099.79	4/20/2010	15% - 11489	\$107.23
				CDA A	\$11.00
				DA OFFICE	\$109.98
				GENERAL FUND	\$263.95
				RIVERSIDE PD	\$607.63
09-153A		\$17,656.71	10/20/2010	15% - 11489	\$1,721.53
				CDA A	\$176.57



State of California
ASSET FORFEITURE REPORT - 2010

Table 3

Admin Number	Docket Number	Amount Forfeited	Date Disbursed	Recipient	Amount Disbursed
				DA OFFICE	\$1,765.67
				GENERAL FUND	\$4,237.61
				RIVERSIDE PD	\$9,755.33
09-154A		\$2,270.85	10/6/2010		
				15% - 11489	\$221.41
				CDA A	\$22.71
				DA OFFICE	\$227.09
				GENERAL FUND	\$545.00
				RIVERSIDE CO SO	\$1,254.64
09-155A		\$4,591.83	11/3/2010		
				15% - 11489	\$447.70
				CDA A	\$45.92
				DA OFFICE	\$459.18
				GENERAL FUND	\$1,102.04
				TF CVNTF	\$2,536.99
09-156A		\$2,930.53	10/6/2010		
				15% - 11489	\$285.72
				CDA A	\$29.31
				DA OFFICE	\$293.05
				GENERAL FUND	\$703.33
				RIVERSIDE CO SO	\$1,619.12
09-157J		\$67,239.92	8/11/2010		
				15% - 11489	\$6,555.89
				CDA A	\$672.40
				DA OFFICE	\$6,723.99
				GENERAL FUND	\$16,137.58
				RIVERSIDE CO SO	\$37,150.06
09-158A		\$2,758.05	10/6/2010		
				15% - 11489	\$268.91
				CDA A	\$27.58
				DA OFFICE	\$275.81
				GENERAL FUND	\$661.93
				RIVERSIDE CO SO	\$1,523.82
09-159J		\$1,185.13	8/11/2010		
				15% - 11489	\$115.56
				CDA A	\$11.85
				DA OFFICE	\$118.51
				GENERAL FUND	\$284.43
				RIVERSIDE CO SO	\$654.78
09-160A		\$13,890.84	10/6/2010		
				15% - 11489	\$1,354.36
				CDA A	\$138.91
				DA OFFICE	\$1,389.08
				GENERAL FUND	\$3,333.80
				RIVERSIDE CO SO	\$7,674.69
09-161A		\$967.35	11/3/2010		
				15% - 11489	\$94.32



State of California
ASSET FORFEITURE REPORT - 2010

Table 3

Admin Number	Docket Number	Amount Forfeited	Date Disbursed	Recipient	Amount Disbursed
				BLYTHE PD	\$534.46
				CDA A	\$9.67
				DA OFFICE	\$96.74
				GENERAL FUND	\$232.16
09-163A		\$10,116.99	11/3/2010		
				15% - 11489	\$986.41
				CDA A	\$101.17
				CORONA PD	\$5,589.64
				DA OFFICE	\$1,011.69
				GENERAL FUND	\$2,428.08
09-164A		\$1,097.75	11/3/2010		
				15% - 11489	\$107.03
				CDA A	\$10.98
				DA OFFICE	\$109.77
				GENERAL FUND	\$263.46
				HEMET PD	\$606.51
09-165A		\$16,283.60	10/20/2010		
				15% - 11489	\$1,587.65
				CDA A	\$162.84
				DA OFFICE	\$1,628.36
				GENERAL FUND	\$3,908.06
				RIVERSIDE PD	\$8,996.69
09-167A		\$3,308.40	10/20/2010		
				15% - 11489	\$322.57
				ALLIED RIVERSIDE CO NET	\$1,827.89
				CDA A	\$33.08
				DA OFFICE	\$330.84
				GENERAL FUND	\$794.02
09-169A		\$2,223.94	11/16/2010		
				15% - 11489	\$216.83
				ALLIED RIVERSIDE CO NET	\$1,228.73
				CDA A	\$22.24
				DA OFFICE	\$222.39
				GENERAL FUND	\$533.75
10-007A		\$969.29	10/6/2010		
				15% - 11489	\$94.51
				CDA A	\$9.69
				DA OFFICE	\$96.93
				GENERAL FUND	\$232.63
				RIVERSIDE CO SO	\$535.53
10-008A		\$2,242.08	11/3/2010		
				15% - 11489	\$218.60
				CDA A	\$22.42
				DA OFFICE	\$224.21
				GENERAL FUND	\$538.10
				TF SOUTHWEST CNTF	\$1,238.75



State of California
ASSET FORFEITURE REPORT - 2010

Table 3

Admin Number	Docket Number	Amount Forfeited	Date Disbursed	Recipient	Amount Disbursed
10-010A		\$2,959.17	12/8/2010	15% - 11489	\$288.52
				CDA A	\$29.59
				DA OFFICE	\$295.92
				GENERAL FUND	\$710.20
				TF CVNTF	\$1,634.94
10-011A		\$7,218.76	11/3/2010	15% - 11489	\$703.83
				CDA A	\$72.19
				DA OFFICE	\$721.88
				GENERAL FUND	\$1,732.50
				SAN BERNARDINO CO SO	\$3,988.36
10-012A		\$1,049.92	11/3/2010	15% - 11489	\$102.37
				CDA A	\$10.50
				DA OFFICE	\$104.99
				GENERAL FUND	\$251.98
				RIVERSIDE CO SO	\$580.08
10-013A		\$2,469.34	11/3/2010	15% - 11489	\$240.76
				CDA A	\$24.69
				DA OFFICE	\$246.94
				GENERAL FUND	\$592.64
				RIVERSIDE CO SO	\$1,364.31
10-015J	RIC1000250	\$1,726.96	12/8/2010	15% - 11489	\$168.38
				CDA A	\$17.27
				DA OFFICE	\$172.69
				GENERAL FUND	\$414.47
				RIVERSIDE CO SO	\$954.15
10-016A		\$10,281.07	11/3/2010	15% - 11489	\$1,002.40
				CDA A	\$102.81
				DA OFFICE	\$1,028.11
				GENERAL FUND	\$2,467.46
				TF SOUTHWEST CNTF	\$5,680.29
10-017A		\$1,855.27	11/16/2010	15% - 11489	\$180.89
				CDA A	\$18.55
				CORONA PD	\$1,025.04
				DA OFFICE	\$185.53
				GENERAL FUND	\$445.26
10-018A		\$2,116.68	11/3/2010	15% - 11489	\$206.38
				CDA A	\$21.17
				DA OFFICE	\$211.66
				GENERAL FUND	\$508.00



State of California
ASSET FORFEITURE REPORT - 2010

Table 3

Admin Number	Docket Number	Amount Forfeited	Date Disbursed	Recipient	Amount Disbursed
10-019A		\$1,344.02	11/3/2010	RIVERSIDE PD	\$1,169.47
				15% - 11489	\$131.04
				CDAA	\$13.44
				DA OFFICE	\$134.41
				GENERAL FUND	\$322.56
				RIVERSIDE PD	\$742.57
10-020A		\$2,336.52	10/20/2010	15% - 11489	\$227.81
				CDAA	\$23.37
				DA OFFICE	\$233.65
				GENERAL FUND	\$560.76
				RIVERSIDE PD	\$1,290.93
10-021A		\$4,374.53	10/20/2010	15% - 11489	\$426.51
				CDAA	\$43.75
				DA OFFICE	\$437.45
				GENERAL FUND	\$1,049.89
				RIVERSIDE PD	\$2,416.93
10-022A		\$2,497.16	10/6/2010	15% - 11489	\$243.47
				CDAA	\$24.97
				DA OFFICE	\$249.72
				GENERAL FUND	\$599.32
				RIVERSIDE CO SO	\$1,379.68
10-023A		\$1,330.87	11/3/2010	15% - 11489	\$129.76
				CDAA	\$13.31
				DA OFFICE	\$133.08
				GENERAL FUND	\$319.41
				RIVERSIDE CO SO	\$735.31
10-025J	RIC1000601	\$3,786.61	11/3/2010	15% - 11489	\$369.19
				CDAA	\$37.87
				DA OFFICE	\$378.66
				GENERAL FUND	\$908.79
				WCNTF	\$2,092.10
10-027A		\$3,331.34	10/6/2010	15% - 11489	\$324.81
				CDAA	\$33.31
				DA OFFICE	\$333.13
				GENERAL FUND	\$799.52
				WCNTF	\$1,840.57
10-028A		\$2,400.60	11/3/2010	15% - 11489	\$234.06
				CDAA	\$24.01
				DA OFFICE	\$240.06



State of California
ASSET FORFEITURE REPORT - 2010

Table 3

Admin Number	Docket Number	Amount Forfeited	Date Disbursed	Recipient	Amount Disbursed
				GENERAL FUND	\$576.14
				RIVERSIDE PD	\$1,326.33
10-029A		\$6,727.73	10/20/2010	15% - 11489	\$655.95
				CDA A	\$67.28
				DA OFFICE	\$672.77
				GENERAL FUND	\$1,614.66
				RIVERSIDE PD	\$3,717.07
10-031A		\$10,796.23	10/20/2010	15% - 11489	\$1,052.63
				CDA A	\$107.96
				DA OFFICE	\$1,079.62
				GENERAL FUND	\$2,591.10
				RIVERSIDE PD	\$5,964.92
10-032A		\$1,176.31	11/3/2010	15% - 11489	\$114.69
				CDA A	\$11.76
				DA OFFICE	\$117.64
				GENERAL FUND	\$282.31
				RIVERSIDE CO SO	\$649.91
10-033A		\$982.98	9/15/2010	15% - 11489	\$95.83
				CDA A	\$9.83
				DA OFFICE	\$98.30
				GENERAL FUND	\$235.92
				TF SOUTHWEST CNTF	\$543.10
10-035A		\$1,261.22	9/15/2010	15% - 11489	\$122.98
				CDA A	\$12.61
				DA OFFICE	\$126.12
				GENERAL FUND	\$302.69
				TF SOUTHWEST CNTF	\$696.82
10-036A		\$8,991.65	11/3/2010	15% - 11489	\$876.69
				CDA A	\$89.92
				DA OFFICE	\$899.15
				GENERAL FUND	\$2,158.00
				TF CVNTF	\$4,967.89
10-037A		\$967.28	12/8/2010	15% - 11489	\$94.31
				CDA A	\$9.67
				DA OFFICE	\$96.73
				GENERAL FUND	\$232.15
				TF CVNTF	\$534.42
10-038A		\$2,235.35	11/16/2010	15% - 11489	\$217.95
				CDA A	\$22.35



State of California
ASSET FORFEITURE REPORT - 2010

Table 3

Admin Number	Docket Number	Amount Forfeited	Date Disbursed	Recipient	Amount Disbursed
				CORONA PD	\$1,235.03
				DA OFFICE	\$223.54
				GENERAL FUND	\$536.48
10-039A		\$3,380.99	12/8/2010	15% - 11489	\$329.65
				CDA A	\$33.81
				DA OFFICE	\$338.09
				GENERAL FUND	\$811.44
				TF CVNTF	\$1,868.00
10-041A		\$10,291.13	11/3/2010	15% - 11489	\$1,003.39
				CDA A	\$102.91
				DA OFFICE	\$1,029.11
				GENERAL FUND	\$2,469.87
				RIVERSIDE PD	\$5,685.85
10-044A		\$6,061.96	11/3/2010	15% - 11489	\$591.04
				CDA A	\$60.62
				DA OFFICE	\$606.20
				GENERAL FUND	\$1,454.87
				RIVERSIDE CO SO	\$3,349.23
10-045A		\$5,348.73	12/8/2010	15% - 11489	\$521.50
				CDA A	\$53.49
				DA OFFICE	\$534.87
				GENERAL FUND	\$1,283.70
				RIVERSIDE CO SO	\$2,955.17
10-046A		\$1,881.80	9/15/2010	15% - 11489	\$183.48
				CDA A	\$18.82
				DA OFFICE	\$188.18
				GENERAL FUND	\$451.63
				TF SOUTHWEST CNTF	\$1,039.69
10-049A		\$4,440.41	9/8/2010	15% - 11489	\$432.94
				CDA A	\$44.40
				DA OFFICE	\$444.04
				GENERAL FUND	\$1,065.70
				MURRIETA PD	\$2,453.33
10-050A		\$1,168.01	11/3/2010	15% - 11489	\$113.88
				CDA A	\$11.68
				DA OFFICE	\$116.80
				GENERAL FUND	\$280.32
				RIVERSIDE PD	\$645.33
10-051A		\$2,386.34	10/20/2010	15% - 11489	\$232.68



State of California
ASSET FORFEITURE REPORT - 2010

Table 3

Admin Number	Docket Number	Amount Forfeited	Date Disbursed	Recipient	Amount Disbursed
				CDA A	\$23.86
				DA OFFICE	\$238.63
				GENERAL FUND	\$572.72
				SAN BERNARDINO CO SO	\$1,318.45
10-053A		\$1,301.60	11/16/2010		
				15% - 11489	\$126.91
				ALLIED RIVERSIDE CO NET	\$719.13
				CDA A	\$13.02
				DA OFFICE	\$130.16
				GENERAL FUND	\$312.38
10-054A		\$1,458.44	10/20/2010		
				15% - 11489	\$142.20
				CDA A	\$14.58
				DA OFFICE	\$145.84
				GENERAL FUND	\$350.03
				RIVERSIDE PD	\$805.79
10-056A		\$2,984.04	10/20/2010		
				15% - 11489	\$290.95
				CDA A	\$29.84
				DA OFFICE	\$298.40
				GENERAL FUND	\$716.17
				RIVERSIDE PD	\$1,648.68
10-060A		\$18,010.54	11/3/2010		
				15% - 11489	\$1,756.03
				CDA A	\$180.11
				DA OFFICE	\$1,801.05
				GENERAL FUND	\$4,322.53
				TF CVNTF	\$9,950.82
10-061A		\$7,099.79	12/8/2010		
				15% - 11489	\$692.23
				CDA A	\$71.00
				DA OFFICE	\$709.98
				GENERAL FUND	\$1,703.95
				RIVERSIDE CO SO	\$3,922.63
10-062A		\$1,487.08	11/16/2010		
				15% - 11489	\$144.99
				CDA A	\$14.87
				DA OFFICE	\$148.71
				GENERAL FUND	\$356.90
				RIVERSIDE CO SO	\$821.61
10-065A		\$1,381.26	11/3/2010		
				15% - 11489	\$134.67
				CDA A	\$13.81
				CORONA PD	\$763.15
				DA OFFICE	\$138.13
				GENERAL FUND	\$331.50



State of California
ASSET FORFEITURE REPORT - 2010

Table 3

Admin Number	Docket Number	Amount Forfeited	Date Disbursed	Recipient	Amount Disbursed
RIVERSIDE					\$1,238,325.60



State of California
ASSET FORFEITURE REPORT - 2010

Table 3

Admin Number	Docket Number	Amount Forfeited	Date Disbursed	Recipient	Amount Disbursed
SACRAMENTO					
06004	SPD-05276956	\$2,668.67	11/10/2010	CDA DA OFFICE GENERAL FUND SACRAMENTO PD	\$26.69 \$266.87 \$640.48 \$1,734.63
06158	SSD-06-13334	\$229.67	10/22/2010	CDA DA OFFICE GENERAL FUND SACRAMENTO CO SO	\$2.30 \$22.97 \$55.12 \$149.28
06288	SHP-06252155	\$2,417.00	12/16/2010	CDA CHP-SOUTH SACRAMENTO DA OFFICE GENERAL FUND	\$24.17 \$1,571.05 \$241.70 \$580.08
06392	SSD-06-56609	\$42,689.67	2/11/2010	CDA DA OFFICE GENERAL FUND SACRAMENTO CO SO	\$426.89 \$4,268.97 \$10,245.52 \$27,748.29
07289	SSD-07-21874	\$34,301.50	10/22/2010	CDA DA OFFICE GENERAL FUND SACRAMENTO CO SO SACRAMENTO PD	\$343.02 \$3,430.15 \$8,232.36 \$13,377.59 \$8,918.38
07336	SPD-07217883	\$2,038.00	8/20/2010	CDA DA OFFICE GENERAL FUND SACRAMENTO PD	\$20.38 \$203.80 \$489.12 \$1,324.70
07344	SSD-07-44049	\$105,550.87	11/10/2010	CDA DA OFFICE GENERAL FUND SACRAMENTO CO SO	\$1,055.51 \$10,555.09 \$25,332.21 \$68,608.06
07345	SPD-07280406	\$2,102.00	10/22/2010	CDA DA OFFICE GENERAL FUND SACRAMENTO PD	\$21.02 \$210.20 \$504.48 \$1,366.30
08039	SPD-07330725	\$487.00	10/22/2010	CDA DA OFFICE GENERAL FUND SACRAMENTO PD	\$4.87 \$48.70 \$116.88 \$316.55



State of California
ASSET FORFEITURE REPORT - 2010

Table 3

Admin Number	Docket Number	Amount Forfeited	Date Disbursed	Recipient	Amount Disbursed
08041	SSD-07-70994	\$2,177.00	7/16/2010	CDA DA OFFICE GENERAL FUND SACRAMENTO CO SO	\$21.77 \$217.70 \$522.48 \$1,415.05
08065	SSD-08-1140	\$98.00	5/14/2010	CDA DA OFFICE GENERAL FUND SACRAMENTO CO SO	\$0.98 \$9.80 \$23.52 \$63.70
08071	SSD-07-61139	\$2,005.00	2/11/2010	CDA DA OFFICE GENERAL FUND RANCHO CORDOVA PD SACRAMENTO CO SO	\$20.05 \$200.50 \$481.20 \$1,184.41 \$118.84
08075	SPD-07380103	\$274.42	10/22/2010	CDA DA OFFICE GENERAL FUND SACRAMENTO PD	\$2.74 \$27.44 \$65.86 \$178.38
08101	SSD-08-6481	\$11,449.45	5/14/2010	CDA DA OFFICE GENERAL FUND SACRAMENTO CO SO	\$114.49 \$1,144.95 \$2,747.87 \$7,442.14
08119	SPD-08-27874	\$872.00	6/11/2010	CDA DA OFFICE GENERAL FUND SACRAMENTO PD	\$8.72 \$87.20 \$209.28 \$566.80
08138	SSD-08-8930	\$1,053.00	7/16/2010	CDA CITRUS HEIGHTS PD DA OFFICE GENERAL FUND SACRAMENTO CO SO	\$10.53 \$565.61 \$105.30 \$252.72 \$118.84
08187	SSD-08-19718	\$3,845.00	10/22/2010	CDA DA OFFICE GENERAL FUND SACRAMENTO CO SO	\$38.45 \$384.50 \$922.80 \$2,499.25
08190	YO08-054-O	\$720.00	7/16/2010	CDA DA OFFICE GENERAL FUND YOLO NARC ENF TEAM	\$7.20 \$72.00 \$172.80 \$468.00



State of California
ASSET FORFEITURE REPORT - 2010

Table 3

Admin Number	Docket Number	Amount Forfeited	Date Disbursed	Recipient	Amount Disbursed
08194	SSD-08-28084	\$2,218.00	8/20/2010	CDA A	\$22.18
				DA OFFICE	\$221.80
				GENERAL FUND	\$532.32
				SACRAMENTO CO SO	\$118.84
				SACRAMENTO PROBATION	\$1,322.86
08200	SPD-08-52177	\$398.00	8/20/2010	CDA A	\$3.98
				DA OFFICE	\$39.80
				GENERAL FUND	\$95.52
				SACRAMENTO PD	\$258.70
08239	SPD-09129031	\$5,034.70	2/11/2010	CDA A	\$50.35
				DA OFFICE	\$503.47
				GENERAL FUND	\$1,208.33
				SACRAMENTO PD	\$3,272.55
08258	FPD-08-2794	\$1,668.00	1/14/2010	CDA A	\$16.68
				DA OFFICE	\$166.80
				FOLSOM PD	\$1,084.20
				GENERAL FUND	\$400.32
08292	SPD-08214469	\$11,230.10	8/20/2010	CDA A	\$112.30
				DA OFFICE	\$1,123.01
				GENERAL FUND	\$2,695.22
				SACRAMENTO PD	\$7,299.57
08308	SSD-08-35980	\$9,577.00	12/16/2010	CDA A	\$95.77
				DA OFFICE	\$957.70
				GENERAL FUND	\$2,298.48
				SACRAMENTO CO SO	\$6,225.05
08314	SSD-08-33524	\$552.00	9/17/2010	CDA A	\$5.52
				DA OFFICE	\$55.20
				GENERAL FUND	\$132.48
				RANCHO CORDOVA PD	\$239.96
				SACRAMENTO CO SO	\$118.84
08332	SPD-08266784	\$13,315.84	12/16/2010	CDA A	\$133.16
				DA OFFICE	\$1,331.58
				GENERAL FUND	\$3,195.80
				SACRAMENTO PD	\$8,655.30
08377	SSD-08-40962	\$839.00	3/12/2010	CDA A	\$8.39
				DA OFFICE	\$83.90
				GENERAL FUND	\$201.36
				RANCHO CORDOVA PD	\$426.51



State of California
ASSET FORFEITURE REPORT - 2010

Table 3

Admin Number	Docket Number	Amount Forfeited	Date Disbursed	Recipient	Amount Disbursed
08391	P08-115-OC	\$4,018.00	10/22/2010	SACRAMENTO CO SO	\$118.84
				CDA A	\$40.18
				DA OFFICE	\$401.80
				GENERAL FUND	\$964.32
				PLACER CO SIU	\$2,611.70
09025	CCH-08-1221	\$15,771.47	10/22/2010	CDA A	\$157.71
				CITRUS HEIGHTS PD	\$10,251.46
				DA OFFICE	\$1,577.15
				GENERAL FUND	\$3,785.15
09029	SPD-08265612	\$490.00	7/16/2010	CDA A	\$4.90
				DA OFFICE	\$49.00
				GENERAL FUND	\$117.60
				SACRAMENTO PD	\$318.50
09040	SPD-08404773	\$6,540.51	5/14/2010	CDA A	\$65.41
				DA OFFICE	\$654.05
				GENERAL FUND	\$1,569.72
				SACRAMENTO PD	\$4,251.33
09046	SSD-08-44672	\$4,244.00	5/14/2010	CDA A	\$42.44
				DA OFFICE	\$424.40
				GENERAL FUND	\$1,018.56
				SACRAMENTO CO SO	\$2,758.60
09072	BNE-SA08-64	\$3,518.00	8/20/2010	CA DOJ-BNE SACRAMENTO	\$2,286.70
				CDA A	\$35.18
				DA OFFICE	\$351.80
				GENERAL FUND	\$844.32
09074	SSD-08-49644	\$10,893.00	2/11/2010	CDA A	\$108.93
				DA OFFICE	\$1,089.30
				GENERAL FUND	\$2,614.32
				SACRAMENTO CO SO	\$7,080.45
09091	EGP-08-9682	\$29,791.00	8/20/2010	CDA A	\$297.91
				DA OFFICE	\$2,979.10
				ELK GROVE PD	\$19,364.15
				GENERAL FUND	\$7,149.84
09092	EGP-08-9682	\$182,875.78	3/12/2010	CDA A	\$1,828.76
				DA OFFICE	\$18,287.58
				ELK GROVE PD	\$118,869.25
				GENERAL FUND	\$43,890.19



State of California
ASSET FORFEITURE REPORT - 2010

Table 3

Admin Number	Docket Number	Amount Forfeited	Date Disbursed	Recipient	Amount Disbursed
09104	SPD-08397468	\$27,802.00	2/11/2010	CDA DA OFFICE GENERAL FUND SACRAMENTO PD	\$278.02 \$2,780.20 \$6,672.48 \$18,071.30
09106	SSD-08-64244	\$991.00	7/16/2010	CDA DA OFFICE GENERAL FUND SACRAMENTO CO SO	\$9.91 \$99.10 \$237.84 \$644.15
09114	CCH-08-5814	\$979.00	2/11/2010	CDA CITRUS HEIGHTS PD DA OFFICE GENERAL FUND	\$9.79 \$636.35 \$97.90 \$234.96
09138	SSD-09-7540	\$630.00	3/12/2010	CDA DA OFFICE GENERAL FUND SACRAMENTO CO SO	\$6.30 \$63.00 \$151.20 \$409.50
09156	SSD-09-6594	\$7,838.00	8/20/2010	CDA DA OFFICE GENERAL FUND SACRAMENTO CO SO	\$78.38 \$783.80 \$1,881.12 \$5,094.70
09163	SPD-09-70278	\$4,101.21	10/22/2010	CDA DA OFFICE GENERAL FUND SACRAMENTO PD	\$41.01 \$410.12 \$984.29 \$2,665.79
09167	SPD-08388274	\$1,075.00	2/11/2010	CDA DA OFFICE GENERAL FUND SACRAMENTO PD	\$10.75 \$107.50 \$258.00 \$698.75
09171	CCH-08-14972	\$499.89	8/20/2010	CDA CITRUS HEIGHTS PD DA OFFICE GENERAL FUND	\$5.00 \$324.93 \$49.99 \$119.97
09172	SSD-09-16720	\$870.00	10/22/2010	CDA DA OFFICE GENERAL FUND SACRAMENTO CO SO	\$8.70 \$87.00 \$208.80 \$565.50
09188	BNE-SA09-32	\$3,655.70	7/16/2010	CA DOJ-BNE SACRAMENTO	\$2,376.20



State of California
ASSET FORFEITURE REPORT - 2010

Table 3

Admin Number	Docket Number	Amount Forfeited	Date Disbursed	Recipient	Amount Disbursed
				CDA A	\$36.56
				DA OFFICE	\$365.57
				GENERAL FUND	\$877.37
09199	SPD-09-21928	\$2,197.00	2/11/2010		
				CDA A	\$21.97
				DA OFFICE	\$219.70
				GENERAL FUND	\$527.28
				SACRAMENTO PD	\$1,428.05
09217	SPD-09-58684	\$22,880.00	2/11/2010		
				CDA A	\$228.80
				DA OFFICE	\$2,288.00
				GENERAL FUND	\$5,491.20
				SACRAMENTO PD	\$14,872.00
09222	SPD-09-66657	\$10,472.00	2/11/2010		
				CDA A	\$104.72
				DA OFFICE	\$1,047.20
				GENERAL FUND	\$2,513.28
				SACRAMENTO PD	\$6,806.80
09237	EGP-09-3190	\$4,260.00	6/11/2010		
				CDA A	\$42.60
				DA OFFICE	\$426.00
				ELK GROVE PD	\$2,769.00
				GENERAL FUND	\$1,022.40
09255	SSD-09-21885	\$2,444.61	10/22/2010		
				CDA A	\$24.45
				DA OFFICE	\$244.46
				GENERAL FUND	\$586.71
				SACRAMENTO CO SO	\$1,588.99
09259	SPD-09103602	\$343.75	2/11/2010		
				CDA A	\$3.44
				DA OFFICE	\$34.38
				GENERAL FUND	\$82.50
				SACRAMENTO PD	\$223.43
09289	SPD-09-52463	\$8,901.61	3/12/2010		
				CDA A	\$89.02
				DA OFFICE	\$890.16
				GENERAL FUND	\$2,136.39
				SACRAMENTO PD	\$5,786.04
09290	SPD-09144113	\$9,265.50	4/9/2010		
				CDA A	\$92.65
				DA OFFICE	\$926.55
				GENERAL FUND	\$2,223.72
				SACRAMENTO PD	\$6,022.58
09333	SPD-09222268	\$1,039.61	1/14/2010		
				CDA A	\$10.40
				DA OFFICE	\$103.96
				GENERAL FUND	\$249.51



State of California
ASSET FORFEITURE REPORT - 2010

Table 3

Admin Number	Docket Number	Amount Forfeited	Date Disbursed	Recipient	Amount Disbursed
09339	EGP-09-6783	\$3,099.60	1/14/2010	SACRAMENTO PD	\$675.74
				CDA A	\$31.00
				DA OFFICE	\$309.96
				ELK GROVE PD	\$2,014.74
				GENERAL FUND	\$743.90
09340	EGP-09-6783	\$8,132.08	1/14/2010	CDA A	\$81.32
				DA OFFICE	\$813.21
				ELK GROVE PD	\$5,285.85
				GENERAL FUND	\$1,951.70
09341	EGP-09-6783	\$2,220.53	1/14/2010	CDA A	\$22.21
				DA OFFICE	\$222.05
				ELK GROVE PD	\$1,443.34
				GENERAL FUND	\$532.93
09342	SPD-09243381	\$272.61	1/14/2010	CDA A	\$2.73
				DA OFFICE	\$27.26
				GENERAL FUND	\$65.43
				SACRAMENTO PD	\$177.19
09343	CCH-09-9810	\$489.61	1/14/2010	CDA A	\$4.90
				CITRUS HEIGHTS PD	\$318.24
				DA OFFICE	\$48.96
				GENERAL FUND	\$117.51
09344	EGP-09-7822	\$1,824.61	2/11/2010	CDA A	\$18.25
				DA OFFICE	\$182.46
				ELK GROVE PD	\$1,185.99
				GENERAL FUND	\$437.91
09345	SSD-09-39517	\$20,226.61	5/14/2010	CDA A	\$202.27
				DA OFFICE	\$2,022.66
				GENERAL FUND	\$4,854.38
				SACRAMENTO CO SO	\$13,147.30
09346	SPD-09253965	\$624.61	2/11/2010	CDA A	\$6.25
				DA OFFICE	\$62.46
				GENERAL FUND	\$149.91
				SACRAMENTO PD	\$405.99
09350	SPD-09258696	\$728.61	2/11/2010	CDA A	\$7.29
				DA OFFICE	\$72.86
				GENERAL FUND	\$174.87
				SACRAMENTO PD	\$473.59



State of California
ASSET FORFEITURE REPORT - 2010

Table 3

Admin Number	Docket Number	Amount Forfeited	Date Disbursed	Recipient	Amount Disbursed
09351	CCH-09-10360	\$3,904.61	2/11/2010	CDA A	\$39.05
				CITRUS HEIGHTS PD	\$2,537.99
				DA OFFICE	\$390.46
				GENERAL FUND	\$937.11
09352	SPD-09266072	\$1,836.61	2/11/2010	CDA A	\$18.37
				DA OFFICE	\$183.66
				GENERAL FUND	\$440.79
				SACRAMENTO PD	\$1,193.79
09353	CCH-09-10573	\$1,003.61	3/12/2010	CDA A	\$10.04
				CITRUS HEIGHTS PD	\$652.34
				DA OFFICE	\$100.36
				GENERAL FUND	\$240.87
09354	SPD-09269361	\$3,615.61	2/11/2010	CDA A	\$36.16
				DA OFFICE	\$361.56
				GENERAL FUND	\$867.75
				SACRAMENTO PD	\$2,350.14
09355	SPD-09269645	\$11,379.61	2/11/2010	CDA A	\$113.80
				DA OFFICE	\$1,137.96
				GENERAL FUND	\$2,731.11
				SACRAMENTO PD	\$7,396.74
09356	SSD-09-25455	\$631.61	6/11/2010	CDA A	\$6.32
				DA OFFICE	\$63.16
				GENERAL FUND	\$151.59
				SACRAMENTO CO SO	\$410.54
09357	GPD-09-2237	\$217.61	2/11/2010	CDA A	\$2.18
				DA OFFICE	\$21.76
				GALT PD	\$141.44
				GENERAL FUND	\$52.23
09358	GPD-09-2319	\$544.61	2/11/2010	CDA A	\$5.45
				DA OFFICE	\$54.46
				GALT PD	\$353.99
				GENERAL FUND	\$130.71
09359	SPD-09269323	\$502.61	2/11/2010	CDA A	\$5.03
				DA OFFICE	\$50.26
				GENERAL FUND	\$120.63
				SACRAMENTO PD	\$326.69
09360	SPD-09269226	\$2,425.61	2/11/2010	CDA A	\$24.26



State of California
ASSET FORFEITURE REPORT - 2010

Table 3

Admin Number	Docket Number	Amount Forfeited	Date Disbursed	Recipient	Amount Disbursed
				DA OFFICE	\$242.56
				GENERAL FUND	\$582.15
				SACRAMENTO PD	\$1,576.64
09361	EGP-09-8539	\$1,193.61	2/11/2010		
				CDA A	\$11.94
				DA OFFICE	\$119.36
				ELK GROVE PD	\$775.84
				GENERAL FUND	\$286.47
09362	SPD-09271957	\$340.61	2/11/2010		
				CDA A	\$3.41
				DA OFFICE	\$34.06
				GENERAL FUND	\$81.75
				SACRAMENTO PD	\$221.39
09363	SPD-07307032	\$717.61	2/11/2010		
				CDA A	\$7.18
				DA OFFICE	\$71.76
				GENERAL FUND	\$172.23
				SACRAMENTO PD	\$466.44
09364	SSD-09-42871	\$1,901.61	2/11/2010		
				CDA A	\$19.02
				DA OFFICE	\$190.16
				GENERAL FUND	\$456.39
				SACRAMENTO CO SO	\$1,236.04
09365	SPD-09277129	\$1,352.61	2/11/2010		
				CDA A	\$13.53
				DA OFFICE	\$135.26
				GENERAL FUND	\$324.63
				SACRAMENTO PD	\$879.19
09366	SPD-09282420	\$13,351.61	5/14/2010		
				CDA A	\$133.52
				DA OFFICE	\$1,335.16
				GENERAL FUND	\$3,204.39
				SACRAMENTO PD	\$8,678.54
09368	CCH-08-4671	\$1,275.61	3/12/2010		
				CDA A	\$12.76
				CITRUS HEIGHTS PD	\$829.14
				DA OFFICE	\$127.56
				GENERAL FUND	\$306.15
09369	CCH-09-4085	\$331.61	3/12/2010		
				CDA A	\$3.32
				CITRUS HEIGHTS PD	\$215.54
				DA OFFICE	\$33.16
				GENERAL FUND	\$79.59
09370	SPD-09282731	\$8,693.92	3/12/2010		
				CDA A	\$86.94
				DA OFFICE	\$869.39
				GENERAL FUND	\$2,086.54



State of California
ASSET FORFEITURE REPORT - 2010

Table 3

Admin Number	Docket Number	Amount Forfeited	Date Disbursed	Recipient	Amount Disbursed
09371	EGP-09-9142	\$2,851.61	3/12/2010	SACRAMENTO PD	\$5,651.05
				CDA A	\$28.52
				DA OFFICE	\$285.16
				ELK GROVE PD	\$1,853.54
				GENERAL FUND	\$684.39
09372	SSD-09-44681	\$1,003.61	3/12/2010		
				CDA A	\$10.04
				DA OFFICE	\$100.36
				GENERAL FUND	\$240.87
				SACRAMENTO CO SO	\$652.34
09373	SPD-09291086	\$293.61	3/12/2010		
				CDA A	\$2.94
				DA OFFICE	\$29.36
				GENERAL FUND	\$70.47
				SACRAMENTO PD	\$190.84
09374	SPD-09291788	\$7,199.61	3/12/2010		
				CDA A	\$72.00
				DA OFFICE	\$719.96
				GENERAL FUND	\$1,727.91
				SACRAMENTO PD	\$4,679.74
09375	EGP-09-9294	\$1,946.61	3/12/2010		
				CDA A	\$19.47
				DA OFFICE	\$194.66
				ELK GROVE PD	\$1,265.29
				GENERAL FUND	\$467.19
09376	SPD-09297334	\$1,007.61	3/12/2010		
				CDA A	\$10.08
				DA OFFICE	\$100.76
				GENERAL FUND	\$241.83
				SACRAMENTO PD	\$654.94
09377	SPD-09296959	\$706.61	3/12/2010		
				CDA A	\$7.07
				DA OFFICE	\$70.66
				GENERAL FUND	\$169.59
				SACRAMENTO PD	\$459.29
09378	CCH-09-11827	\$3,857.61	3/12/2010		
				CDA A	\$38.58
				CITRUS HEIGHTS PD	\$2,507.44
				DA OFFICE	\$385.76
				GENERAL FUND	\$925.83
09379	SPD-09239416	\$5,514.61	3/12/2010		
				CDA A	\$55.15
				DA OFFICE	\$551.46
				GENERAL FUND	\$1,323.51
				SACRAMENTO PD	\$3,584.49



State of California
ASSET FORFEITURE REPORT - 2010

Table 3

Admin Number	Docket Number	Amount Forfeited	Date Disbursed	Recipient	Amount Disbursed
09380	SPD-09307321	\$1,289.61	3/12/2010	CDA DA OFFICE GENERAL FUND SACRAMENTO PD	\$12.90 \$128.96 \$309.51 \$838.24
09381	SPD-09307477	\$16,700.97	8/20/2010	CDA DA OFFICE GENERAL FUND SACRAMENTO PD	\$167.01 \$1,670.09 \$4,008.23 \$10,855.64
09382	SSD-09-47038	\$3,340.61	3/12/2010	CDA DA OFFICE GENERAL FUND SACRAMENTO CO SO SACRAMENTO PROBATION	\$33.41 \$334.06 \$801.75 \$118.84 \$2,052.55
09383	SPD-09309635	\$1,077.61	3/12/2010	CDA DA OFFICE GENERAL FUND SACRAMENTO PD	\$10.78 \$107.76 \$258.63 \$700.44
09384	SPD-09313344	\$1,626.61	3/12/2010	CDA DA OFFICE GENERAL FUND SACRAMENTO PD	\$16.27 \$162.66 \$390.39 \$1,057.29
09385	SPD-09314793	\$2,207.61	3/12/2010	CDA DA OFFICE GENERAL FUND SACRAMENTO PD	\$22.08 \$220.76 \$529.83 \$1,434.94
09386	SPD-09314678	\$337.61	3/12/2010	CDA DA OFFICE GENERAL FUND SACRAMENTO PD	\$3.38 \$33.76 \$81.03 \$219.44
09387	SPD-09314552	\$642.61	3/12/2010	CDA DA OFFICE GENERAL FUND SACRAMENTO PD	\$6.43 \$64.26 \$154.23 \$417.69
09388	SPD-09315378	\$3,649.61	3/12/2010	CDA DA OFFICE GENERAL FUND SACRAMENTO PD	\$36.50 \$364.96 \$875.91 \$2,372.24



State of California
ASSET FORFEITURE REPORT - 2010

Table 3

Admin Number	Docket Number	Amount Forfeited	Date Disbursed	Recipient	Amount Disbursed
09389	SPD-09316955	\$558.61	3/12/2010	CDA DA OFFICE GENERAL FUND SACRAMENTO PD	\$5.59 \$55.86 \$134.07 \$363.09
09391	SSD-09-49451	\$1,563.61	3/12/2010	CDA DA OFFICE GENERAL FUND RANCHO CORDOVA PD SACRAMENTO CO SO	\$15.64 \$156.36 \$375.27 \$897.50 \$118.84
09392	CCH-09-13064	\$469.61	3/12/2010	CDA CITRUS HEIGHTS PD DA OFFICE GENERAL FUND	\$4.70 \$305.24 \$46.96 \$112.71
09393	SPD-09331555	\$2,394.61	3/12/2010	CDA DA OFFICE GENERAL FUND SACRAMENTO PD	\$23.95 \$239.46 \$574.71 \$1,556.49
09394	SPD-09335077	\$1,443.61	3/12/2010	CDA DA OFFICE GENERAL FUND SACRAMENTO PD	\$14.44 \$144.36 \$346.47 \$938.34
09395	SPD-09321643	\$1,177.61	3/12/2010	CDA DA OFFICE GENERAL FUND SACRAMENTO PD	\$11.78 \$117.76 \$282.63 \$765.44
09396	RPD-09-14091	\$352.61	3/12/2010	CDA DA OFFICE GENERAL FUND ROSEVILLE PD	\$3.53 \$35.26 \$84.63 \$229.19
09397	SPD-09338066	\$1,808.61	3/12/2010	CDA DA OFFICE GENERAL FUND SACRAMENTO PD	\$18.09 \$180.86 \$434.07 \$1,175.59
09398	SPD-09337608	\$859.61	3/12/2010	CDA DA OFFICE GENERAL FUND SACRAMENTO PD	\$8.60 \$85.96 \$206.31 \$558.74



State of California
ASSET FORFEITURE REPORT - 2010

Table 3

Admin Number	Docket Number	Amount Forfeited	Date Disbursed	Recipient	Amount Disbursed
09399	SPD-09343090	\$2,751.61	3/12/2010	CDA DA OFFICE GENERAL FUND SACRAMENTO PD	\$27.52 \$275.16 \$660.39 \$1,788.54
09401	SPD-09346187	\$453.61	3/12/2010	CDA DA OFFICE GENERAL FUND SACRAMENTO PD	\$4.54 \$45.36 \$108.87 \$294.84
09402	SPD-09348784	\$1,071.61	3/12/2010	CDA DA OFFICE GENERAL FUND SACRAMENTO PD	\$10.72 \$107.16 \$257.19 \$696.54
09403	SPD-09349558	\$1,423.61	3/12/2010	CDA DA OFFICE GENERAL FUND SACRAMENTO PD	\$14.24 \$142.36 \$341.67 \$925.34
09408	SPD-09314723	\$520.61	4/9/2010	CDA DA OFFICE GENERAL FUND SACRAMENTO PD	\$5.21 \$52.06 \$124.95 \$338.39
09411	SSD-09-38889	\$454.61	4/9/2010	CDA DA OFFICE GENERAL FUND SACRAMENTO CO SO SACRAMENTO PROBATION	\$4.55 \$45.46 \$109.11 \$118.84 \$176.65
09413	SPD-09331207	\$1,130.61	4/9/2010	CDA DA OFFICE GENERAL FUND SACRAMENTO PD	\$11.31 \$113.06 \$271.35 \$734.89
09414	SPD-09349679	\$3,531.61	4/9/2010	CDA DA OFFICE GENERAL FUND SACRAMENTO PD	\$35.32 \$353.16 \$847.59 \$2,295.54
09415	FPD-09-5768	\$456.61	4/9/2010	CDA DA OFFICE FOLSOM PD GENERAL FUND	\$4.57 \$45.66 \$296.79 \$109.59



State of California
ASSET FORFEITURE REPORT - 2010

Table 3

Admin Number	Docket Number	Amount Forfeited	Date Disbursed	Recipient	Amount Disbursed
10001	SSD-09-44086	\$580.61	5/14/2010	CDA DA OFFICE GENERAL FUND SACRAMENTO CO SO	\$5.81 \$58.06 \$139.35 \$377.39
10002	SPD-09339862	\$1,998.61	4/9/2010	CDA DA OFFICE GENERAL FUND SACRAMENTO PD	\$19.99 \$199.86 \$479.67 \$1,299.09
10004	BNE-SA09-92	\$10,917.61	4/9/2010	CA DOJ-BNE SACRAMENTO CDA DA OFFICE GENERAL FUND	\$7,096.44 \$109.18 \$1,091.76 \$2,620.23
10007	SPD-09269713	\$1,829.61	4/9/2010	CDA DA OFFICE GENERAL FUND SACRAMENTO PD	\$18.30 \$182.96 \$439.11 \$1,189.24
10008	BNE-SA09-94	\$4,757.61	4/9/2010	CA DOJ-BNE SACRAMENTO CDA DA OFFICE GENERAL FUND	\$3,092.44 \$47.58 \$475.76 \$1,141.83
10009	BNE-SA09-95	\$9,897.61	4/9/2010	CA DOJ-BNE SACRAMENTO CDA DA OFFICE GENERAL FUND	\$6,433.44 \$98.98 \$989.76 \$2,375.43
10010	SSD-09-51810	\$1,279.61	4/9/2010	CDA DA OFFICE GENERAL FUND SACRAMENTO CO SO	\$12.80 \$127.96 \$307.11 \$831.74
10011	SPD-09358242	\$1,186.61	4/9/2010	CDA DA OFFICE GENERAL FUND SACRAMENTO PD	\$11.87 \$118.66 \$284.79 \$771.29
10012	SSD-09-53129	\$2,549.61	4/9/2010	CDA DA OFFICE GENERAL FUND SACRAMENTO CO SO	\$25.50 \$254.96 \$611.91 \$1,657.24
10013	SSD-09-53209	\$1,307.61	4/9/2010	CDA	\$13.08



State of California
ASSET FORFEITURE REPORT - 2010

Table 3

Admin Number	Docket Number	Amount Forfeited	Date Disbursed	Recipient	Amount Disbursed
				DA OFFICE	\$130.76
				GENERAL FUND	\$313.83
				SACRAMENTO CO SO	\$849.94
10014	BNE-SA09-101	\$9,917.61	4/9/2010		
				CA DOJ-BNE SACRAMENTO	\$6,446.44
				CDA A	\$99.18
				DA OFFICE	\$991.76
				GENERAL FUND	\$2,380.23
10016	FPD-09-5954	\$515.61	4/9/2010		
				CDA A	\$5.16
				DA OFFICE	\$51.56
				FOLSOM PD	\$335.14
				GENERAL FUND	\$123.75
10017	SPD-09363689	\$2,140.61	4/9/2010		
				CDA A	\$21.41
				DA OFFICE	\$214.06
				GENERAL FUND	\$513.75
				SACRAMENTO PD	\$1,391.39
10018	CCH-09-14535	\$4,829.61	4/9/2010		
				CDA A	\$48.30
				CITRUS HEIGHTS PD	\$3,139.24
				DA OFFICE	\$482.96
				GENERAL FUND	\$1,159.11
10019	SPD-09298506	\$15,590.61	4/9/2010		
				CDA A	\$155.91
				DA OFFICE	\$1,559.06
				GENERAL FUND	\$3,741.75
				SACRAMENTO PD	\$10,133.89
10021	BNE-SA09-96	\$24,627.61	4/9/2010		
				CA DOJ-BNE SACRAMENTO	\$16,007.94
				CDA A	\$246.28
				DA OFFICE	\$2,462.76
				GENERAL FUND	\$5,910.63
10025	CCH-08-10609	\$1,613.00	2/11/2010		
				SAC CO DIV REV RECOVERY	\$1,613.00
10026	BNE-SA09-90	\$715.21	5/14/2010		
				CDA A	\$7.15
				DA OFFICE	\$71.52
				FISH & GAME	\$464.89
				GENERAL FUND	\$171.65
10027	SPD-09367068	\$557.03	5/14/2010		
				CDA A	\$5.57
				DA OFFICE	\$55.70
				GENERAL FUND	\$133.69
				SACRAMENTO PD	\$362.07
10029	SPD-09370249	\$13,415.21	5/14/2010		
				CDA A	\$134.15



State of California
ASSET FORFEITURE REPORT - 2010

Table 3

Admin Number	Docket Number	Amount Forfeited	Date Disbursed	Recipient	Amount Disbursed
				DA OFFICE	\$1,341.52
				GENERAL FUND	\$3,219.65
				SACRAMENTO PD	\$8,719.89
10030	SPD-09371899	\$384.82	5/14/2010		
				CDA A	\$3.85
				DA OFFICE	\$38.48
				GENERAL FUND	\$92.36
				SACRAMENTO PD	\$250.13
10032	SPD-09366869	\$577.21	5/14/2010		
				CDA A	\$5.77
				DA OFFICE	\$57.72
				GENERAL FUND	\$138.53
				SACRAMENTO PD	\$375.19
10033	SPD-09372369	\$267.21	5/14/2010		
				CDA A	\$2.67
				DA OFFICE	\$26.72
				GENERAL FUND	\$64.13
				SACRAMENTO PD	\$173.69
10034	SPD-09372513	\$1,000.21	5/14/2010		
				CDA A	\$10.00
				DA OFFICE	\$100.02
				GENERAL FUND	\$240.05
				SACRAMENTO PD	\$650.14
10035	BNE-SA09-110	\$6,817.21	5/14/2010		
				CA DOJ-BNE SACRAMENTO	\$4,431.19
				CDA A	\$68.17
				DA OFFICE	\$681.72
				GENERAL FUND	\$1,636.13
10036	BNE-SA09-109	\$10,797.21	5/14/2010		
				CA DOJ-BNE SACRAMENTO	\$7,018.19
				CDA A	\$107.97
				DA OFFICE	\$1,079.72
				GENERAL FUND	\$2,591.33
10037	BNE-SA09-108	\$12,497.21	5/14/2010		
				CA DOJ-BNE SACRAMENTO	\$8,123.19
				CDA A	\$124.97
				DA OFFICE	\$1,249.72
				GENERAL FUND	\$2,999.33
10038	BNE-SA09-111	\$4,417.21	5/14/2010		
				CA DOJ-BNE SACRAMENTO	\$2,871.19
				CDA A	\$44.17
				DA OFFICE	\$441.72
				GENERAL FUND	\$1,060.13
10039	SPD-09378342	\$661.21	5/14/2010		
				CDA A	\$6.61
				DA OFFICE	\$66.12
				GENERAL FUND	\$158.69



State of California
ASSET FORFEITURE REPORT - 2010

Table 3

Admin Number	Docket Number	Amount Forfeited	Date Disbursed	Recipient	Amount Disbursed
10040	P09-119-OC	\$1,918.21	5/14/2010	SACRAMENTO PD	\$429.79
				CDA	\$19.18
				DA OFFICE	\$191.82
				GENERAL FUND	\$460.37
				PLACER CO SIU	\$1,246.84
10041	YO09-169-W	\$8,455.21	5/14/2010		
				CDA	\$84.55
				DA OFFICE	\$845.52
				GENERAL FUND	\$2,029.25
				YOLO NARC ENF TEAM	\$5,495.89
10042	SSD-09-56044	\$625.21	5/14/2010		
				CDA	\$6.25
				DA OFFICE	\$62.52
				GENERAL FUND	\$150.05
				SACRAMENTO CO SO	\$406.39
10043	SPD-09390574	\$3,858.04	5/14/2010		
				CDA	\$38.58
				DA OFFICE	\$385.80
				GENERAL FUND	\$925.93
				SACRAMENTO PD	\$2,507.73
10044	EGP-09-12529	\$1,107.21	5/14/2010		
				CDA	\$11.07
				DA OFFICE	\$110.72
				ELK GROVE PD	\$719.69
				GENERAL FUND	\$265.73
10045	SSD-09-56346	\$575.21	5/14/2010		
				CDA	\$5.75
				DA OFFICE	\$57.52
				GENERAL FUND	\$138.05
				SACRAMENTO CO SO	\$373.89
10046	SPD-09391871	\$948.21	5/14/2010		
				CDA	\$9.48
				DA OFFICE	\$94.82
				GENERAL FUND	\$227.57
				SACRAMENTO PD	\$616.34
10047	SPD-09391864	\$2,052.21	5/14/2010		
				CDA	\$20.52
				DA OFFICE	\$205.22
				GENERAL FUND	\$492.53
				SACRAMENTO PD	\$1,333.94
10048	SPD-09392588	\$1,168.21	5/14/2010		
				CDA	\$11.68
				DA OFFICE	\$116.82
				GENERAL FUND	\$280.37
				SACRAMENTO PD	\$759.34



State of California
ASSET FORFEITURE REPORT - 2010

Table 3

Admin Number	Docket Number	Amount Forfeited	Date Disbursed	Recipient	Amount Disbursed
10049	FPD-10-17	\$733.21	5/14/2010	CDA DA OFFICE FOLSOM PD GENERAL FUND	\$7.33 \$73.32 \$476.59 \$175.97
10050	SPD-10-7494	\$842.21	5/14/2010	CDA DA OFFICE GENERAL FUND SACRAMENTO PD	\$8.42 \$84.22 \$202.13 \$547.44
10051	SSD-10-733	\$487.21	5/14/2010	CDA DA OFFICE GENERAL FUND SACRAMENTO CO SO SACRAMENTO PROBATION	\$4.87 \$48.72 \$116.93 \$118.84 \$197.85
10052	SPD-10-10352	\$311.21	5/14/2010	CDA DA OFFICE GENERAL FUND SACRAMENTO PD	\$3.11 \$31.12 \$74.69 \$202.29
10053	SSD-10-1467	\$439.21	5/14/2010	CDA DA OFFICE GENERAL FUND SACRAMENTO CO SO	\$4.39 \$43.92 \$105.41 \$285.49
10055	SPD-10-20022	\$1,153.21	5/14/2010	CDA DA OFFICE GENERAL FUND SACRAMENTO PD	\$11.53 \$115.32 \$276.77 \$749.59
10056	SPD-09-52463	\$917.21	5/14/2010	CDA DA OFFICE GENERAL FUND SACRAMENTO PD	\$9.17 \$91.72 \$220.13 \$596.19
10057	SPD-10-20180	\$2,467.21	5/14/2010	CDA DA OFFICE GENERAL FUND SACRAMENTO PD	\$24.67 \$246.72 \$592.13 \$1,603.69
10058	BNE-SA10-7	\$8,817.21	5/14/2010	CA DOJ-BNE SACRAMENTO CDA DA OFFICE GENERAL FUND	\$5,731.19 \$88.17 \$881.72 \$2,116.13



State of California
ASSET FORFEITURE REPORT - 2010

Table 3

Admin Number	Docket Number	Amount Forfeited	Date Disbursed	Recipient	Amount Disbursed
10059	SPD-10-24605	\$527.21	5/14/2010	CDA DA OFFICE GENERAL FUND SACRAMENTO PD	\$5.27 \$52.72 \$126.53 \$342.69
10060	RCP-10-2775	\$1,469.21	5/14/2010	CDA DA OFFICE GENERAL FUND RANCHO CORDOVA PD SACRAMENTO CO SO	\$14.69 \$146.92 \$352.61 \$836.15 \$118.84
10061	SSD-10-8298	\$434.21	6/11/2010	CDA DA OFFICE GENERAL FUND SACRAMENTO CO SO	\$4.34 \$43.42 \$104.21 \$282.24
10062	EGP-09-12274	\$530.31	6/11/2010	CDA DA OFFICE ELK GROVE PD GENERAL FUND	\$5.30 \$53.03 \$344.71 \$127.27
10063	SPD-10-35235	\$394.21	6/11/2010	CDA DA OFFICE GENERAL FUND SACRAMENTO PD	\$3.94 \$39.42 \$94.61 \$256.24
10064	SPD-10-35042	\$9,897.21	6/11/2010	CDA DA OFFICE GENERAL FUND SACRAMENTO PD	\$98.97 \$989.72 \$2,375.33 \$6,433.19
10065	SPD-10-35510	\$273.21	6/11/2010	CDA DA OFFICE GENERAL FUND SACRAMENTO PD	\$2.73 \$27.32 \$65.57 \$177.59
10067	SSD-10-18386	\$827.21	8/20/2010	CDA DA OFFICE GENERAL FUND SACRAMENTO CO SO SACRAMENTO PROBATION	\$8.27 \$82.72 \$198.53 \$118.84 \$418.85
10068	SPD-10-35210	\$849.21	6/11/2010	CDA DA OFFICE GENERAL FUND SACRAMENTO PD	\$8.49 \$84.92 \$203.81 \$551.99



State of California
ASSET FORFEITURE REPORT - 2010

Table 3

Admin Number	Docket Number	Amount Forfeited	Date Disbursed	Recipient	Amount Disbursed
10069	SPD-10-36922	\$1,523.21	6/11/2010	CDA DA OFFICE GENERAL FUND SACRAMENTO PD	\$15.23 \$152.32 \$365.57 \$990.09
10070	SPD-10-36749	\$689.21	6/11/2010	CDA DA OFFICE GENERAL FUND SACRAMENTO PD	\$6.89 \$68.92 \$165.41 \$447.99
10071	SHP10-252030	\$975.21	6/11/2010	CDA CHP-SOUTH SACRAMENTO DA OFFICE GENERAL FUND	\$9.75 \$633.89 \$97.52 \$234.05
10072	BNE-SA10-11	\$6,517.21	6/11/2010	CA DOJ-BNE SACRAMENTO CDA DA OFFICE GENERAL FUND	\$4,236.19 \$65.17 \$651.72 \$1,564.13
10073	SSD-10-12460	\$2,441.21	6/11/2010	CDA DA OFFICE GENERAL FUND SACRAMENTO CO SO	\$24.41 \$244.12 \$585.89 \$1,586.79
10074	SSD-10-12720	\$1,010.21	6/11/2010	CDA DA OFFICE GENERAL FUND SACRAMENTO CO SO	\$10.10 \$101.02 \$242.45 \$656.64
10075	SSD-10-17065	\$1,852.21	6/11/2010	CDA DA OFFICE GENERAL FUND SACRAMENTO CO SO	\$18.52 \$185.22 \$444.53 \$1,203.94
10076	SPD-10-50088	\$3,765.21	6/11/2010	CDA DA OFFICE GENERAL FUND SACRAMENTO PD	\$37.65 \$376.52 \$903.65 \$2,447.39
10077	SPD-10-56149	\$641.21	6/11/2010	CDA DA OFFICE GENERAL FUND SACRAMENTO PD	\$6.41 \$64.12 \$153.89 \$416.79
10078	SSD-10-22206	\$549.21	6/11/2010	CDA	\$5.49



State of California
ASSET FORFEITURE REPORT - 2010

Table 3

Admin Number	Docket Number	Amount Forfeited	Date Disbursed	Recipient	Amount Disbursed
				DA OFFICE	\$54.92
				GENERAL FUND	\$131.81
				RANCHO CORDOVA PD	\$238.15
				SACRAMENTO CO SO	\$118.84
10079	BNE-SA10-14	\$14,457.21	6/11/2010		
				CA DOJ-BNE SACRAMENTO	\$9,397.19
				CDA A	\$144.57
				DA OFFICE	\$1,445.72
				GENERAL FUND	\$3,469.73
10081	SPD-10-40896	\$4,532.21	7/16/2010		
				CDA A	\$45.32
				DA OFFICE	\$453.22
				GENERAL FUND	\$1,087.73
				SACRAMENTO PD	\$2,945.94
10082	CCH-10-2001	\$745.21	7/16/2010		
				CDA A	\$7.45
				CITRUS HEIGHTS PD	\$484.39
				DA OFFICE	\$74.52
				GENERAL FUND	\$178.85
10084	CCH-10-2122	\$648.21	7/16/2010		
				CDA A	\$6.48
				CITRUS HEIGHTS PD	\$421.34
				DA OFFICE	\$64.82
				GENERAL FUND	\$155.57
10088	SSD-10-22326	\$1,098.21	7/16/2010		
				CDA A	\$10.98
				DA OFFICE	\$109.82
				GENERAL FUND	\$263.57
				SACRAMENTO CO SO	\$713.84
10089	BNE-SA10-15	\$8,417.21	7/16/2010		
				CA DOJ-BNE SACRAMENTO	\$5,471.19
				CDA A	\$84.17
				DA OFFICE	\$841.72
				GENERAL FUND	\$2,020.13
10090	SSD-10-23388	\$1,468.21	7/16/2010		
				CDA A	\$14.68
				DA OFFICE	\$146.82
				GENERAL FUND	\$352.37
				SACRAMENTO CO SO	\$954.34
10091	BNE-SA10-17	\$7,957.21	7/16/2010		
				CA DOJ-BNE SACRAMENTO	\$5,172.19
				CDA A	\$79.57
				DA OFFICE	\$795.72
				GENERAL FUND	\$1,909.73
10092	SPD-10-62589	\$251.21	7/16/2010		
				CDA A	\$2.51
				DA OFFICE	\$25.12



State of California
ASSET FORFEITURE REPORT - 2010

Table 3

Admin Number	Docket Number	Amount Forfeited	Date Disbursed	Recipient	Amount Disbursed
				GENERAL FUND	\$60.29
				SACRAMENTO PD	\$163.29
10093	SPD-10-46337	\$431.21	7/16/2010		
				CDA A	\$4.31
				DA OFFICE	\$43.12
				GENERAL FUND	\$103.49
				SACRAMENTO PD	\$280.29
10094	SSD-10-26975	\$1,871.21	7/16/2010		
				CDA A	\$18.71
				DA OFFICE	\$187.12
				GENERAL FUND	\$449.09
				SACRAMENTO CO SO	\$1,216.29
10095	BNE-SA10-21	\$16,317.21	7/16/2010		
				CA DOJ-BNE SACRAMENTO	\$10,606.19
				CDA A	\$163.17
				DA OFFICE	\$1,631.72
				GENERAL FUND	\$3,916.13
10096	BNE-SA10-19	\$9,017.21	7/16/2010		
				CA DOJ-BNE SACRAMENTO	\$5,861.19
				CDA A	\$90.17
				DA OFFICE	\$901.72
				GENERAL FUND	\$2,164.13
10097	BNE-SA10-20	\$4,417.21	7/16/2010		
				CA DOJ-BNE SACRAMENTO	\$2,871.19
				CDA A	\$44.17
				DA OFFICE	\$441.72
				GENERAL FUND	\$1,060.13
10098	SPD-10-65457	\$646.21	7/16/2010		
				CDA A	\$6.46
				DA OFFICE	\$64.62
				GENERAL FUND	\$155.09
				SACRAMENTO PD	\$420.04
10099	SPD-10-66201	\$1,522.21	7/16/2010		
				CDA A	\$15.22
				DA OFFICE	\$152.22
				GENERAL FUND	\$365.33
				SACRAMENTO PD	\$989.44
10100	GPD-10-538	\$484.21	7/16/2010		
				CDA A	\$4.84
				DA OFFICE	\$48.42
				GALT PD	\$314.74
				GENERAL FUND	\$116.21
10103	SPD-10-91212	\$3,866.21	7/16/2010		
				CDA A	\$38.66
				DA OFFICE	\$386.62
				GENERAL FUND	\$927.89
				SACRAMENTO PD	\$2,513.04



State of California
ASSET FORFEITURE REPORT - 2010

Table 3

Admin Number	Docket Number	Amount Forfeited	Date Disbursed	Recipient	Amount Disbursed
10104	SPD-10-67523	\$897.21	7/16/2010	CDA DA OFFICE GENERAL FUND SACRAMENTO PD	\$8.97 \$89.72 \$215.33 \$583.19
10105	GPD-10-590	\$504.21	8/20/2010	CDA DA OFFICE GALT PD GENERAL FUND	\$5.04 \$50.42 \$327.74 \$121.01
10107	BNE-SA10-27	\$18,817.21	8/20/2010	CA DOJ-BNE SACRAMENTO CDA DA OFFICE GENERAL FUND	\$12,231.19 \$188.17 \$1,881.72 \$4,516.13
10108	BNE-SA10-24	\$5,912.21	8/20/2010	CA DOJ-BNE SACRAMENTO CDA DA OFFICE GENERAL FUND	\$3,842.94 \$59.12 \$591.22 \$1,418.93
10110	CCH-10-2949	\$860.21	8/20/2010	CDA CITRUS HEIGHTS PD DA OFFICE GENERAL FUND	\$8.60 \$559.14 \$86.02 \$206.45
10111	SPD-10109404	\$535.00	6/11/2010	SAC CO DIV REV RECOVERY	\$535.00
10112	EGP-10-2141	\$222.21	8/20/2010	CDA DA OFFICE ELK GROVE PD GENERAL FUND	\$2.22 \$22.22 \$144.44 \$53.33
10113	SPD-10-73764	\$635.21	8/20/2010	CDA DA OFFICE GENERAL FUND SACRAMENTO PD	\$6.35 \$63.52 \$152.45 \$412.89
10114	EGP-10-3010	\$1,276.21	8/20/2010	CDA DA OFFICE ELK GROVE PD GENERAL FUND	\$12.76 \$127.62 \$829.54 \$306.29
10115	SPD-10-75214	\$880.56	8/20/2010	CDA DA OFFICE GENERAL FUND SACRAMENTO PD	\$8.81 \$88.06 \$211.33 \$572.36



State of California
ASSET FORFEITURE REPORT - 2010

Table 3

Admin Number	Docket Number	Amount Forfeited	Date Disbursed	Recipient	Amount Disbursed
10118	GPD-09-3316	\$152.21	9/17/2010	CDA DA OFFICE GALT PD GENERAL FUND	\$1.52 \$15.22 \$98.94 \$36.53
10119	CDCR02100033	\$8,145.21	9/17/2010	CA DEPT. OF CORRECTIONS CDA DA OFFICE GENERAL FUND	\$5,294.39 \$81.45 \$814.52 \$1,954.85
10120	SSD-10-36881	\$297.21	9/17/2010	CDA DA OFFICE GENERAL FUND RANCHO CORDOVA PD SACRAMENTO CO SO	\$2.97 \$29.72 \$71.33 \$74.35 \$118.84
10121	BNE-SA10-32	\$2,117.21	9/17/2010	CA DOJ-BNE SACRAMENTO CDA DA OFFICE GENERAL FUND	\$1,376.19 \$21.17 \$211.72 \$508.13
10122	SPD-10-80953	\$1,522.21	9/17/2010	CDA DA OFFICE GENERAL FUND SACRAMENTO PD	\$15.22 \$152.22 \$365.33 \$989.44
10124	SPD-10-86020	\$474.21	9/17/2010	CDA DA OFFICE GENERAL FUND SACRAMENTO PD	\$4.74 \$47.42 \$113.81 \$308.24
10125	BNE-SA10-34	\$21,817.21	9/17/2010	CA DOJ-BNE SACRAMENTO CDA DA OFFICE GENERAL FUND	\$14,181.19 \$218.17 \$2,181.72 \$5,236.13
10127	BNE-SA10-37	\$8,217.21	9/17/2010	CA DOJ-BNE SACRAMENTO CDA DA OFFICE GENERAL FUND	\$5,341.19 \$82.17 \$821.72 \$1,972.13
10128	BNE-SA10-36	\$7,217.21	9/17/2010	CA DOJ-BNE SACRAMENTO CDA DA OFFICE GENERAL FUND	\$4,691.19 \$72.17 \$721.72 \$1,732.13



State of California
ASSET FORFEITURE REPORT - 2010

Table 3

Admin Number	Docket Number	Amount Forfeited	Date Disbursed	Recipient	Amount Disbursed
10129	BNE-SA10-44	\$7,107.21	9/17/2010	CA DOJ-BNE SACRAMENTO	\$4,619.69
				CDA A	\$71.07
				DA OFFICE	\$710.72
				GENERAL FUND	\$1,705.73
10131	SPD-10-96776	\$287.21	10/22/2010	CDA A	\$2.87
				DA OFFICE	\$28.72
				GENERAL FUND	\$68.93
				SACRAMENTO PD	\$186.69
10132	SPD-10-96866	\$2,966.21	10/22/2010	CDA A	\$29.66
				DA OFFICE	\$296.62
				GENERAL FUND	\$711.89
				SACRAMENTO PD	\$1,928.04
10133	SPD-10-97559	\$242.21	10/22/2010	CDA A	\$2.42
				DA OFFICE	\$24.22
				GENERAL FUND	\$58.13
				SACRAMENTO PD	\$157.44
10136	SSD-10-51982	\$627.21	10/22/2010	CDA A	\$6.27
				DA OFFICE	\$62.72
				GENERAL FUND	\$150.53
				SACRAMENTO CO SO	\$407.69
10137	SSD-10-52707	\$22,517.21	10/22/2010	CDA A	\$225.17
				DA OFFICE	\$2,251.72
				GENERAL FUND	\$5,404.13
				SACRAMENTO CO SO	\$14,636.19
10138	SPD-10100839	\$424.21	10/22/2010	CDA A	\$4.24
				DA OFFICE	\$42.42
				GENERAL FUND	\$101.81
				SACRAMENTO PD	\$275.74
10139	GPD-10-853	\$1,105.42	10/22/2010	CDA A	\$11.05
				DA OFFICE	\$110.54
				GALT PD	\$718.53
				GENERAL FUND	\$265.30
10140	SPD-10104766	\$1,002.21	10/22/2010	CDA A	\$10.02
				DA OFFICE	\$100.22
				GENERAL FUND	\$240.53
				SACRAMENTO PD	\$651.44
10141	SPD-10104138	\$413.21	10/22/2010	CDA A	\$4.13



State of California
ASSET FORFEITURE REPORT - 2010

Table 3

Admin Number	Docket Number	Amount Forfeited	Date Disbursed	Recipient	Amount Disbursed
				DA OFFICE	\$41.32
				GENERAL FUND	\$99.17
				SACRAMENTO PD	\$268.59
10142	SPD-10103934	\$597.21	10/22/2010		
				CDA A	\$5.97
				DA OFFICE	\$59.72
				GENERAL FUND	\$143.33
				SACRAMENTO PD	\$388.19
10143	YO10-012-W	\$497.21	10/22/2010		
				CDA A	\$4.97
				DA OFFICE	\$49.72
				GENERAL FUND	\$119.33
				YOLO NARC ENF TEAM	\$323.19
10145	SPD-10114645	\$2,972.21	10/22/2010		
				CDA A	\$29.72
				DA OFFICE	\$297.22
				GENERAL FUND	\$713.33
				SACRAMENTO PD	\$1,931.94
10146	SPD-10116790	\$789.21	10/22/2010		
				CDA A	\$7.89
				DA OFFICE	\$78.92
				GENERAL FUND	\$189.41
				SACRAMENTO PD	\$512.99
10147	SPD-10116552	\$484.21	10/22/2010		
				CDA A	\$4.84
				DA OFFICE	\$48.42
				GENERAL FUND	\$116.21
				SACRAMENTO PD	\$314.74
10149	SSD-10-69735	\$612.21	10/22/2010		
				CDA A	\$6.12
				DA OFFICE	\$61.22
				GENERAL FUND	\$146.93
				RANCHO CORDOVA PD	\$279.10
				SACRAMENTO CO SO	\$118.84
10150	SSD-10-70010	\$727.21	10/22/2010		
				CDA A	\$7.27
				DA OFFICE	\$72.72
				GENERAL FUND	\$174.53
				SACRAMENTO CO SO	\$472.69
10151	SPD-10123911	\$2,009.21	10/22/2010		
				CDA A	\$20.09
				DA OFFICE	\$200.92
				GENERAL FUND	\$482.21
				SACRAMENTO PD	\$1,305.99
10152	SSD-10-69693	\$1,843.21	10/22/2010		
				CDA A	\$18.43
				DA OFFICE	\$184.32



State of California
ASSET FORFEITURE REPORT - 2010

Table 3

Admin Number	Docket Number	Amount Forfeited	Date Disbursed	Recipient	Amount Disbursed
				GENERAL FUND	\$442.37
				RANCHO CORDOVA PD	\$1,079.25
				SACRAMENTO CO SO	\$118.84
10153	SPD-10124145	\$1,329.21	10/22/2010		
				CDA A	\$13.29
				DA OFFICE	\$132.92
				GENERAL FUND	\$319.01
				SACRAMENTO PD	\$863.99
10154	SPD-09307600	\$268.21	10/22/2010		
				CDA A	\$2.68
				DA OFFICE	\$26.82
				GENERAL FUND	\$64.37
				SACRAMENTO PD	\$174.34
10155	SPD-10125455	\$2,682.21	10/22/2010		
				CDA A	\$26.82
				DA OFFICE	\$268.22
				GENERAL FUND	\$643.73
				SACRAMENTO PD	\$1,743.44
10156	SPD-10126373	\$267.21	10/22/2010		
				CDA A	\$2.67
				DA OFFICE	\$26.72
				GENERAL FUND	\$64.13
				SACRAMENTO PD	\$173.69
10157	SPD-10127576	\$788.21	10/22/2010		
				CDA A	\$7.88
				DA OFFICE	\$78.82
				GENERAL FUND	\$189.17
				SACRAMENTO PD	\$512.34
10158	SPD-10129519	\$451.21	10/22/2010		
				CDA A	\$4.51
				DA OFFICE	\$45.12
				GENERAL FUND	\$108.29
				SACRAMENTO PD	\$293.29
10159	BNE-SA10-48	\$4,917.21	10/22/2010		
				CA DOJ-BNE SACRAMENTO	\$3,196.19
				CDA A	\$49.17
				DA OFFICE	\$491.72
				GENERAL FUND	\$1,180.13
10160	BNE-SA10-49	\$917.21	11/10/2010		
				CA DOJ-BNE SACRAMENTO	\$596.19
				CDA A	\$9.17
				DA OFFICE	\$91.72
				GENERAL FUND	\$220.13
10161	BNE-SA10-50	\$20,217.21	11/10/2010		
				CA DOJ-BNE SACRAMENTO	\$13,141.19
				CDA A	\$202.17
				DA OFFICE	\$2,021.72



State of California
ASSET FORFEITURE REPORT - 2010

Table 3

Admin Number	Docket Number	Amount Forfeited	Date Disbursed	Recipient	Amount Disbursed
10162	SPD-10133633	\$3,273.21	11/10/2010	GENERAL FUND	\$4,852.13
				CDA A	\$32.73
				DA OFFICE	\$327.32
				GENERAL FUND	\$785.57
				SACRAMENTO PD	\$2,127.59
10163	SPD-10133730	\$1,614.21	11/10/2010	CDA A	\$16.14
				DA OFFICE	\$161.42
				GENERAL FUND	\$387.41
				SACRAMENTO PD	\$1,049.24
10164	SSD-10-79209	\$1,277.21	11/10/2010	CDA A	\$12.77
				DA OFFICE	\$127.72
				GENERAL FUND	\$306.53
				SACRAMENTO CO SO	\$830.19
10165	SSD-10-80788	\$284.21	11/10/2010	CDA A	\$2.84
				DA OFFICE	\$28.42
				FULTON-E.C. PARK PD	\$65.90
				GENERAL FUND	\$68.21
				SACRAMENTO CO SO	\$118.84
10166	SSD-10-64738	\$1,489.21	11/10/2010	CDA A	\$14.89
				DA OFFICE	\$148.92
				GENERAL FUND	\$357.41
				SACRAMENTO CO SO	\$967.99
10168	SSD-10-99700	\$618.21	11/10/2010	CDA A	\$6.18
				DA OFFICE	\$61.82
				GENERAL FUND	\$148.37
				SACRAMENTO CO SO	\$401.84
10170	EGP-10-6080	\$197.21	11/10/2010	CDA A	\$1.97
				DA OFFICE	\$19.72
				ELK GROVE PD	\$128.19
				GENERAL FUND	\$47.33
10172	CCH-10-595	\$652.21	11/10/2010	CDA A	\$6.52
				CITRUS HEIGHTS PD	\$423.94
				DA OFFICE	\$65.22
				GENERAL FUND	\$156.53
10179	SPD-10-66604	\$6,017.21	12/16/2010	CDA A	\$60.17
				DA OFFICE	\$601.72
				GENERAL FUND	\$1,444.13
				SACRAMENTO PD	\$3,911.19



State of California
ASSET FORFEITURE REPORT - 2010

Table 3

Admin Number	Docket Number	Amount Forfeited	Date Disbursed	Recipient	Amount Disbursed
10180	NHP-16551KM	\$957.21	12/16/2010	CDA CHP-NORTH SACRAMENTO DA OFFICE GENERAL FUND	\$9.57 \$622.19 \$95.72 \$229.73
10185	SPD-10131934	\$787.21	12/16/2010	CDA DA OFFICE GENERAL FUND SACRAMENTO PD	\$7.87 \$78.72 \$188.93 \$511.69
10186	SPD-10131720	\$457.21	12/16/2010	CDA DA OFFICE GENERAL FUND SACRAMENTO PD	\$4.57 \$45.72 \$109.73 \$297.19
10187	CCH-10-5422	\$3,293.21	12/16/2010	CDA CITRUS HEIGHTS PD DA OFFICE GENERAL FUND	\$32.93 \$2,140.59 \$329.32 \$790.37
10188	BNE-SA10-54	\$7,967.21	12/16/2010	CA DOJ-BNE SACRAMENTO CDA DA OFFICE GENERAL FUND	\$5,178.69 \$79.67 \$796.72 \$1,912.13
10189	BNE-SA10-55	\$22,717.21	12/16/2010	CA DOJ-BNE SACRAMENTO CDA DA OFFICE GENERAL FUND	\$14,766.19 \$227.17 \$2,271.72 \$5,452.13
10190	SPD-10143397	\$321.21	12/16/2010	CDA DA OFFICE GENERAL FUND SACRAMENTO PD	\$3.21 \$32.12 \$77.09 \$208.79
10191	SPD-10148315	\$355.21	12/16/2010	CDA DA OFFICE GENERAL FUND SACRAMENTO PD	\$3.55 \$35.52 \$85.25 \$230.89
10192	EGP-10-4508	\$1,245.21	12/16/2010	CDA DA OFFICE ELK GROVE PD GENERAL FUND	\$12.45 \$124.52 \$809.39 \$298.85
10193	BNE-SA10-61	\$1,255.21	12/16/2010	CA DOJ-BNE SACRAMENTO	\$815.89



State of California
ASSET FORFEITURE REPORT - 2010

Table 3

Admin Number	Docket Number	Amount Forfeited	Date Disbursed	Recipient	Amount Disbursed
				CDA A	\$12.55
				DA OFFICE	\$125.52
				GENERAL FUND	\$301.25
10194	SPD-10153299	\$1,396.21	12/16/2010		
				CDA A	\$13.96
				DA OFFICE	\$139.62
				GENERAL FUND	\$335.09
				SACRAMENTO PD	\$907.54
10195	BNE-SA10-57	\$9,937.21	12/16/2010		
				CA DOJ-BNE SACRAMENTO	\$6,459.19
				CDA A	\$99.37
				DA OFFICE	\$993.72
				GENERAL FUND	\$2,384.93
10197	GPD-10-1273	\$1,262.21	12/16/2010		
				CDA A	\$12.62
				DA OFFICE	\$126.22
				GALT PD	\$820.44
				GENERAL FUND	\$302.93
10198	SSD-10-92282	\$1,427.21	12/16/2010		
				CDA A	\$14.27
				DA OFFICE	\$142.72
				GENERAL FUND	\$342.53
				SACRAMENTO CO SO	\$927.69
10199	SSD-10-92925	\$720.21	12/16/2010		
				CDA A	\$7.20
				DA OFFICE	\$72.02
				GENERAL FUND	\$172.85
				SACRAMENTO CO SO	\$468.14
10200	SPD-10156349	\$5,873.21	12/16/2010		
				CDA A	\$58.73
				DA OFFICE	\$587.32
				GENERAL FUND	\$1,409.57
				SACRAMENTO PD	\$3,817.59
10201	EGP-10-4796	\$457.21	12/16/2010		
				CDA A	\$4.57
				DA OFFICE	\$45.72
				ELK GROVE PD	\$297.19
				GENERAL FUND	\$109.73
10202	BNE-SA10-59	\$2,267.21	12/16/2010		
				CA DOJ-BNE SACRAMENTO	\$1,473.69
				CDA A	\$22.67
				DA OFFICE	\$226.72
				GENERAL FUND	\$544.13
CP007	SSD-01-22427	\$5,667.00	12/16/2010		
				DA OFFICE	\$2,833.50
				SACRAMENTO CO SO	\$2,833.50



State of California
ASSET FORFEITURE REPORT - 2010

Table 3

Admin Number	Docket Number	Amount Forfeited	Date Disbursed	Recipient	Amount Disbursed
CP043	SPD-10263575	\$532.00	11/10/2010	SAC CO DIV REV RECOVERY	\$532.00
F0052	09-DEA512239	\$1,712.54	3/12/2010	DA OFFICE	\$1,712.54
F0054	SSD-09-50413	\$4,821.69	6/11/2010	DA OFFICE	\$482.17
				SACRAMENTO CO SO	\$4,339.52
SACRAMENTO					\$1,346,966.93



State of California
ASSET FORFEITURE REPORT - 2010

Table 3

Admin Number	Docket Number	Amount Forfeited	Date Disbursed	Recipient	Amount Disbursed
SAN BERNARDINO					
204152		\$18,733.83	1/19/2010	CDA DA OFFICE GENERAL FUND REDLANDS PD SAN BERNARDINO CO SO	\$187.34 \$1,873.38 \$4,496.12 \$6,088.50 \$6,088.49
204243		\$34,707.93	7/13/2010	BARSTOW PD CDA DA OFFICE GENERAL FUND SAN BERNARDINO CO SO	\$3,760.78 \$347.08 \$3,470.79 \$8,329.90 \$18,799.38
205066		\$1,884.72	8/10/2010	CDA DA OFFICE FONTANA PD GENERAL FUND	\$18.86 \$188.48 \$1,225.05 \$452.33
205116		\$951.15	3/18/2010	CDA DA OFFICE GENERAL FUND RIALTO PD	\$9.51 \$95.11 \$228.28 \$618.25
206179		\$2,284.00	4/21/2010	CDA DA OFFICE GENERAL FUND SAN BERNARDINO PD	\$22.84 \$228.40 \$548.16 \$1,484.60
206181		\$5,453.36	4/8/2010	CDA DA OFFICE GENERAL FUND REDLANDS PD SAN BERNARDINO CO SO	\$54.53 \$545.34 \$1,308.81 \$1,772.34 \$1,772.34
206243		\$983.43	2/17/2010	CDA DA OFFICE GENERAL FUND SAN BERNARDINO CO SO	\$9.84 \$98.34 \$236.02 \$639.23
206297		\$1,841.71	4/21/2010	CDA DA OFFICE GENERAL FUND SAN BERNARDINO PD	\$18.42 \$184.17 \$442.01 \$1,197.11
206317		\$2,865.76	2/18/2010	CDA DA OFFICE	\$28.66 \$286.58



State of California
ASSET FORFEITURE REPORT - 2010

Table 3

Admin Number	Docket Number	Amount Forfeited	Date Disbursed	Recipient	Amount Disbursed
				GENERAL FUND	\$687.78
				SAN BERNARDINO CO SO	\$1,862.74
206328		\$2,122.49	1/27/2010		
				CDA A	\$21.22
				DA OFFICE	\$212.25
				GENERAL FUND	\$509.40
				SAN BERNARDINO CO SO	\$1,379.62
207005		\$5,007.47	5/11/2010		
				CDA A	\$50.08
				DA OFFICE	\$500.75
				FONTANA PD	\$3,254.85
				GENERAL FUND	\$1,201.79
207006		\$830.48	4/21/2010		
				CDA A	\$8.30
				DA OFFICE	\$83.05
				GENERAL FUND	\$199.32
				SAN BERNARDINO PD	\$539.81
207022		\$32,069.25	5/28/2010		
				CDA A	\$320.69
				DA OFFICE	\$3,206.92
				FONTANA PD	\$20,845.02
				GENERAL FUND	\$7,696.62
207030		\$1,813.91	7/26/2010		
				CDA A	\$18.14
				DA OFFICE	\$181.38
				FONTANA PD	\$1,179.05
				GENERAL FUND	\$435.34
207033		\$1,029.51	4/21/2010		
				CDA A	\$10.30
				DA OFFICE	\$102.95
				GENERAL FUND	\$247.08
				SAN BERNARDINO PD	\$669.18
207036		\$4,935.90	2/18/2010		
				APPLE VALLEY PD	\$2,887.50
				CDA A	\$49.36
				DA OFFICE	\$493.59
				GENERAL FUND	\$1,184.62
				SAN BERNARDINO CO SO	\$320.83
207051		\$1,179.43	2/17/2010		
				CDA A	\$11.79
				DA OFFICE	\$117.94
				GENERAL FUND	\$283.06
				REDLANDS PD	\$383.32
				SAN BERNARDINO CO SO	\$383.32
207060		\$813.83	1/27/2010		
				CDA A	\$8.14
				DA OFFICE	\$81.38



State of California
ASSET FORFEITURE REPORT - 2010

Table 3

Admin Number	Docket Number	Amount Forfeited	Date Disbursed	Recipient	Amount Disbursed
				GENERAL FUND	\$195.32
				HESPERIA PD	\$476.09
				SAN BERNARDINO CO SO	\$52.90
207065		\$24,110.60	5/24/2010		
				CDA A	\$241.11
				DA OFFICE	\$2,411.06
				GENERAL FUND	\$5,786.54
				SAN BERNARDINO PD	\$15,671.89
207073		\$1,811.29	9/2/2010		
				CDA A	\$18.11
				DA OFFICE	\$181.13
				GENERAL FUND	\$434.71
				RIALTO PD	\$1,177.34
207088		\$4,664.26	4/8/2010		
				CDA A	\$46.64
				DA OFFICE	\$466.43
				GENERAL FUND	\$1,119.42
				SAN BERNARDINO CO SO	\$3,031.77
207101		\$8,848.90	3/22/2010		
				CDA A	\$88.49
				DA OFFICE	\$884.89
				GENERAL FUND	\$2,123.74
				SAN BERNARDINO CO SO	\$575.18
				TWENTY NINE PALMS PD	\$5,176.60
207106		\$753.99	3/22/2010		
				CDA A	\$7.54
				DA OFFICE	\$75.40
				GENERAL FUND	\$180.96
				LOMA LINDA PD	\$441.08
				SAN BERNARDINO CO SO	\$49.01
207107		\$2,355.53	5/7/2010		
				CDA A	\$23.56
				DA OFFICE	\$235.55
				GENERAL FUND	\$565.33
				ONTARIO PD	\$1,531.09
207124		\$2,131.00	5/28/2010		
				CDA A	\$21.31
				DA OFFICE	\$213.10
				GENERAL FUND	\$511.44
				SAN BERNARDINO CO SO	\$1,385.15
207132		\$1,072.03	7/27/2010		
				CDA A	\$10.72
				DA OFFICE	\$107.20
				GENERAL FUND	\$257.29
				SAN BERNARDINO PD	\$696.82
207139		\$37,324.86	11/18/2010		
				CDA A	\$373.25



State of California
ASSET FORFEITURE REPORT - 2010

Table 3

Admin Number	Docket Number	Amount Forfeited	Date Disbursed	Recipient	Amount Disbursed
				DA OFFICE	\$3,732.49
				GENERAL FUND	\$8,957.97
				REDLANDS PD	\$12,130.58
				SAN BERNARDINO CO SO	\$12,130.57
207142		\$740.19	4/16/2010		
				CDA A	\$7.40
				DA OFFICE	\$74.02
				GENERAL FUND	\$177.65
				SAN BERNARDINO CO SO	\$481.12
207154		\$3,195.71	11/18/2010		
				CDA A	\$31.96
				DA OFFICE	\$319.57
				GENERAL FUND	\$766.97
				RANCHO CUCAMONGA PD	\$1,869.49
				SAN BERNARDINO CO SO	\$207.72
207159		\$1,363.42	2/19/2010		
				CDA A	\$13.63
				DA OFFICE	\$136.34
				GENERAL FUND	\$327.22
				REDLANDS PD	\$443.11
				SAN BERNARDINO CO SO	\$443.12
207163		\$6,802.01	7/27/2010		
				CDA A	\$68.02
				DA OFFICE	\$680.20
				GENERAL FUND	\$1,632.48
				SAN BERNARDINO PD	\$4,421.31
207164		\$2,132.90	5/24/2010		
				CDA A	\$21.32
				DA OFFICE	\$213.29
				GENERAL FUND	\$511.90
				SAN BERNARDINO PD	\$1,386.39
207165		\$912.10	7/27/2010		
				CDA A	\$9.12
				DA OFFICE	\$91.21
				GENERAL FUND	\$218.90
				SAN BERNARDINO PD	\$592.87
207174		\$1,296.58	4/8/2010		
				CDA A	\$12.97
				DA OFFICE	\$129.66
				GENERAL FUND	\$311.18
				SAN BERNARDINO CO SO	\$842.77
207198		\$1,069.72	7/27/2010		
				CDA A	\$10.70
				DA OFFICE	\$106.97
				GENERAL FUND	\$256.73
				SAN BERNARDINO PD	\$695.32



State of California
ASSET FORFEITURE REPORT - 2010

Table 3

Admin Number	Docket Number	Amount Forfeited	Date Disbursed	Recipient	Amount Disbursed
207205		\$3,983.48	9/2/2010	CDA A	\$39.83
				DA OFFICE	\$398.35
				GENERAL FUND	\$956.04
				RIALTO PD	\$2,589.26
207211		\$3,098.55	5/28/2010	CDA A	\$30.99
				DA OFFICE	\$309.86
				GENERAL FUND	\$743.65
				SAN BERNARDINO CO SO	\$2,014.05
207212		\$2,265.87	6/7/2010	CDA A	\$22.66
				CHP	\$1,325.53
				DA OFFICE	\$226.59
				GENERAL FUND	\$543.81
				SAN BERNARDINO CO SO	\$147.28
207219		\$11,678.66	6/3/2010	CDA A	\$116.78
				DA OFFICE	\$1,167.86
				GENERAL FUND	\$2,802.87
				SAN BERNARDINO CO SO	\$7,591.15
207229		\$4,894.80	7/27/2010	CDA A	\$48.95
				DA OFFICE	\$489.48
				GENERAL FUND	\$1,174.75
				SAN BERNARDINO PD	\$3,181.62
207234		\$33,375.89	4/8/2010	CDA A	\$333.76
				DA OFFICE	\$3,337.59
				GENERAL FUND	\$8,010.21
				REDLANDS PD	\$10,847.16
				SAN BERNARDINO CO SO	\$10,847.17
207235		\$743.67	3/22/2010	CDA A	\$7.44
				DA OFFICE	\$74.37
				GENERAL FUND	\$178.48
				SAN BERNARDINO CO SO	\$483.38
207243		\$255.35	5/14/2010	CDA A	\$2.55
				DA OFFICE	\$25.54
				GENERAL FUND	\$61.28
				SAN BERNARDINO CO SO	\$165.98
207263		\$6,887.44	2/18/2010	CDA A	\$68.87
				DA OFFICE	\$688.74
				GENERAL FUND	\$1,652.99
				SAN BERNARDINO CO SO	\$4,476.84



State of California
ASSET FORFEITURE REPORT - 2010

Table 3

Admin Number	Docket Number	Amount Forfeited	Date Disbursed	Recipient	Amount Disbursed
207273		\$24,793.45	3/22/2010	CDA DA OFFICE GENERAL FUND SAN BERNARDINO CO SO VICTORVILLE PD	\$247.93 \$2,479.34 \$5,950.43 \$1,611.58 \$14,504.17
207279		\$2,005.23	3/22/2010	CDA DA OFFICE GENERAL FUND SAN BERNARDINO CO SO VICTORVILLE PD	\$20.05 \$200.52 \$481.26 \$130.34 \$1,173.06
207280		\$3,474.26	1/8/2010	BARSTOW PD CDA DA OFFICE GENERAL FUND	\$2,258.26 \$34.75 \$347.43 \$833.82
208004		\$926.89	10/21/2010	CDA DA OFFICE GENERAL FUND SAN BERNARDINO CO SO	\$9.27 \$92.69 \$222.45 \$602.48
208005		\$810.36	5/14/2010	CDA DA OFFICE GENERAL FUND SAN BERNARDINO CO SO	\$8.10 \$81.04 \$194.49 \$526.73
208013		\$5,482.80	2/18/2010	CDA DA OFFICE GENERAL FUND SAN BERNARDINO CO SO	\$54.83 \$548.28 \$1,315.87 \$3,563.82
208019		\$756.35	8/11/2010	CDA DA OFFICE GENERAL FUND SAN BERNARDINO CO SO	\$7.56 \$75.64 \$181.52 \$491.63
208038		\$1,518.54	10/21/2010	CDA CHP DA OFFICE GENERAL FUND SAN BERNARDINO CO SO	\$15.19 \$246.76 \$151.85 \$364.45 \$740.29
208043		\$808.83	5/24/2010	CDA DA OFFICE GENERAL FUND	\$8.09 \$80.88 \$194.12



State of California
ASSET FORFEITURE REPORT - 2010

Table 3

Admin Number	Docket Number	Amount Forfeited	Date Disbursed	Recipient	Amount Disbursed
208044		\$1,040.50	7/13/2010	SAN BERNARDINO PD	\$525.74
				CDA	\$10.40
				DA OFFICE	\$104.05
				GENERAL FUND	\$249.72
208045		\$863.24	5/28/2010	SAN BERNARDINO CO SO	\$676.33
				CDA	\$8.63
				CHP	\$140.27
				DA OFFICE	\$86.32
				GENERAL FUND	\$207.18
208058		\$4,729.13	5/28/2010	SAN BERNARDINO CO SO	\$420.84
				CDA	\$47.29
				DA OFFICE	\$472.91
				GENERAL FUND	\$1,134.99
				REDLANDS PD	\$1,536.96
208072		\$1,680.91	5/14/2010	SAN BERNARDINO CO SO	\$1,536.98
				CDA	\$16.81
				DA OFFICE	\$168.09
				GENERAL FUND	\$403.42
208080		\$844.62	12/22/2010	SAN BERNARDINO CO SO	\$1,092.59
				CDA	\$8.45
				DA OFFICE	\$84.46
				GENERAL FUND	\$202.71
208082		\$4,477.93	3/8/2010	SAN BERNARDINO PD	\$549.00
				CDA	\$44.78
				COLTON PD	\$2,910.66
				DA OFFICE	\$447.79
				GENERAL FUND	\$1,074.70
208084		\$200.09	12/22/2010		
				CDA	\$2.00
				DA OFFICE	\$20.01
				GENERAL FUND	\$48.02
208086		\$10,429.43	7/2/2010	SAN BERNARDINO PD	\$130.06
				CDA	\$104.29
				COLTON PD	\$6,779.14
				DA OFFICE	\$1,042.94
				GENERAL FUND	\$2,503.06
208087		\$19,629.45	6/23/2010		
				CDA	\$196.29
				DA OFFICE	\$1,962.95
				GENERAL FUND	\$4,711.07



State of California
ASSET FORFEITURE REPORT - 2010

Table 3

Admin Number	Docket Number	Amount Forfeited	Date Disbursed	Recipient	Amount Disbursed
208093		\$3,583.29	12/22/2010	SAN BERNARDINO PD	\$12,759.14
				CDA A	\$35.83
				DA OFFICE	\$358.33
				GENERAL FUND	\$859.99
208106		\$12,673.20	5/14/2010	SAN BERNARDINO PD	\$2,329.14
				CDA A	\$126.73
				DA OFFICE	\$1,267.32
				GENERAL FUND	\$3,041.57
				REDLANDS PD	\$1,500.00
208132		\$1,721.68	11/18/2010	SAN BERNARDINO CO SO	\$6,737.58
				CDA A	\$17.22
				DA OFFICE	\$172.17
				GENERAL FUND	\$413.20
				SAN BERNARDINO CO SO	\$111.91
208133		\$1,913.39	4/16/2010	YUCAIPA SHERIFF STATION	\$1,007.18
				CDA A	\$19.13
				DA OFFICE	\$191.34
				GENERAL FUND	\$459.21
				RANCHO CUCAMONGA PD	\$1,119.34
208136		\$3,363.22	5/7/2010	SAN BERNARDINO CO SO	\$124.37
				CDA A	\$33.63
				DA OFFICE	\$336.32
				GENERAL FUND	\$807.17
				ONTARIO PD	\$327.91
208140		\$3,845.60	5/14/2010	UPLAND PD	\$1,858.19
				CDA A	\$38.46
				DA OFFICE	\$384.56
				GENERAL FUND	\$922.94
208143		\$1,334.83	5/14/2010	SAN BERNARDINO CO SO	\$2,499.64
				CDA A	\$13.35
				DA OFFICE	\$133.48
				GENERAL FUND	\$320.36
				SAN BERNARDINO CO SO	\$86.76
208151		\$1,352.35	5/24/2010	VICTORVILLE PD	\$780.88
				CDA A	\$13.52
				DA OFFICE	\$135.24
				GENERAL FUND	\$324.56
				SAN BERNARDINO PD	\$879.03



State of California
ASSET FORFEITURE REPORT - 2010

Table 3

Admin Number	Docket Number	Amount Forfeited	Date Disbursed	Recipient	Amount Disbursed
208154		\$750.68	7/27/2010	CDA DA OFFICE GENERAL FUND SAN BERNARDINO PD	\$7.51 \$75.07 \$180.16 \$487.94
208155		\$1,606.26	6/22/2010	CDA CHINO PD DA OFFICE GENERAL FUND SAN BERNARDINO WESTNET	\$16.06 \$522.03 \$160.63 \$385.50 \$522.04
208159		\$420.83	12/17/2010	CDA DA OFFICE GENERAL FUND SAN BERNARDINO CO SO	\$4.21 \$42.08 \$101.00 \$273.54
208169		\$30,539.42	5/28/2010	CDA DA OFFICE GENERAL FUND SAN BERNARDINO CO SO	\$305.39 \$3,053.94 \$7,329.46 \$19,850.63
208172		\$1,232.90	5/24/2010	CDA DA OFFICE GENERAL FUND SAN BERNARDINO PD	\$12.32 \$123.29 \$295.90 \$801.39
208175		\$4,358.75	4/26/2010	CDA DA OFFICE GENERAL FUND ONTARIO PD UPLAND PD	\$43.58 \$435.88 \$1,046.10 \$2,266.55 \$566.64
208189		\$1,510.72	7/27/2010	CDA DA OFFICE GENERAL FUND SAN BERNARDINO PD	\$15.11 \$151.07 \$362.57 \$981.97
208196		\$5,150.63	1/22/2010	CDA DA OFFICE GENERAL FUND ONTARIO PD UPLAND PD	\$51.51 \$515.06 \$1,236.15 \$502.19 \$2,845.72
208197		\$2,854.10	7/27/2010	CDA DA OFFICE GENERAL FUND	\$28.54 \$285.41 \$684.98



State of California
ASSET FORFEITURE REPORT - 2010

Table 3

Admin Number	Docket Number	Amount Forfeited	Date Disbursed	Recipient	Amount Disbursed
208198		\$2,160.12	9/2/2010	SAN BERNARDINO PD	\$1,855.17
				CDA A	\$21.60
				DA OFFICE	\$216.01
				GENERAL FUND	\$518.43
				RIALTO PD	\$1,404.08
208214		\$2,513.00	5/7/2010		
				CDA A	\$25.13
				COLTON PD	\$1,633.45
				DA OFFICE	\$251.30
				GENERAL FUND	\$603.12
208219		\$3,128.33	7/23/2010		
				CDA A	\$31.28
				DA OFFICE	\$312.83
				GENERAL FUND	\$750.80
				ONTARIO PD	\$1,016.70
				UPLAND PD	\$1,016.72
208222		\$1,595.13	5/28/2010		
				CDA A	\$15.95
				DA OFFICE	\$159.51
				GENERAL FUND	\$382.83
				RANCHO CUCAMONGA PD	\$933.15
				SAN BERNARDINO CO SO	\$103.69
208224		\$3,699.77	6/7/2010		
				CDA A	\$37.00
				DA OFFICE	\$369.98
				GENERAL FUND	\$887.94
				SAN BERNARDINO CO SO	\$2,404.85
208226		\$910.10	3/22/2010		
				CDA A	\$9.10
				DA OFFICE	\$91.01
				GENERAL FUND	\$218.42
				SAN BERNARDINO CO SO	\$591.57
208227		\$4,670.92	5/17/2010		
				CDA A	\$46.71
				DA OFFICE	\$467.09
				GENERAL FUND	\$1,121.02
				LA DEPT OF AIRPORT	\$1,214.44
				ONTARIO PD	\$1,821.66
208230		\$2,666.80	2/1/2010		
				CDA A	\$26.67
				DA OFFICE	\$266.68
				FONTANA PD	\$1,733.42
				GENERAL FUND	\$640.03
208234		\$1,270.52	6/7/2010		
				CDA A	\$12.71
				DA OFFICE	\$127.05



State of California
ASSET FORFEITURE REPORT - 2010

Table 3

Admin Number	Docket Number	Amount Forfeited	Date Disbursed	Recipient	Amount Disbursed
				GENERAL FUND	\$304.92
				SAN BERNARDINO CO SO	\$825.84
208238		\$984.51	5/28/2010		
				CDAA	\$9.85
				DA OFFICE	\$98.45
				GENERAL FUND	\$236.28
				REDLANDS PD	\$319.96
				SAN BERNARDINO CO SO	\$319.97
208241		\$888.89	4/8/2010		
				CDAA	\$8.88
				DA OFFICE	\$88.88
				GENERAL FUND	\$213.33
				SAN BERNARDINO CO SO	\$577.80
208244		\$2,476.83	1/28/2010		
				CDAA	\$24.77
				DA OFFICE	\$247.68
				GENERAL FUND	\$594.44
				SAN BERNARDINO CO SO	\$1,609.94
208246		\$2,431.22	5/28/2010		
				CDAA	\$24.31
				DA OFFICE	\$243.12
				GENERAL FUND	\$583.49
				REDLANDS PD	\$790.14
				SAN BERNARDINO CO SO	\$790.16
208252		\$1,029.91	7/27/2010		
				CDAA	\$10.30
				DA OFFICE	\$102.99
				GENERAL FUND	\$247.18
				SAN BERNARDINO PD	\$669.44
208253		\$1,709.95	2/17/2010		
				CDAA	\$17.09
				DA OFFICE	\$171.00
				GENERAL FUND	\$410.39
				LA DEPT OF AIRPORT	\$449.42
				ONTARIO PD	\$662.05
208254		\$886.94	1/27/2010		
				CDAA	\$8.87
				DA OFFICE	\$88.69
				GENERAL FUND	\$212.87
				SAN BERNARDINO CO SO	\$576.51
208256		\$2,641.99	5/7/2010		
				CDAA	\$26.42
				COLTON PD	\$1,717.29
				DA OFFICE	\$264.20
				GENERAL FUND	\$634.08
208258		\$7,916.86	6/7/2010		
				CDAA	\$79.17



State of California
ASSET FORFEITURE REPORT - 2010

Table 3

Admin Number	Docket Number	Amount Forfeited	Date Disbursed	Recipient	Amount Disbursed
				DA OFFICE	\$791.69
				GENERAL FUND	\$1,900.05
				SAN BERNARDINO CO SO	\$5,145.95
208260		\$1,359.47	4/16/2010		
				CDA A	\$13.59
				DA OFFICE	\$135.95
				GENERAL FUND	\$326.27
				SAN BERNARDINO CO SO	\$883.66
209005		\$12,030.86	7/13/2010		
				CDA A	\$120.31
				DA OFFICE	\$1,203.09
				GENERAL FUND	\$2,887.41
				REDLANDS PD	\$3,910.03
				SAN BERNARDINO CO SO	\$3,910.02
209009		\$11,152.70	7/13/2010		
				ALCOHOL BEV. CONTROL	\$388.35
				CDA A	\$111.53
				DA OFFICE	\$1,115.28
				GENERAL FUND	\$2,676.65
				REDLANDS PD	\$388.35
				RIVERSIDE CO SO	\$388.35
				SAN BERNARDINO CO SO	\$3,883.53
				SAN BERNARDINO PD	\$388.35
				TF IRNET	\$1,812.31
209012		\$6,322.59	5/28/2010		
				CDA A	\$63.23
				DA OFFICE	\$632.26
				GENERAL FUND	\$1,517.42
				SAN BERNARDINO CO SO	\$4,109.68
209014		\$1,374.21	7/13/2010		
				CDA A	\$13.74
				DA OFFICE	\$137.42
				GENERAL FUND	\$329.81
				SAN BERNARDINO CO SO	\$893.24
209016		\$1,920.99	4/21/2010		
				CDA A	\$19.21
				DA OFFICE	\$192.10
				GENERAL FUND	\$461.04
				SAN BERNARDINO PD	\$1,248.64
209018		\$3,724.53	7/13/2010		
				CDA A	\$37.25
				DA OFFICE	\$372.45
				GENERAL FUND	\$893.89
				SAN BERNARDINO CO SO	\$2,420.94
209020		\$1,385.29	2/1/2010		
				CDA A	\$13.84
				DA OFFICE	\$138.54



State of California
ASSET FORFEITURE REPORT - 2010

Table 3

Admin Number	Docket Number	Amount Forfeited	Date Disbursed	Recipient	Amount Disbursed
				FONTANA PD	\$900.44
				GENERAL FUND	\$332.47
209021		\$1,047.49	7/15/2010		
				CDA A	\$10.47
				DA OFFICE	\$104.75
				GENERAL FUND	\$251.40
				ONTARIO PD	\$102.13
				UPLAND PD	\$578.74
209022		\$2,636.37	4/21/2010		
				CDA A	\$26.36
				DA OFFICE	\$263.64
				GENERAL FUND	\$632.73
				SAN BERNARDINO PD	\$1,713.64
209023		\$1,033.95	3/29/2010		
				CDA A	\$10.34
				DA OFFICE	\$103.40
				GENERAL FUND	\$248.15
				SAN BERNARDINO PD	\$672.06
209024		\$1,154.26	5/24/2010		
				CDA A	\$11.54
				DA OFFICE	\$115.43
				GENERAL FUND	\$277.02
				SAN BERNARDINO PD	\$750.27
209026		\$88,416.23	2/1/2010		
				CDA A	\$884.16
				COLTON PD	\$57,470.55
				DA OFFICE	\$8,841.62
				GENERAL FUND	\$21,219.90
209028		\$1,235.33	8/3/2010		
				CDA A	\$12.36
				DA OFFICE	\$123.53
				GENERAL FUND	\$296.48
				ONTARIO PD	\$802.96
209031		\$2,061.31	4/8/2010		
				CDA A	\$20.61
				DA OFFICE	\$206.13
				GENERAL FUND	\$494.71
				SAN BERNARDINO CO SO	\$1,339.86
209033		\$2,699.30	5/14/2010		
				CDA A	\$27.00
				DA OFFICE	\$269.93
				FONTANA PD	\$1,754.54
				GENERAL FUND	\$647.83
209034		\$3,237.04	11/2/2010		
				CDA A	\$32.37
				DA OFFICE	\$323.70
				GENERAL FUND	\$776.89



State of California
ASSET FORFEITURE REPORT - 2010

Table 3

Admin Number	Docket Number	Amount Forfeited	Date Disbursed	Recipient	Amount Disbursed
209035		\$8,653.96	4/21/2010	RIALTO PD	\$2,104.08
				CDA A	\$86.54
				DA OFFICE	\$865.40
				GENERAL FUND	\$2,076.95
				SAN BERNARDINO PD	\$5,625.07
209045		\$797.77	7/9/2010		
				CDA A	\$7.98
				DA OFFICE	\$79.78
				FONTANA PD	\$518.55
				GENERAL FUND	\$191.46
209047		\$1,154.03	5/24/2010		
				CDA A	\$11.54
				DA OFFICE	\$115.40
				GENERAL FUND	\$276.97
				SAN BERNARDINO PD	\$750.12
209054		\$1,451.54	7/2/2010		
				CDA A	\$14.52
				COLTON PD	\$943.50
				DA OFFICE	\$145.15
				GENERAL FUND	\$348.37
209056		\$15,291.45	5/24/2010		
				CDA A	\$152.91
				DA OFFICE	\$1,529.15
				GENERAL FUND	\$3,669.95
				SAN BERNARDINO PD	\$9,939.44
209060		\$7,013.24	4/21/2010		
				CDA A	\$70.13
				DA OFFICE	\$701.32
				GENERAL FUND	\$1,683.18
				SAN BERNARDINO PD	\$4,558.61
209066		\$1,602.36	7/2/2010		
				CDA A	\$16.02
				COLTON PD	\$1,041.53
				DA OFFICE	\$160.24
				GENERAL FUND	\$384.57
209069		\$1,067.67	4/2/2010		
				CDA A	\$10.67
				DA OFFICE	\$106.77
				GENERAL FUND	\$256.24
				ONTARIO PD	\$693.99
209070		\$1,629.00	5/28/2010		
				CDA A	\$16.29
				DA OFFICE	\$162.90
				GENERAL FUND	\$390.96
				SAN BERNARDINO CO SO	\$1,058.85



State of California
ASSET FORFEITURE REPORT - 2010

Table 3

Admin Number	Docket Number	Amount Forfeited	Date Disbursed	Recipient	Amount Disbursed
209071		\$97,420.16	4/8/2010	CDA DA OFFICE GENERAL FUND RANCHO CUCAMONGA PD SAN BERNARDINO CO SO	\$974.20 \$9,742.02 \$23,380.84 \$50,658.48 \$12,664.62
209073		\$289.93	4/8/2010	CDA DA OFFICE GENERAL FUND REDLANDS PD SAN BERNARDINO CO SO	\$2.90 \$28.99 \$69.58 \$94.22 \$94.24
209076		\$3,867.83	7/30/2010	CDA DA OFFICE GENERAL FUND SAN BERNARDINO CO SO	\$38.68 \$386.78 \$928.28 \$2,514.09
209078		\$6,117.16	8/11/2010	CDA DA OFFICE GENERAL FUND REDLANDS PD SAN BERNARDINO CO SO	\$61.17 \$611.72 \$1,468.12 \$1,988.08 \$1,988.07
209079		\$30,079.30	10/21/2010	CDA DA OFFICE GENERAL FUND SAN BERNARDINO CO SO VICTORVILLE PD	\$300.79 \$3,007.93 \$7,219.03 \$1,955.16 \$17,596.39
209080		\$1,070.75	7/13/2010	CDA DA OFFICE GENERAL FUND SAN BERNARDINO CO SO	\$10.71 \$107.08 \$256.98 \$695.98
209081		\$931.38	5/7/2010	CDA COLTON PD DA OFFICE GENERAL FUND	\$9.31 \$605.40 \$93.14 \$223.53
209087		\$2,258.84	5/28/2010	CDA DA OFFICE GENERAL FUND SAN BERNARDINO CO SO	\$22.59 \$225.88 \$542.12 \$1,468.25
209088		\$6,165.54	3/29/2010	CDA DA OFFICE	\$61.66 \$616.55



State of California
ASSET FORFEITURE REPORT - 2010

Table 3

Admin Number	Docket Number	Amount Forfeited	Date Disbursed	Recipient	Amount Disbursed
				GENERAL FUND	\$1,479.73
				SAN BERNARDINO PD	\$4,007.60
209089		\$2,902.25	3/29/2010		
				CDA A	\$29.02
				DA OFFICE	\$290.23
				GENERAL FUND	\$696.54
				SAN BERNARDINO PD	\$1,886.46
209090		\$1,124.78	3/29/2010		
				CDA A	\$11.25
				DA OFFICE	\$112.48
				GENERAL FUND	\$269.95
				SAN BERNARDINO PD	\$731.10
209091		\$658.91	7/27/2010		
				CDA A	\$6.59
				DA OFFICE	\$65.89
				GENERAL FUND	\$158.14
				SAN BERNARDINO PD	\$428.29
209092		\$5,233.62	8/11/2010		
				CDA A	\$52.34
				DA OFFICE	\$523.36
				GENERAL FUND	\$1,256.07
				SAN BERNARDINO CO SO	\$3,401.85
209093		\$1,035.97	4/8/2010		
				CDA A	\$10.36
				DA OFFICE	\$103.60
				GENERAL FUND	\$248.63
				SAN BERNARDINO CO SO	\$673.38
209094		\$1,328.05	9/3/2010		
				CDA A	\$13.28
				DA OFFICE	\$132.81
				GENERAL FUND	\$318.73
				ONTARIO PD	\$690.58
				UPLAND PD	\$172.65
209096		\$929.33	2/10/2010		
				CDA A	\$9.29
				DA OFFICE	\$92.93
				GENERAL FUND	\$223.04
				RANCHO CUCAMONGA PD	\$543.65
				SAN BERNARDINO CO SO	\$60.42
209099		\$2,718.77	8/31/2010		
				CDA A	\$27.19
				DA OFFICE	\$271.87
				FONTANA PD	\$1,767.21
				GENERAL FUND	\$652.50
209100		\$1,685.84	7/9/2010		
				CDA A	\$16.86
				DA OFFICE	\$168.58



State of California
ASSET FORFEITURE REPORT - 2010

Table 3

Admin Number	Docket Number	Amount Forfeited	Date Disbursed	Recipient	Amount Disbursed
				FONTANA PD	\$1,095.80
				GENERAL FUND	\$404.60
209101		\$6,175.52	4/21/2010		
				CDA A	\$61.76
				DA OFFICE	\$617.55
				GENERAL FUND	\$1,482.12
				SAN BERNARDINO PD	\$4,014.09
209102		\$3,009.39	3/29/2010		
				CDA A	\$30.09
				DA OFFICE	\$300.94
				GENERAL FUND	\$722.25
				SAN BERNARDINO PD	\$1,956.11
209105		\$1,329.64	5/24/2010		
				CDA A	\$13.30
				DA OFFICE	\$132.96
				GENERAL FUND	\$319.11
				SAN BERNARDINO PD	\$864.27
209106		\$28,609.19	5/28/2010		
				CDA A	\$286.09
				DA OFFICE	\$2,860.92
				GENERAL FUND	\$6,866.21
				RANCHO CUCAMONGA PD	\$16,736.37
				SAN BERNARDINO CO SO	\$1,859.60
209107		\$1,755.51	4/8/2010		
				CDA A	\$17.56
				DA OFFICE	\$175.55
				GENERAL FUND	\$421.32
				REDLANDS PD	\$570.54
				SAN BERNARDINO CO SO	\$570.54
209108		\$253.28	10/21/2010		
				CDA A	\$2.53
				DA OFFICE	\$25.33
				GENERAL FUND	\$60.79
				SAN BERNARDINO CO SO	\$164.63
209110		\$3,975.25	8/11/2010		
				CDA A	\$39.75
				DA OFFICE	\$397.52
				GENERAL FUND	\$954.06
				SAN BERNARDINO CO SO	\$258.40
				VICTORVILLE PD	\$2,325.52
209113		\$1,081.37	4/21/2010		
				CDA A	\$10.81
				DA OFFICE	\$108.14
				GENERAL FUND	\$259.53
				SAN BERNARDINO PD	\$702.89
209115		\$2,773.16	7/13/2010		
				CDA A	\$27.73



State of California
ASSET FORFEITURE REPORT - 2010

Table 3

Admin Number	Docket Number	Amount Forfeited	Date Disbursed	Recipient	Amount Disbursed
				DA OFFICE	\$277.32
				GENERAL FUND	\$665.56
				REDLANDS PD	\$901.28
				SAN BERNARDINO CO SO	\$901.27
209116		\$31,782.47	7/13/2010		
				CDA A	\$317.82
				DA OFFICE	\$3,178.25
				GENERAL FUND	\$7,627.79
				SAN BERNARDINO CO SO	\$20,658.61
209117		\$15,524.68	11/9/2010		
				CDA A	\$155.25
				DA OFFICE	\$1,552.47
				GENERAL FUND	\$3,725.92
				SAN BERNARDINO PD	\$10,091.04
209118		\$16,729.21	5/3/2010		
				CDA A	\$167.29
				DA OFFICE	\$1,672.92
				FONTANA PD	\$10,873.99
				GENERAL FUND	\$4,015.01
209120		\$2,331.59	8/2/2010		
				CDA A	\$23.32
				DA OFFICE	\$233.16
				FONTANA PD	\$1,515.53
				GENERAL FUND	\$559.58
209121		\$8,382.49	5/14/2010		
				CDA A	\$83.82
				DA OFFICE	\$838.25
				GENERAL FUND	\$2,011.80
				SAN BERNARDINO CO SO	\$5,448.62
209123		\$1,223.48	10/19/2010		
				BARSTOW PD	\$795.26
				CDA A	\$12.23
				DA OFFICE	\$122.35
				GENERAL FUND	\$293.64
209124		\$17,609.64	10/21/2010		
				CDA A	\$176.10
				DA OFFICE	\$1,760.96
				GENERAL FUND	\$4,226.31
				SAN BERNARDINO CO SO	\$11,446.27
209125		\$1,002.49	10/21/2010		
				CDA A	\$10.02
				DA OFFICE	\$100.25
				GENERAL FUND	\$240.60
				SAN BERNARDINO CO SO	\$65.16
				VICTORVILLE PD	\$586.46
209126		\$2,231.91	10/26/2010		
				CDA A	\$22.32



State of California
ASSET FORFEITURE REPORT - 2010

Table 3

Admin Number	Docket Number	Amount Forfeited	Date Disbursed	Recipient	Amount Disbursed
				DA OFFICE	\$223.19
				GENERAL FUND	\$535.66
				ONTARIO PD	\$217.62
				UPLAND PD	\$1,233.12
209127		\$13,212.57	5/28/2010		
				CDA A	\$132.13
				DA OFFICE	\$1,321.26
				GENERAL FUND	\$3,171.02
				SAN BERNARDINO CO SO	\$8,588.16
209128		\$1,115.50	3/29/2010		
				CDA A	\$11.16
				DA OFFICE	\$111.55
				GENERAL FUND	\$267.72
				SAN BERNARDINO PD	\$725.07
209129		\$3,701.98	10/21/2010		
				CDA A	\$37.02
				DA OFFICE	\$370.20
				GENERAL FUND	\$888.48
				SAN BERNARDINO CO SO	\$2,406.28
209130		\$924.09	3/29/2010		
				CDA A	\$9.24
				DA OFFICE	\$92.41
				GENERAL FUND	\$221.78
				SAN BERNARDINO PD	\$600.66
209131		\$3,570.33	1/27/2010		
				CDA A	\$35.70
				DA OFFICE	\$357.03
				GENERAL FUND	\$856.88
				SAN BERNARDINO CO SO	\$2,320.72
209132		\$37,345.73	4/16/2010		
				ALCOHOL BEV. CONTROL	\$1,300.43
				CDA A	\$373.46
				DA OFFICE	\$3,734.57
				GENERAL FUND	\$8,962.98
				REDLANDS PD	\$1,300.43
				RIVERSIDE CO SO	\$1,300.43
				SAN BERNARDINO CO SO	\$13,004.32
				SAN BERNARDINO PD	\$1,300.43
				TF IRNET	\$6,068.68
209133		\$3,107.38	1/27/2010		
				CDA A	\$31.07
				DA OFFICE	\$310.74
				GENERAL FUND	\$745.77
				SAN BERNARDINO CO SO	\$2,019.80
209137		\$2,707.44	4/8/2010		
				CDA A	\$27.07
				CHINO HILLS PD	\$1,583.86



State of California
ASSET FORFEITURE REPORT - 2010

Table 3

Admin Number	Docket Number	Amount Forfeited	Date Disbursed	Recipient	Amount Disbursed
				DA OFFICE	\$270.74
				GENERAL FUND	\$649.79
				SAN BERNARDINO CO SO	\$175.98
209138		\$1,053.56	7/12/2010		
				CDA A	\$10.54
				DA OFFICE	\$105.36
				GENERAL FUND	\$252.85
				ONTARIO PD	\$684.81
209140		\$5,931.65	8/11/2010		
				CDA A	\$59.32
				DA OFFICE	\$593.16
				GENERAL FUND	\$1,423.60
				RANCHO CUCAMONGA PD	\$3,470.01
				SAN BERNARDINO CO SO	\$385.56
209141		\$5,601.50	1/27/2010		
				CDA A	\$56.02
				DA OFFICE	\$560.15
				GENERAL FUND	\$1,344.36
				SAN BERNARDINO CO SO	\$3,640.97
209142		\$5,448.02	1/27/2010		
				CDA A	\$54.48
				DA OFFICE	\$544.80
				GENERAL FUND	\$1,307.52
				RANCHO CUCAMONGA PD	\$3,187.09
				SAN BERNARDINO CO SO	\$354.13
209143		\$4,780.99	1/27/2010		
				CDA A	\$47.81
				DA OFFICE	\$478.10
				GENERAL FUND	\$1,147.44
				REDLANDS PD	\$1,553.82
				SAN BERNARDINO CO SO	\$1,553.82
209144		\$2,968.98	1/27/2010		
				CDA A	\$29.69
				DA OFFICE	\$296.90
				GENERAL FUND	\$712.56
				SAN BERNARDINO CO SO	\$1,929.83
209146		\$1,168.71	2/1/2010		
				CDA A	\$11.69
				DA OFFICE	\$116.87
				FONTANA PD	\$759.66
				GENERAL FUND	\$280.49
209152		\$1,221.71	1/27/2010		
				CDA A	\$12.22
				DA OFFICE	\$122.17
				GENERAL FUND	\$293.21
				SAN BERNARDINO CO SO	\$794.11



State of California
ASSET FORFEITURE REPORT - 2010

Table 3

Admin Number	Docket Number	Amount Forfeited	Date Disbursed	Recipient	Amount Disbursed
209156		\$11,449.96	2/11/2010	CDA DA OFFICE GENERAL FUND SAN BERNARDINO CO SO SAN BERNARDINO WESTNET	\$114.50 \$1,145.00 \$2,747.99 \$1,200.00 \$6,242.47
209157		\$6,806.14	4/8/2010	CDA DA OFFICE GENERAL FUND SAN BERNARDINO CO SO	\$68.06 \$680.61 \$1,633.47 \$4,424.00
209158		\$2,610.44	8/11/2010	CDA DA OFFICE GENERAL FUND SAN BERNARDINO CO SO	\$26.10 \$261.04 \$626.51 \$1,696.79
209161		\$16,541.19	10/21/2010	CDA DA OFFICE GENERAL FUND SAN BERNARDINO CO SO	\$165.41 \$1,654.12 \$3,969.89 \$10,751.77
209162		\$7,504.96	8/11/2010	CDA DA OFFICE GENERAL FUND SAN BERNARDINO CO SO	\$75.05 \$750.50 \$1,801.19 \$4,878.22
209163		\$2,224.56	5/3/2010	CDA DA OFFICE FONTANA PD GENERAL FUND	\$22.25 \$222.46 \$1,445.96 \$533.89
209164		\$4,192.20	11/18/2010	CDA DA OFFICE GENERAL FUND REDLANDS PD SAN BERNARDINO CO SO	\$41.92 \$419.22 \$1,006.13 \$1,362.46 \$1,362.47
209169		\$15,579.26	11/18/2010	CDA DA OFFICE GENERAL FUND RANCHO CUCAMONGA PD SAN BERNARDINO CO SO	\$155.79 \$1,557.93 \$3,739.02 \$9,113.87 \$1,012.65
209170		\$6,968.24	11/18/2010	CDA DA OFFICE GENERAL FUND	\$69.68 \$696.82 \$1,672.38



State of California
ASSET FORFEITURE REPORT - 2010

Table 3

Admin Number	Docket Number	Amount Forfeited	Date Disbursed	Recipient	Amount Disbursed
209171		\$2,048.74	1/27/2010	SAN BERNARDINO CO SO	\$4,529.36
				CDA A	\$20.49
				DA OFFICE	\$204.87
				GENERAL FUND	\$491.70
209172		\$3,628.81	1/27/2010	SAN BERNARDINO CO SO	\$1,331.68
				CDA A	\$36.29
				CHINO HILLS PD	\$2,122.86
				DA OFFICE	\$362.88
				GENERAL FUND	\$870.91
209173		\$2,260.31	10/21/2010	SAN BERNARDINO CO SO	\$235.87
				CDA A	\$22.60
				DA OFFICE	\$226.03
				GENERAL FUND	\$542.47
209174		\$1,191.01	3/29/2010	SAN BERNARDINO CO SO	\$1,469.21
				CDA A	\$11.91
				DA OFFICE	\$119.10
				GENERAL FUND	\$285.84
209177		\$3,084.61	11/18/2010	SAN BERNARDINO PD	\$774.16
				CDA A	\$30.85
				DA OFFICE	\$308.46
				GENERAL FUND	\$740.31
				SAN BERNARDINO CO SO	\$200.49
				VICTORVILLE PD	\$1,804.50
209178		\$2,770.80	4/19/2010		
				CDA A	\$27.71
				DA OFFICE	\$277.08
				FONTANA PD	\$1,801.02
				GENERAL FUND	\$664.99
209180		\$1,333.97	3/26/2010		
				CDA A	\$13.34
				DA OFFICE	\$133.40
				FONTANA PD	\$867.08
				GENERAL FUND	\$320.15
209182		\$43,432.55	10/21/2010		
				CDA A	\$434.33
				DA OFFICE	\$4,343.26
				GENERAL FUND	\$10,423.81
				SAN BERNARDINO CO SO	\$28,231.15
209183		\$526,777.69	3/22/2010		
				CDA A	\$5,267.78
				DA OFFICE	\$52,677.77
				GENERAL FUND	\$126,426.65



State of California
ASSET FORFEITURE REPORT - 2010

Table 3

Admin Number	Docket Number	Amount Forfeited	Date Disbursed	Recipient	Amount Disbursed
209186		\$17,042.16	1/27/2010	SAN BERNARDINO CO SO	\$342,405.49
				CDA A	\$170.42
				DA OFFICE	\$1,704.22
				GENERAL FUND	\$4,090.12
209187		\$2,162.95	8/11/2010	SAN BERNARDINO CO SO	\$11,077.40
				CDA A	\$21.63
				CHP	\$140.59
				DA OFFICE	\$216.30
				GENERAL FUND	\$519.11
209188		\$984.97	1/27/2010	SAN BERNARDINO CO SO	\$1,265.32
				CDA A	\$9.85
				DA OFFICE	\$98.50
				GENERAL FUND	\$236.39
209189		\$2,092.96	2/1/2010	SAN BERNARDINO CO SO	\$640.23
				CDA A	\$20.93
				DA OFFICE	\$209.30
				FONTANA PD	\$1,360.42
209190		\$1,202.62	3/26/2010	GENERAL FUND	\$502.31
				CDA A	\$12.03
				DA OFFICE	\$120.26
				FONTANA PD	\$781.70
209193		\$5,158.19	1/27/2010	GENERAL FUND	\$288.63
				APPLE VALLEY PD	\$3,017.54
				CDA A	\$51.58
				DA OFFICE	\$515.82
				GENERAL FUND	\$1,237.97
209195		\$12,998.46	8/11/2010	SAN BERNARDINO CO SO	\$335.28
				CDA A	\$129.98
				DA OFFICE	\$1,299.85
				GENERAL FUND	\$3,119.63
209197		\$945.51	3/12/2010	SAN BERNARDINO CO SO	\$8,449.00
				CDA A	\$9.46
				CHINO PD	\$307.28
				DA OFFICE	\$94.55
				GENERAL FUND	\$226.92
209198		\$3,478.26	3/26/2010	SAN BERNARDINO WESTNET	\$307.30
				CDA A	\$34.78
				DA OFFICE	\$347.83



State of California
ASSET FORFEITURE REPORT - 2010

Table 3

Admin Number	Docket Number	Amount Forfeited	Date Disbursed	Recipient	Amount Disbursed
				FONTANA PD	\$2,260.87
				GENERAL FUND	\$834.78
209199		\$3,861.48	12/3/2010		
				CDA A	\$38.61
				DA OFFICE	\$386.15
				GENERAL FUND	\$926.76
				RIALTO PD	\$2,509.96
209200		\$25,806.91	12/17/2010		
				CDA A	\$258.07
				DA OFFICE	\$2,580.69
				GENERAL FUND	\$6,193.66
				SAN BERNARDINO CO SO	\$16,774.49
209201		\$69,645.00	12/17/2010		
				CDA A	\$696.45
				DA OFFICE	\$6,964.50
				GENERAL FUND	\$16,714.80
				SAN BERNARDINO CO SO	\$45,269.25
209204		\$6,588.09	4/8/2010		
				CDA A	\$65.88
				COLTON PD	\$4,282.26
				DA OFFICE	\$658.81
				GENERAL FUND	\$1,581.14
209205		\$10,090.56	7/9/2010		
				CDA A	\$100.91
				DA OFFICE	\$1,009.06
				FONTANA PD	\$6,558.86
				GENERAL FUND	\$2,421.73
209206		\$1,320.12	3/26/2010		
				CDA A	\$13.20
				DA OFFICE	\$132.01
				FONTANA PD	\$858.08
				GENERAL FUND	\$316.83
210003		\$6,677.21	11/18/2010		
				CDA A	\$66.77
				DA OFFICE	\$667.72
				GENERAL FUND	\$1,602.53
				SAN BERNARDINO CO SO	\$434.02
				VICTORVILLE PD	\$3,906.17
210004		\$998.58	12/17/2010		
				CDA A	\$9.99
				DA OFFICE	\$99.86
				GENERAL FUND	\$239.66
				SAN BERNARDINO CO SO	\$649.07
210010		\$4,509.38	11/18/2010		
				CDA A	\$45.09
				CHP	\$293.11
				DA OFFICE	\$450.94



State of California
ASSET FORFEITURE REPORT - 2010

Table 3

Admin Number	Docket Number	Amount Forfeited	Date Disbursed	Recipient	Amount Disbursed
				GENERAL FUND	\$1,082.25
				SAN BERNARDINO CO SO	\$2,637.99
210012		\$1,619.07	12/17/2010		
				CDAA	\$16.19
				DA OFFICE	\$161.91
				GENERAL FUND	\$388.58
				RANCHO CUCAMONGA PD	\$947.16
				SAN BERNARDINO CO SO	\$105.23
210015		\$3,947.37	11/8/2010		
				CDAA	\$39.47
				DA OFFICE	\$394.73
				FONTANA PD	\$2,565.80
				GENERAL FUND	\$947.37
210016		\$1,649.65	5/14/2010		
				CDAA	\$16.50
				DA OFFICE	\$164.96
				FONTANA PD	\$1,072.27
				GENERAL FUND	\$395.92
210017		\$5,047.68	12/28/2010		
				CDAA	\$50.49
				DA OFFICE	\$504.77
				GENERAL FUND	\$1,211.44
				ONTARIO PD	\$2,624.78
				UPLAND PD	\$656.20
210020		\$9,753.43	10/21/2010		
				CDAA	\$97.53
				DA OFFICE	\$975.34
				GENERAL FUND	\$2,340.82
				SAN BERNARDINO WESTNET	\$6,339.74
210021		\$3,857.20	12/22/2010		
				CDAA	\$38.57
				DA OFFICE	\$385.72
				GENERAL FUND	\$925.73
				SAN BERNARDINO PD	\$2,507.18
210023		\$36,988.79	11/18/2010		
				CDAA	\$369.89
				DA OFFICE	\$3,698.88
				GENERAL FUND	\$8,877.31
				SAN BERNARDINO CO SO	\$21,542.71
				WSIN	\$2,500.00
210027		\$14,785.81	8/11/2010		
				CDAA	\$147.86
				DA OFFICE	\$1,478.58
				GENERAL FUND	\$3,548.59
				SAN BERNARDINO CO SO	\$9,610.78
210029		\$1,651.26	10/21/2010		
				CDAA	\$16.51



State of California
ASSET FORFEITURE REPORT - 2010

Table 3

Admin Number	Docket Number	Amount Forfeited	Date Disbursed	Recipient	Amount Disbursed
				DA OFFICE	\$165.13
				GENERAL FUND	\$396.30
				SAN BERNARDINO WESTNET	\$1,073.32
210031		\$4,781.89	11/15/2010		
				CDA A	\$47.82
				DA OFFICE	\$478.19
				FONTANA PD	\$3,108.23
				GENERAL FUND	\$1,147.65
210035		\$9,739.09	11/15/2010		
				CDA A	\$97.39
				DA OFFICE	\$973.91
				FONTANA PD	\$6,330.41
				GENERAL FUND	\$2,337.38
210036		\$4,656.87	11/18/2010		
				CDA A	\$46.57
				DA OFFICE	\$465.69
				GENERAL FUND	\$1,117.65
				SAN BERNARDINO CO SO	\$3,026.96
210046		\$1,078.64	11/8/2010		
				CDA A	\$10.79
				DA OFFICE	\$107.86
				FONTANA PD	\$701.12
				GENERAL FUND	\$258.87
210053		\$3,344.60	8/11/2010		
				CDA A	\$33.45
				DA OFFICE	\$334.46
				GENERAL FUND	\$802.70
				SAN BERNARDINO CO SO	\$2,173.99
210056		\$1,210.87	10/8/2010		
				CDA A	\$12.11
				DA OFFICE	\$121.09
				FONTANA PD	\$787.06
				GENERAL FUND	\$290.61
210058		\$1,305.32	11/17/2010		
				CDA A	\$13.05
				DA OFFICE	\$130.53
				GENERAL FUND	\$313.28
				RIALTO PD	\$848.46
210062		\$1,188.44	12/7/2010		
				CDA A	\$11.88
				DA OFFICE	\$118.84
				GENERAL FUND	\$285.23
				ONTARIO PD	\$772.49
210067		\$10,767.05	12/17/2010		
				CDA A	\$107.67
				DA OFFICE	\$1,076.70
				GENERAL FUND	\$2,584.09



State of California
ASSET FORFEITURE REPORT - 2010

Table 3

Admin Number	Docket Number	Amount Forfeited	Date Disbursed	Recipient	Amount Disbursed
210068		\$1,070.14	11/18/2010	SAN BERNARDINO WESTNET	\$6,998.59
				CDA A	\$10.70
				DA OFFICE	\$107.01
				GENERAL FUND	\$256.83
				SAN BERNARDINO CO SO	\$695.60
210069		\$3,036.83	11/8/2010		
				CDA A	\$30.37
				DA OFFICE	\$303.69
				FONTANA PD	\$1,973.93
				GENERAL FUND	\$728.84
210070		\$1,597.21	11/8/2010		
				CDA A	\$15.98
				DA OFFICE	\$159.72
				FONTANA PD	\$1,038.18
				GENERAL FUND	\$383.33
210072		\$8,280.23	11/22/2010		
				CDA A	\$82.80
				DA OFFICE	\$828.02
				GENERAL FUND	\$1,987.26
				ONTARIO PD	\$4,305.72
				UPLAND PD	\$1,076.43
210073		\$1,730.81	11/15/2010		
				CDA A	\$17.31
				DA OFFICE	\$173.08
				GENERAL FUND	\$415.39
				ONTARIO PD	\$900.02
				UPLAND PD	\$225.01
210077		\$2,260.86	11/8/2010		
				CDA A	\$22.61
				DA OFFICE	\$226.08
				FONTANA PD	\$1,469.56
				GENERAL FUND	\$542.61
210079		\$1,479.76	11/8/2010		
				CDA A	\$14.80
				DA OFFICE	\$147.98
				FONTANA PD	\$961.84
				GENERAL FUND	\$355.14
210082		\$33,478.75	12/17/2010		
				APPLE VALLEY PD	\$19,585.06
				CDA A	\$334.79
				DA OFFICE	\$3,347.88
				GENERAL FUND	\$8,034.90
				REDLANDS PD	\$1,500.00
				SAN BERNARDINO CO SO	\$676.12
210086		\$1,264.81	9/7/2010		
				CDA A	\$12.65



State of California
ASSET FORFEITURE REPORT - 2010

Table 3

Admin Number	Docket Number	Amount Forfeited	Date Disbursed	Recipient	Amount Disbursed
				DA OFFICE	\$126.48
				FONTANA PD	\$822.12
				GENERAL FUND	\$303.56
210087		\$11,297.78	11/8/2010		
				CDA A	\$112.98
				DA OFFICE	\$1,129.78
				FONTANA PD	\$7,343.55
				GENERAL FUND	\$2,711.47
210088		\$9,033.13	11/18/2010		
				ALCOHOL BEV. CONTROL	\$293.58
				CDA A	\$90.33
				CHP	\$440.37
				DA OFFICE	\$903.31
				GENERAL FUND	\$2,167.95
				REDLANDS PD	\$293.58
				RIVERSIDE CO SO	\$293.58
				SAN BERNARDINO CO SO	\$2,788.96
				SAN BERNARDINO PD	\$293.58
				TF IRNET	\$1,467.89
210090		\$8,519.84	11/8/2010		
				CDA A	\$85.20
				DA OFFICE	\$851.98
				FONTANA PD	\$5,537.90
				GENERAL FUND	\$2,044.76
210098		\$1,018.26	11/8/2010		
				CDA A	\$10.18
				DA OFFICE	\$101.83
				FONTANA PD	\$661.87
				GENERAL FUND	\$244.38
210106		\$1,957.67	12/17/2010		
				CDA A	\$19.58
				DA OFFICE	\$195.77
				GENERAL FUND	\$469.84
				RANCHO CUCAMONGA PD	\$1,145.24
				SAN BERNARDINO CO SO	\$127.24
210108		\$1,130.11	11/8/2010		
				CDA A	\$11.30
				DA OFFICE	\$113.01
				FONTANA PD	\$734.57
				GENERAL FUND	\$271.23
210113		\$2,120.29	11/8/2010		
				CDA A	\$21.20
				DA OFFICE	\$212.03
				FONTANA PD	\$1,378.19
				GENERAL FUND	\$508.87
210118		\$2,257.72	12/17/2010		
				CDA A	\$22.58



State of California
ASSET FORFEITURE REPORT - 2010

Table 3

Admin Number	Docket Number	Amount Forfeited	Date Disbursed	Recipient	Amount Disbursed
				DA OFFICE	\$225.77
				GENERAL FUND	\$541.85
				SAN BERNARDINO CO SO	\$146.75
				VICTORVILLE PD	\$1,320.77
210119		\$3,053.69	12/28/2010		
				CDA A	\$30.53
				DA OFFICE	\$305.37
				GENERAL FUND	\$732.89
				ONTARIO PD	\$1,587.92
				UPLAND PD	\$396.98
210121		\$3,727.13	11/18/2010		
				CDA A	\$37.27
				DA OFFICE	\$372.71
				GENERAL FUND	\$894.51
				SAN BERNARDINO CO SO	\$2,422.64
210124		\$1,457.37	11/8/2010		
				CDA A	\$14.57
				DA OFFICE	\$145.74
				FONTANA PD	\$947.29
				GENERAL FUND	\$349.77
210125		\$55,220.00	12/14/2010		
				CDA A	\$552.20
				CHP	\$1,794.65
				DA OFFICE	\$5,522.00
				GENERAL FUND	\$13,252.80
				ORANGE CO RNSP	\$34,098.35
210127		\$694.13	11/8/2010		
				CDA A	\$6.94
				DA OFFICE	\$69.41
				FONTANA PD	\$451.19
				GENERAL FUND	\$166.59
SAN BERNARDINO					\$2,189,482.77



State of California
ASSET FORFEITURE REPORT - 2010

Table 3

Admin Number	Docket Number	Amount Forfeited	Date Disbursed	Recipient	Amount Disbursed
SAN DIEGO					
09-008		\$2,677.13	5/21/2010	BNE	\$1,740.13
				CDAA	\$26.77
				DA OFFICE	\$267.72
				GENERAL FUND	\$642.51
10-001		\$959.32	8/20/2010	CDAA	\$9.59
				CHULA VISTA PD	\$623.56
				DA OFFICE	\$95.93
				GENERAL FUND	\$230.24
10-002		\$1,421.10	4/26/2010	CDAA	\$14.21
				CHULA VISTA PD	\$923.72
				DA OFFICE	\$142.11
				GENERAL FUND	\$341.06
10-003		\$1,318.59	5/21/2010	CDAA	\$13.18
				DA OFFICE	\$131.86
				GENERAL FUND	\$316.46
				RIVERSIDE CO SO	\$857.09
10-006		\$843.77	10/22/2010	CDAA	\$8.44
				DA OFFICE	\$84.37
				GENERAL FUND	\$202.51
				SAN DIEGO CO SO	\$548.45
10-007		\$669.30	10/22/2010	CDAA	\$6.69
				CHULA VISTA PD	\$435.05
				DA OFFICE	\$66.93
				GENERAL FUND	\$160.63
SAN DIEGO					\$7,889.21



State of California
ASSET FORFEITURE REPORT - 2010

Table 3

Admin Number	Docket Number	Amount Forfeited	Date Disbursed	Recipient	Amount Disbursed
SAN FRANCISCO					
04-206		\$28,904.84	1/28/2010	CDA DA OFFICE GENERAL FUND SACRAMENTO CO SO SAN FRANCISCO PD	\$288.62 \$2,928.71 \$6,926.97 \$7,973.23 \$10,787.31
04-223		\$1,749.92	2/17/2010	CDA DA OFFICE GENERAL FUND SAN FRANCISCO PD	\$17.40 \$183.67 \$417.67 \$1,131.18
05-005		\$28,775.00	1/28/2010	CDA DA OFFICE GENERAL FUND SAN FRANCISCO PD	\$287.54 \$2,896.66 \$6,900.89 \$18,689.91
05-088		\$485.66	9/30/2010	CDA DA OFFICE GENERAL FUND SAN FRANCISCO PD	\$4.75 \$57.72 \$114.12 \$309.07
05-090		\$526.95	2/17/2010	CDA DA OFFICE GENERAL FUND SAN FRANCISCO PD	\$5.05 \$72.04 \$121.31 \$328.55
05-094		\$991.44	2/17/2010	CDA DA OFFICE GENERAL FUND SAN FRANCISCO PD	\$9.82 \$107.91 \$235.61 \$638.10
05-126		\$1,253.40	9/30/2010	CDA DA OFFICE GENERAL FUND SAN FRANCISCO PD	\$12.35 \$141.64 \$296.47 \$802.94
05-148		\$508.97	2/17/2010	CDA DA OFFICE GENERAL FUND SAN FRANCISCO PD	\$5.09 \$50.90 \$122.15 \$330.83
05-150		\$1,364.95	2/17/2010	CDA DA OFFICE GENERAL FUND SAN FRANCISCO PD	\$13.43 \$155.84 \$322.43 \$873.25



State of California
ASSET FORFEITURE REPORT - 2010

Table 3

Admin Number	Docket Number	Amount Forfeited	Date Disbursed	Recipient	Amount Disbursed
05-188		\$518.38	2/17/2010	CDA DA OFFICE GENERAL FUND SAN FRANCISCO PD	\$5.08 \$60.95 \$121.98 \$330.37
05-204		\$3,921.07	2/17/2010	CDA DA OFFICE GENERAL FUND SAN FRANCISCO PD	\$39.21 \$392.10 \$941.06 \$2,548.70
05-212		\$3,002.59	2/17/2010	CDA DA OFFICE GENERAL FUND SAN FRANCISCO PD	\$30.03 \$300.26 \$720.62 \$1,951.68
05-218		\$402.81	12/17/2010	CDA DA OFFICE GENERAL FUND SAN FRANCISCO PD	\$3.74 \$65.81 \$89.87 \$243.39
05-257		\$1,607.26	2/17/2010	CDA DA OFFICE GENERAL FUND SAN FRANCISCO PD	\$15.99 \$168.35 \$383.71 \$1,039.21
06-021		\$789.37	2/17/2010	CDA DA OFFICE GENERAL FUND SAN FRANCISCO PD	\$7.81 \$86.10 \$187.54 \$507.92
07-266		\$4,414.00	1/28/2010	CDA DA OFFICE GENERAL FUND SAN FRANCISCO PD	\$44.02 \$452.17 \$1,056.49 \$2,861.32
08-101		\$6,407.00	2/11/2010	CDA DA OFFICE GENERAL FUND SAN FRANCISCO PD	\$63.96 \$650.74 \$1,535.00 \$4,157.30
08-127		\$3,027.00	9/29/2010	CDA DA OFFICE GENERAL FUND SAN FRANCISCO PD	\$30.18 \$310.91 \$724.29 \$1,961.62
08-132		\$1,403.25	12/17/2010	CDA	\$14.03



State of California
ASSET FORFEITURE REPORT - 2010

Table 3

Admin Number	Docket Number	Amount Forfeited	Date Disbursed	Recipient	Amount Disbursed
				DA OFFICE	\$140.33
				GENERAL FUND	\$336.78
				SAN FRANCISCO PD	\$912.11
08-201		\$662.00	1/28/2010		
				CDA A	\$6.53
				DA OFFICE	\$74.13
				GENERAL FUND	\$156.77
				SAN FRANCISCO PD	\$424.57
08-247		\$5,973.00	2/11/2010		
				CDA A	\$59.61
				DA OFFICE	\$608.21
				GENERAL FUND	\$1,430.61
				SAN FRANCISCO PD	\$3,874.57
08-252		\$846.88	1/28/2010		
				CDA A	\$8.47
				DA OFFICE	\$84.69
				GENERAL FUND	\$203.25
				SAN FRANCISCO PD	\$550.47
08-273		\$117,500.00	10/28/2010		
				CDA A	\$1,174.91
				DA OFFICE	\$11,758.18
				GENERAL FUND	\$28,197.82
				SAN FRANCISCO PD	\$76,369.09
09-070		\$546.00	2/11/2010		
				CDA A	\$5.37
				DA OFFICE	\$62.53
				GENERAL FUND	\$128.93
				SAN FRANCISCO PD	\$349.17
09-078		\$728.00	1/28/2010		
				CDA A	\$7.18
				DA OFFICE	\$82.20
				GENERAL FUND	\$172.21
				SAN FRANCISCO PD	\$466.41
09-088		\$359.00	2/11/2010		
				CDA A	\$3.49
				DA OFFICE	\$45.30
				GENERAL FUND	\$83.65
				SAN FRANCISCO PD	\$226.56
09-091		\$1,610.00	2/25/2010		
				CDA A	\$16.00
				DA OFFICE	\$170.40
				GENERAL FUND	\$383.89
				SAN FRANCISCO PD	\$1,039.71
09-103		\$1,323.09	1/28/2010		
				CDA A	\$13.13
				DA OFFICE	\$141.71
				GENERAL FUND	\$315.03



State of California
ASSET FORFEITURE REPORT - 2010

Table 3

Admin Number	Docket Number	Amount Forfeited	Date Disbursed	Recipient	Amount Disbursed
09-127		\$1,000.43	12/17/2010	SAN FRANCISCO PD	\$853.22
				CDA A	\$10.00
				DA OFFICE	\$100.05
				GENERAL FUND	\$240.10
09-128		\$1,380.00	1/28/2010	SAN FRANCISCO PD	\$650.28
				CDA A	\$13.70
				DA OFFICE	\$147.18
				GENERAL FUND	\$328.75
09-154		\$400.00	2/11/2010	SAN FRANCISCO PD	\$890.37
				CDA A	\$3.91
				DA OFFICE	\$48.20
				GENERAL FUND	\$93.81
09-172		\$3,001.00	1/28/2010	SAN FRANCISCO PD	\$254.08
				CDA A	\$29.92
				DA OFFICE	\$308.30
				GENERAL FUND	\$718.05
09-187		\$793.00	10/28/2010	SAN FRANCISCO PD	\$1,944.73
				CDA A	\$7.84
				DA OFFICE	\$87.50
				GENERAL FUND	\$188.13
09-196		\$1,457.00	1/28/2010	SAN FRANCISCO PD	\$509.53
				CDA A	\$14.45
				DA OFFICE	\$156.64
				GENERAL FUND	\$346.76
09-198		\$2,415.00	9/29/2010	SAN FRANCISCO PD	\$939.15
				CDA A	\$24.06
				DA OFFICE	\$250.00
				GENERAL FUND	\$577.33
09-219		\$872.00	9/29/2010	SAN FRANCISCO PD	\$1,563.61
				CDA A	\$8.63
				DA OFFICE	\$95.70
				GENERAL FUND	\$207.01
09-231		\$1,050.00	2/25/2010	SAN FRANCISCO PD	\$560.66
				CDA A	\$10.38
				DA OFFICE	\$116.09
				GENERAL FUND	\$249.04
				SAN FRANCISCO PD	\$674.49



State of California
ASSET FORFEITURE REPORT - 2010

Table 3

Admin Number	Docket Number	Amount Forfeited	Date Disbursed	Recipient	Amount Disbursed
09-233		\$742.00	2/25/2010	CDA DA OFFICE GENERAL FUND SAN FRANCISCO PD	\$7.33 \$82.52 \$175.86 \$476.29
09-235		\$760.00	2/25/2010	CDA DA OFFICE GENERAL FUND SAN FRANCISCO PD	\$7.51 \$84.32 \$180.18 \$487.99
09-242		\$639.00	2/25/2010	CDA DA OFFICE GENERAL FUND SAN FRANCISCO PD	\$6.30 \$72.22 \$151.14 \$409.34
09-243		\$615.00	2/25/2010	CDA DA OFFICE GENERAL FUND SAN FRANCISCO PD	\$6.06 \$69.82 \$145.38 \$393.74
09-248		\$15,018.00	2/25/2010	CDA DA OFFICE GENERAL FUND SAN FRANCISCO PD	\$150.09 \$1,510.12 \$3,602.10 \$9,755.69
09-253		\$1,555.00	2/25/2010	CDA DA OFFICE GENERAL FUND SAN FRANCISCO PD	\$15.46 \$163.82 \$370.98 \$1,004.74
09-254		\$690.00	2/25/2010	CDA DA OFFICE GENERAL FUND SAN FRANCISCO PD	\$6.81 \$77.32 \$163.38 \$442.49
09-257		\$1,727.00	2/25/2010	CDA DA OFFICE GENERAL FUND SAN FRANCISCO PD	\$17.18 \$181.02 \$412.26 \$1,116.54
09-259		\$3,000.00	2/25/2010	CDA DA OFFICE GENERAL FUND SAN FRANCISCO PD	\$29.91 \$308.32 \$717.78 \$1,943.99
10-004		\$278.01	9/29/2010	CDA	\$2.69



State of California
ASSET FORFEITURE REPORT - 2010

Table 3

Admin Number	Docket Number	Amount Forfeited	Date Disbursed	Recipient	Amount Disbursed
				DA OFFICE	\$36.20
				GENERAL FUND	\$64.48
				SAN FRANCISCO PD	\$174.64
10-009		\$910.00	9/29/2010		
				CDA A	\$9.01
				DA OFFICE	\$99.39
				GENERAL FUND	\$216.16
				SAN FRANCISCO PD	\$585.44
10-016		\$2,718.00	9/29/2010		
				CDA A	\$27.06
				DA OFFICE	\$282.97
				GENERAL FUND	\$649.34
				SAN FRANCISCO PD	\$1,758.63
10-047		\$769.00	11/23/2010		
				CDA A	\$7.60
				DA OFFICE	\$85.29
				GENERAL FUND	\$182.32
				SAN FRANCISCO PD	\$493.79
10-062		\$588.00	9/29/2010		
				CDA A	\$5.78
				DA OFFICE	\$67.76
				GENERAL FUND	\$138.73
				SAN FRANCISCO PD	\$375.73
10-063		\$512.00	9/29/2010		
				CDA A	\$5.02
				DA OFFICE	\$60.16
				GENERAL FUND	\$120.49
				SAN FRANCISCO PD	\$326.33
10-066		\$576.00	9/29/2010		
				CDA A	\$5.69
				DA OFFICE	\$63.58
				GENERAL FUND	\$136.65
				SAN FRANCISCO PD	\$370.08
10-068		\$846.00	9/29/2010		
				CDA A	\$8.36
				DA OFFICE	\$93.56
				GENERAL FUND	\$200.65
				SAN FRANCISCO PD	\$543.43
10-070		\$19,974.00	10/28/2010		
				CDA A	\$199.64
				CHP	\$11,030.13
				DA OFFICE	\$2,006.37
				GENERAL FUND	\$4,791.37
				SAN FRANCISCO PD	\$1,946.49
10-071		\$792.00	10/28/2010		
				CDA A	\$7.82
				DA OFFICE	\$88.16



State of California
ASSET FORFEITURE REPORT - 2010

Table 3

Admin Number	Docket Number	Amount Forfeited	Date Disbursed	Recipient	Amount Disbursed
				GENERAL FUND	\$187.69
				SAN FRANCISCO PD	\$508.33
10-075		\$1,150.00	9/29/2010		
				CDA A	\$11.40
				DA OFFICE	\$123.96
				GENERAL FUND	\$273.61
				SAN FRANCISCO PD	\$741.03
10-076		\$9,787.79	9/29/2010		
				CDA A	\$97.78
				DA OFFICE	\$987.74
				GENERAL FUND	\$2,346.68
				SAN FRANCISCO PD	\$6,355.59
10-078		\$999.00	9/29/2010		
				CDA A	\$9.89
				DA OFFICE	\$108.86
				GENERAL FUND	\$237.37
				SAN FRANCISCO PD	\$642.88
10-080		\$754.00	9/29/2010		
				CDA A	\$7.44
				DA OFFICE	\$84.36
				GENERAL FUND	\$178.57
				SAN FRANCISCO PD	\$483.63
10-085		\$1,150.00	10/28/2010		
				CDA A	\$11.41
				DA OFFICE	\$123.47
				GENERAL FUND	\$273.74
				SAN FRANCISCO PD	\$741.38
10-086		\$808.00	10/28/2010		
				CDA A	\$8.08
				DA OFFICE	\$80.80
				GENERAL FUND	\$193.92
				SAN FRANCISCO PD	\$525.20
10-088		\$2,890.00	10/28/2010		
				CDA A	\$28.81
				DA OFFICE	\$297.47
				GENERAL FUND	\$691.34
				SAN FRANCISCO PD	\$1,872.38
10-089		\$1,004.00	10/28/2010		
				CDA A	\$9.91
				DA OFFICE	\$111.70
				GENERAL FUND	\$237.95
				SAN FRANCISCO PD	\$644.44
10-090		\$11,843.00	10/28/2010		
				CDA A	\$118.30
				DA OFFICE	\$1,195.60
				GENERAL FUND	\$2,839.31
				SAN FRANCISCO PD	\$7,689.79



State of California
ASSET FORFEITURE REPORT - 2010

Table 3

Admin Number	Docket Number	Amount Forfeited	Date Disbursed	Recipient	Amount Disbursed
10-091		\$1,894.00	10/28/2010	CDA DA OFFICE GENERAL FUND SAN FRANCISCO PD	\$18.81 \$200.70 \$451.55 \$1,222.94
10-092		\$3,682.00	10/28/2010	CDA DA OFFICE GENERAL FUND SAN FRANCISCO PD	\$36.73 \$376.67 \$881.42 \$2,387.18
10-093		\$406.00	10/28/2010	CDA DA OFFICE GENERAL FUND SAN FRANCISCO PD	\$3.93 \$51.90 \$94.43 \$255.74
10-094		\$756.00	10/28/2010	CDA DA OFFICE GENERAL FUND SAN FRANCISCO PD	\$7.47 \$84.07 \$179.18 \$485.28
10-095		\$1,065.00	10/28/2010	CDA DA OFFICE GENERAL FUND SAN FRANCISCO PD	\$10.56 \$114.94 \$253.34 \$686.16
10-096		\$5,500.00	10/28/2010	CDA DA OFFICE GENERAL FUND SAN FRANCISCO PD	\$54.91 \$558.47 \$1,317.74 \$3,568.88
10-097		\$1,211.00	10/28/2010	CDA DA OFFICE GENERAL FUND SAN FRANCISCO PD	\$12.02 \$129.57 \$288.38 \$781.03
10-099		\$1,356.00	10/28/2010	CDA DA OFFICE GENERAL FUND SAN FRANCISCO PD	\$13.43 \$146.90 \$322.43 \$873.24
10-101		\$610.00	10/28/2010	CDA DA OFFICE GENERAL FUND SAN FRANCISCO PD	\$6.01 \$69.47 \$144.14 \$390.38
10-103		\$1,232.00	10/28/2010	CDA	\$12.23



State of California
ASSET FORFEITURE REPORT - 2010

Table 3

Admin Number	Docket Number	Amount Forfeited	Date Disbursed	Recipient	Amount Disbursed
				DA OFFICE	\$131.67
				GENERAL FUND	\$293.42
				SAN FRANCISCO PD	\$794.68
10-105		\$1,192.00	10/28/2010		
				CDA A	\$11.83
				DA OFFICE	\$127.67
				GENERAL FUND	\$283.82
				SAN FRANCISCO PD	\$768.68
10-106		\$511.00	10/28/2010		
				CDA A	\$5.02
				DA OFFICE	\$59.57
				GENERAL FUND	\$120.38
				SAN FRANCISCO PD	\$326.03
10-109		\$767.00	10/28/2010		
				CDA A	\$7.58
				DA OFFICE	\$85.17
				GENERAL FUND	\$181.82
				SAN FRANCISCO PD	\$492.43
10-113		\$500.00	10/28/2010		
				CDA A	\$4.91
				DA OFFICE	\$58.47
				GENERAL FUND	\$117.74
				SAN FRANCISCO PD	\$318.88
10-114		\$242.00	10/28/2010		
				CDA A	\$2.29
				DA OFFICE	\$35.50
				GENERAL FUND	\$55.07
				SAN FRANCISCO PD	\$149.14
10-116		\$1,150.00	10/28/2010		
				CDA A	\$11.41
				DA OFFICE	\$123.48
				GENERAL FUND	\$273.74
				SAN FRANCISCO PD	\$426.28
					\$315.09
10-118		\$1,019.00	11/23/2010		
				CDA A	\$10.10
				DA OFFICE	\$110.43
				GENERAL FUND	\$242.28
				SAN FRANCISCO PD	\$656.19
10-120		\$1,100.25	11/23/2010		
				CDA A	\$10.91
				DA OFFICE	\$118.56
				GENERAL FUND	\$261.78
				SAN FRANCISCO PD	\$709.00
10-121		\$1,005.00	11/23/2010		
				CDA A	\$9.96
				DA OFFICE	\$109.03



State of California
ASSET FORFEITURE REPORT - 2010

Table 3

Admin Number	Docket Number	Amount Forfeited	Date Disbursed	Recipient	Amount Disbursed
				GENERAL FUND	\$238.92
				SAN FRANCISCO PD	\$647.09
10-122		\$865.00	11/23/2010		
				CDA A	\$8.56
				DA OFFICE	\$95.03
				GENERAL FUND	\$205.32
				SAN FRANCISCO PD	\$556.09
10-126		\$500.00	11/23/2010		
				CDA A	\$4.91
				DA OFFICE	\$58.53
				GENERAL FUND	\$117.72
				SAN FRANCISCO PD	\$318.84
10-130		\$520.00	11/23/2010		
				CDA A	\$5.11
				DA OFFICE	\$60.53
				GENERAL FUND	\$122.52
				SAN FRANCISCO PD	\$331.84
10-132		\$504.00	11/23/2010		
				CDA A	\$4.95
				DA OFFICE	\$58.93
				GENERAL FUND	\$118.68
				SAN FRANCISCO PD	\$321.44
10-134		\$737.00	11/23/2010		
				CDA A	\$7.28
				DA OFFICE	\$82.23
				GENERAL FUND	\$174.60
				SAN FRANCISCO PD	\$472.89
10-135		\$500.00	11/23/2010		
				CDA A	\$4.91
				DA OFFICE	\$58.53
				GENERAL FUND	\$117.72
				SAN FRANCISCO PD	\$318.84
10-137		\$954.00	11/23/2010		
				CDA A	\$9.45
				DA OFFICE	\$103.93
				GENERAL FUND	\$226.68
				SAN FRANCISCO PD	\$613.94
10-141		\$2,173.00	11/23/2010		
				CDA A	\$21.64
				DA OFFICE	\$225.83
				GENERAL FUND	\$519.24
				SAN FRANCISCO PD	\$1,406.29
10-144		\$563.00	11/23/2010		
				CDA A	\$5.54
				DA OFFICE	\$64.83
				GENERAL FUND	\$132.84
				SAN FRANCISCO PD	\$359.79



State of California
ASSET FORFEITURE REPORT - 2010

Table 3

Admin Number	Docket Number	Amount Forfeited	Date Disbursed	Recipient	Amount Disbursed
10-148		\$768.00	11/23/2010	CDA DA OFFICE GENERAL FUND SAN FRANCISCO PD	\$7.59 \$85.33 \$182.04 \$493.04
10-149		\$1,125.00	11/23/2010	CDA DA OFFICE GENERAL FUND SAN FRANCISCO PD	\$11.12 \$123.88 \$266.97 \$723.03
10-150		\$2,764.00	11/23/2010	CDA DA OFFICE GENERAL FUND SAN FRANCISCO PD	\$27.55 \$284.93 \$661.08 \$1,790.44
10-153		\$853.00	12/23/2010	CDA DA OFFICE GENERAL FUND SAN FRANCISCO PD	\$8.44 \$93.33 \$202.58 \$548.65
10-156		\$4,399.00	12/23/2010	CDA DA OFFICE GENERAL FUND SAN FRANCISCO PD	\$43.87 \$450.61 \$1,052.90 \$2,851.62
10-158		\$1,444.00	12/23/2010	CDA DA OFFICE GENERAL FUND SAN FRANCISCO PD	\$14.35 \$152.43 \$344.42 \$932.80
10-159		\$1,067.00	12/23/2010	CDA DA OFFICE GENERAL FUND SAN FRANCISCO PD	\$10.55 \$117.41 \$253.22 \$685.82
10-160		\$6,105.00	12/23/2010	CDA DA OFFICE GENERAL FUND SAN FRANCISCO PD	\$60.96 \$618.53 \$1,463.06 \$3,962.45
10-161		\$552.00	12/23/2010	CDA DA OFFICE GENERAL FUND SAN FRANCISCO PD	\$5.43 \$63.23 \$130.34 \$353.00
10-162		\$627.00	12/23/2010	CDA	\$6.18



State of California
ASSET FORFEITURE REPORT - 2010

Table 3

Admin Number	Docket Number	Amount Forfeited	Date Disbursed	Recipient	Amount Disbursed
				DA OFFICE	\$70.73
				GENERAL FUND	\$148.34
				SAN FRANCISCO PD	\$401.75
10-166		\$665.00	12/23/2010		
				CDA A	\$6.56
				DA OFFICE	\$74.53
				GENERAL FUND	\$157.46
				SAN FRANCISCO PD	\$426.45
10-167		\$740.00	12/23/2010		
				CDA A	\$7.31
				DA OFFICE	\$82.03
				GENERAL FUND	\$175.46
				SAN FRANCISCO PD	\$475.20
10-171		\$1,373.86	12/23/2010		
				CDA A	\$13.65
				DA OFFICE	\$145.43
				GENERAL FUND	\$327.58
				SAN FRANCISCO PD	\$887.20
10-172		\$1,929.00	12/23/2010		
				CDA A	\$19.20
				DA OFFICE	\$200.93
				GENERAL FUND	\$460.82
				SAN FRANCISCO PD	\$1,248.05
10-173		\$1,123.00	12/23/2010		
				CDA A	\$11.14
				DA OFFICE	\$120.33
				GENERAL FUND	\$267.38
				SAN FRANCISCO PD	\$724.15
10-176		\$563.00	12/23/2010		
				CDA A	\$5.54
				DA OFFICE	\$64.33
				GENERAL FUND	\$132.98
				SAN FRANCISCO PD	\$360.15
10-177		\$588.00	12/23/2010		
				CDA A	\$5.79
				DA OFFICE	\$66.83
				GENERAL FUND	\$138.98
				SAN FRANCISCO PD	\$376.40
10-183		\$5,550.00	12/23/2010		
				CDA A	\$55.41
				DA OFFICE	\$563.03
				GENERAL FUND	\$1,329.86
				SAN FRANCISCO PD	\$3,601.70
10-184		\$4,123.00	12/23/2010		
				CDA A	\$41.14
				DA OFFICE	\$420.33
				GENERAL FUND	\$987.38



State of California
ASSET FORFEITURE REPORT - 2010

Table 3

Admin Number	Docket Number	Amount Forfeited	Date Disbursed	Recipient	Amount Disbursed
10-186		\$1,408.00	12/23/2010	SAN FRANCISCO PD	\$2,674.15
				CDA	\$13.99
				DA OFFICE	\$148.83
				GENERAL FUND	\$335.78
10-189		\$5,705.00	12/23/2010	SAN FRANCISCO PD	\$909.40
				CDA	\$56.93
				DA OFFICE	\$581.21
				GENERAL FUND	\$1,366.34
10-191		\$591.64	12/23/2010	SAN FRANCISCO PD	\$3,700.52
				CDA	\$5.80
				DA OFFICE	\$69.87
				GENERAL FUND	\$139.14
				SAN FRANCISCO PD	\$376.83
SAN FRANCISCO					\$391,642.81



State of California
ASSET FORFEITURE REPORT - 2010

Table 3

Admin Number	Docket Number	Amount Forfeited	Date Disbursed	Recipient	Amount Disbursed
SAN JOAQUIN					
AF00-0069	2000-6659	\$149.51	4/26/2010	15% - 11489	\$14.58
				CDAA	\$1.50
				DA OFFICE	\$14.95
				GENERAL FUND	\$35.88
				LODI PD	\$82.60
AF03-0017	2003-09170	\$1,281.10	4/26/2010	15% - 11489	\$124.91
				CDAA	\$12.81
				DA OFFICE	\$128.11
				GENERAL FUND	\$307.46
				MANTECA PD	\$707.81
AF03-0025	2003-1681	\$786.09	5/25/2010	15% - 11489	\$76.64
				CDAA	\$7.86
				DA OFFICE	\$78.62
				GENERAL FUND	\$188.66
				TRACY PD	\$434.31
AF05-0015	2005-7664	\$1,289.60	4/26/2010	15% - 11489	\$125.74
				CDAA	\$12.90
				DA OFFICE	\$128.96
				GENERAL FUND	\$309.50
				STOCKTON PD	\$712.50
AF05-0064	2005-5548	\$8,331.48	4/26/2010	15% - 11489	\$812.32
				CDAA	\$83.31
				DA OFFICE	\$833.15
				GENERAL FUND	\$1,999.56
				TRACY PD	\$4,603.14
AF07-0032	2007-17985	\$3,587.64	6/23/2010	15% - 11489	\$349.79
				CDAA	\$35.88
				DA OFFICE	\$358.77
				GENERAL FUND	\$861.03
				STOCKTON PD	\$1,982.17
AF08-0006	2007-66456	\$364.33	4/26/2010	15% - 11489	\$35.52
				CDAA	\$3.64
				DA OFFICE	\$36.44
				GENERAL FUND	\$87.44
				STOCKTON PD	\$201.29
AF08-0007	2008-06305	\$2,035.30	10/14/2010	15% - 11489	\$198.45
				CDAA	\$20.35
				DA OFFICE	\$203.53



State of California
ASSET FORFEITURE REPORT - 2010

Table 3

Admin Number	Docket Number	Amount Forfeited	Date Disbursed	Recipient	Amount Disbursed
				GENERAL FUND	\$488.47
				STOCKTON PD	\$1,124.50
AF08-0034	2008-03428	\$233.60	4/26/2010	15% - 11489	\$22.78
				CDA A	\$2.34
				DA OFFICE	\$23.36
				GENERAL FUND	\$56.06
				LODI PD	\$129.06
AF08-0049	2008-01185	\$3,515.62	8/31/2010	15% - 11489	\$342.77
				CDA A	\$35.16
				DA OFFICE	\$351.56
				DUBLIN PD	\$1,942.38
				GENERAL FUND	\$843.75
AF08-0110	2008-55629	\$1,446.63	4/26/2010	15% - 11489	\$141.05
				CDA A	\$14.47
				DA OFFICE	\$144.66
				GENERAL FUND	\$347.19
				STOCKTON PD	\$799.26
AF08-0111	2008-55826	\$583.86	4/26/2010	15% - 11489	\$56.93
				CDA A	\$5.84
				DA OFFICE	\$58.38
				GENERAL FUND	\$140.13
				STOCKTON PD	\$322.58
AF08-0122	2008-11406	\$1,936.73	4/26/2010	15% - 11489	\$188.83
				CDA A	\$19.37
				DA OFFICE	\$193.67
				GENERAL FUND	\$464.82
				LODI PD	\$1,070.04
AF08-0128	2008-59675	\$902.40	4/26/2010	15% - 11489	\$87.98
				CDA A	\$9.02
				DA OFFICE	\$90.24
				GENERAL FUND	\$216.58
				STOCKTON PD	\$498.58
AF08-0133	2008-11640	\$622.07	4/26/2010	15% - 11489	\$60.75
				CDA A	\$6.22
				DA OFFICE	\$62.11
				GENERAL FUND	\$149.30
				TRACY PD	\$343.69
AF09-0006	2008-67715	\$4,275.13	4/26/2010	15% - 11489	\$416.83
				CDA A	\$42.75



State of California
ASSET FORFEITURE REPORT - 2010

Table 3

Admin Number	Docket Number	Amount Forfeited	Date Disbursed	Recipient	Amount Disbursed
				DA OFFICE	\$427.51
				GENERAL FUND	\$1,026.03
				STOCKTON PD	\$2,362.01
AF09-0013	2008-63890	\$107.63	5/25/2010		
				15% - 11489	\$10.49
				CDA A	\$1.08
				DA OFFICE	\$10.76
				GENERAL FUND	\$25.83
				STOCKTON PD	\$59.47
AF09-0026	2009-2339	\$3,060.94	9/29/2010		
				15% - 11489	\$298.44
				CDA A	\$30.61
				DA OFFICE	\$306.09
				GENERAL FUND	\$734.63
				STOCKTON PD	\$1,691.17
AF09-0031	2009-7361	\$490.65	4/21/2010		
				15% - 11489	\$47.84
				CDA A	\$4.91
				DA OFFICE	\$49.06
				GENERAL FUND	\$117.76
				STOCKTON PD	\$271.08
AF09-0034	2009-7303	\$829.44	4/26/2010		
				15% - 11489	\$80.87
				CDA A	\$8.29
				DA OFFICE	\$82.94
				GENERAL FUND	\$199.07
				STOCKTON PD	\$458.27
AF09-0041	2009-5916	\$1,300.63	5/25/2010		
				15% - 11489	\$126.81
				CDA A	\$13.01
				DA OFFICE	\$130.06
				GENERAL FUND	\$312.15
				MANTECA PD	\$718.60
AF09-0043	2008-32315	\$424.42	4/26/2010		
				15% - 11489	\$41.38
				CDA A	\$4.24
				DA OFFICE	\$42.45
				GENERAL FUND	\$101.86
				MANTECA PD	\$234.49
AF09-0046	2009-0731	\$1,572.76	4/26/2010		
				15% - 11489	\$153.34
				CDA A	\$15.73
				DA OFFICE	\$157.28
				GENERAL FUND	\$377.46
				TRACY PD	\$868.95
AF09-0050	2009-7303	\$1,432.04	4/26/2010		
				15% - 11489	\$139.62



State of California
ASSET FORFEITURE REPORT - 2010

Table 3

Admin Number	Docket Number	Amount Forfeited	Date Disbursed	Recipient	Amount Disbursed
				CDAA	\$14.32
				DA OFFICE	\$143.21
				GENERAL FUND	\$343.69
				STOCKTON PD	\$791.20
AF09-0051	2008-11560	\$6,200.87	11/2/2010		
				15% - 11489	\$604.58
				CDAA	\$62.01
				DA OFFICE	\$620.09
				GENERAL FUND	\$1,488.21
				TRACY PD	\$3,425.98
AF09-0056	2009-12464	\$294.91	10/14/2010		
				15% - 11489	\$28.75
				CDAA	\$2.95
				DA OFFICE	\$29.49
				GENERAL FUND	\$70.78
				STOCKTON PD	\$162.94
AF09-0062	2009-30403	\$2,326.90	12/28/2010		
				AMADOR CO SO	\$1,512.49
				CDAA	\$23.27
				DA OFFICE	\$232.68
				GENERAL FUND	\$558.46
AF09-0063	2009-2445	\$287.78	5/25/2010		
				15% - 11489	\$28.06
				CDAA	\$2.88
				DA OFFICE	\$28.77
				GENERAL FUND	\$69.07
				TRACY PD	\$159.00
AF09-0068	2009-4229	\$567.47	10/21/2010		
				15% - 11489	\$55.33
				CDAA	\$5.67
				DA OFFICE	\$56.75
				GENERAL FUND	\$136.19
				LODI PD	\$313.53
AF09-0077	2009-4785	\$840.23	5/25/2010		
				15% - 11489	\$81.92
				CDAA	\$8.40
				DA OFFICE	\$84.02
				GENERAL FUND	\$201.66
				LODI PD	\$464.23
AF09-0080	2009-33847	\$483.63	4/26/2010		
				15% - 11489	\$47.15
				CDAA	\$4.84
				DA OFFICE	\$48.36
				GENERAL FUND	\$116.07
				STOCKTON PD	\$267.21
AF09-0081	2009-27464	\$892.54	4/26/2010		
				15% - 11489	\$87.02



State of California
ASSET FORFEITURE REPORT - 2010

Table 3

Admin Number	Docket Number	Amount Forfeited	Date Disbursed	Recipient	Amount Disbursed
				CDAA	\$8.93
				DA OFFICE	\$89.25
				GENERAL FUND	\$214.21
				STOCKTON PD	\$493.13
AF09-0082	2009-30922	\$24,985.17	10/21/2010		
				15% - 11489	\$2,436.05
				CDAA	\$249.85
				DA OFFICE	\$2,498.52
				GENERAL FUND	\$5,996.44
				STOCKTON PD	\$13,804.31
AF09-0083	2009-31907	\$679.33	4/26/2010		
				15% - 11489	\$66.23
				CDAA	\$6.79
				DA OFFICE	\$67.94
				GENERAL FUND	\$163.04
				STOCKTON PD	\$375.33
AF09-0084	2009-29603	\$376.48	4/26/2010		
				15% - 11489	\$36.71
				CDAA	\$3.76
				DA OFFICE	\$37.64
				GENERAL FUND	\$90.36
				STOCKTON PD	\$208.01
AF09-0085	2009-31327	\$743.84	4/26/2010		
				15% - 11489	\$72.52
				CDAA	\$7.44
				DA OFFICE	\$74.39
				GENERAL FUND	\$178.52
				STOCKTON PD	\$410.97
AF09-0086	2009-32353	\$576.56	4/26/2010		
				15% - 11489	\$56.21
				CDAA	\$5.77
				DA OFFICE	\$57.66
				GENERAL FUND	\$138.37
				STOCKTON PD	\$318.55
AF09-0087	2009-32283	\$796.97	4/26/2010		
				15% - 11489	\$77.70
				CDAA	\$7.97
				DA OFFICE	\$79.70
				GENERAL FUND	\$191.27
				STOCKTON PD	\$440.33
AF09-0090	2009-6491	\$631.72	4/26/2010		
				15% - 11489	\$61.59
				CDAA	\$6.32
				DA OFFICE	\$63.17
				GENERAL FUND	\$151.61
				TRACY PD	\$349.03



State of California
ASSET FORFEITURE REPORT - 2010

Table 3

Admin Number	Docket Number	Amount Forfeited	Date Disbursed	Recipient	Amount Disbursed
AF09-0091	2009-6997	\$2,209.70	4/26/2010	15% - 11489	\$215.45
				CDA	\$22.10
				DA OFFICE	\$220.96
				GENERAL FUND	\$530.33
				TRACY PD	\$1,220.86
AF09-0092	2009-6542	\$2,052.94	4/26/2010	15% - 11489	\$200.16
				CDA	\$20.53
				DA OFFICE	\$205.29
				GENERAL FUND	\$492.71
				TRACY PD	\$1,134.25
AF09-0093	2009-7619	\$4,563.26	4/26/2010	15% - 11489	\$444.92
				CDA	\$45.63
				DA OFFICE	\$456.33
				GENERAL FUND	\$1,095.18
				TRACY PD	\$2,521.20
AF09-0094	2009-265	\$697.94	4/20/2010	15% - 11489	\$68.05
				CDA	\$6.98
				CHP	\$385.61
				DA OFFICE	\$69.79
				GENERAL FUND	\$167.51
AF09-0095	2009-17446	\$295.92	4/20/2010	15% - 11489	\$28.85
				CDA	\$2.96
				CHP	\$163.50
				DA OFFICE	\$29.59
				GENERAL FUND	\$71.02
AF09-0096	2009-22973	\$3,047.07	4/26/2010	15% - 11489	\$297.09
				CDA	\$30.47
				DA OFFICE	\$304.70
				GENERAL FUND	\$731.30
				SAN JOAQUIN CO SO	\$1,683.51
AF09-0097	2009-8209	\$512.40	5/25/2010	15% - 11489	\$49.96
				CDA	\$5.12
				DA OFFICE	\$51.24
				GENERAL FUND	\$122.98
				LODI PD	\$283.10
AF09-0098	2009-5677	\$890.67	5/25/2010	15% - 11489	\$86.84
				CDA	\$8.91
				DA OFFICE	\$89.06
				GENERAL FUND	\$213.76



State of California
ASSET FORFEITURE REPORT - 2010

Table 3

Admin Number	Docket Number	Amount Forfeited	Date Disbursed	Recipient	Amount Disbursed
AF09-0099	2009-29566	\$2,301.16	5/27/2010	TRACY PD	\$492.10
				15% - 11489	\$224.36
				CDAA	\$23.01
				DA OFFICE	\$230.12
				GENERAL FUND	\$552.28
				SAN JOAQUIN CO SO	\$1,271.39
AF09-0100	2009-49640	\$953.24	5/25/2010	15% - 11489	\$92.94
				CDAA	\$9.53
				DA OFFICE	\$95.32
				GENERAL FUND	\$228.78
				STOCKTON PD	\$526.67
AF09-0101	2009-50402	\$466.72	5/25/2010	15% - 11489	\$45.51
				CDAA	\$4.67
				DA OFFICE	\$46.67
				GENERAL FUND	\$112.01
				STOCKTON PD	\$257.86
AF09-0103	2009-42094	\$326.53	5/25/2010	15% - 11489	\$31.84
				CDAA	\$3.27
				DA OFFICE	\$32.64
				GENERAL FUND	\$78.37
				STOCKTON PD	\$180.41
AF09-0104	2009-48798	\$1,869.60	5/25/2010	15% - 11489	\$182.29
				CDAA	\$18.70
				DA OFFICE	\$186.96
				GENERAL FUND	\$448.70
				STOCKTON PD	\$1,032.95
AF09-0105	2009-40835	\$3,156.00	5/25/2010	15% - 11489	\$307.71
				CDAA	\$31.56
				DA OFFICE	\$315.60
				GENERAL FUND	\$757.44
				STOCKTON PD	\$1,743.69
AF09-0106	2009-34938	\$394.56	5/25/2010	15% - 11489	\$38.47
				CDAA	\$3.95
				DA OFFICE	\$39.46
				GENERAL FUND	\$94.69
				STOCKTON PD	\$217.99
AF09-0108	2009-36691	\$394.56	5/25/2010	15% - 11489	\$38.47
				CDAA	\$3.95
				DA OFFICE	\$39.46



State of California
ASSET FORFEITURE REPORT - 2010

Table 3

Admin Number	Docket Number	Amount Forfeited	Date Disbursed	Recipient	Amount Disbursed
				GENERAL FUND	\$94.69
				STOCKTON PD	\$217.99
AF09-0109	2009-44178	\$319.32	5/25/2010	15% - 11489	\$31.13
				CDA A	\$3.19
				DA OFFICE	\$31.94
				GENERAL FUND	\$76.64
				STOCKTON PD	\$176.42
AF09-0113	2009-10500	\$5,590.84	5/25/2010	15% - 11489	\$545.11
				CDA A	\$55.91
				DA OFFICE	\$559.08
				GENERAL FUND	\$1,341.80
				TRACY PD	\$3,088.94
AF09-0114	2009-8597	\$606.85	5/25/2010	15% - 11489	\$59.17
				CDA A	\$6.07
				DA OFFICE	\$60.69
				GENERAL FUND	\$145.64
				TRACY PD	\$335.28
AF09-0116	2009-9840	\$333.67	11/2/2010	15% - 11489	\$32.53
				CDA A	\$3.34
				DA OFFICE	\$33.37
				GENERAL FUND	\$80.08
				TRACY PD	\$184.35
AF09-0118	2009-11041	\$1,703.47	5/25/2010	15% - 11489	\$166.09
				CDA A	\$17.03
				DA OFFICE	\$170.35
				GENERAL FUND	\$408.83
				LODI PD	\$941.17
AF09-0119	2009-10837	\$1,377.56	5/25/2010	15% - 11489	\$134.31
				CDA A	\$13.78
				DA OFFICE	\$137.76
				GENERAL FUND	\$330.61
				LODI PD	\$761.10
AF10-0002	2009-32611	\$652.76	5/25/2010	15% - 11489	\$63.64
				CDA A	\$6.53
				DA OFFICE	\$65.38
				GENERAL FUND	\$156.56
				STOCKTON PD	\$360.65
AF10-0003	2009-29164	\$1,515.46	5/25/2010	15% - 11489	\$147.76
				CDA A	\$15.15



State of California
ASSET FORFEITURE REPORT - 2010

Table 3

Admin Number	Docket Number	Amount Forfeited	Date Disbursed	Recipient	Amount Disbursed
				DA OFFICE	\$151.55
				GENERAL FUND	\$363.71
				STOCKTON PD	\$837.29
AF10-0004	2009-55597	\$7,362.77	5/25/2010		
				15% - 11489	\$717.87
				CDA A	\$73.63
				DA OFFICE	\$736.28
				GENERAL FUND	\$1,767.06
				STOCKTON PD	\$4,067.93
AF10-0005	2009-58188	\$1,166.53	9/29/2010		
				15% - 11489	\$113.74
				CDA A	\$11.67
				DA OFFICE	\$116.64
				GENERAL FUND	\$279.97
				STOCKTON PD	\$644.51
AF10-0006	2009-35908	\$3,939.26	5/27/2010		
				15% - 11489	\$384.08
				CDA A	\$39.39
				DA OFFICE	\$393.93
				GENERAL FUND	\$945.42
				TF SAN JOAQUIN CO NTF	\$2,176.44
AF10-0007	2010-670	\$501.27	10/21/2010		
				15% - 11489	\$48.87
				CDA A	\$5.01
				DA OFFICE	\$50.14
				GENERAL FUND	\$120.30
				LODI PD	\$276.95
AF10-0010	2010-1818	\$600.19	9/29/2010		
				15% - 11489	\$58.52
				CDA A	\$6.00
				DA OFFICE	\$60.02
				GENERAL FUND	\$144.05
				STOCKTON PD	\$331.60
AF10-0011	2009-54810	\$1,039.17	9/29/2010		
				15% - 11489	\$101.32
				CDA A	\$10.39
				DA OFFICE	\$103.92
				GENERAL FUND	\$249.40
				STOCKTON PD	\$574.14
AF10-0012	2010-2580	\$2,178.30	9/29/2010		
				15% - 11489	\$212.38
				CDA A	\$21.78
				DA OFFICE	\$217.84
				GENERAL FUND	\$522.79
				STOCKTON PD	\$1,203.51
AF10-0013	2010-4658	\$454.53	9/29/2010		
				15% - 11489	\$44.32



State of California
ASSET FORFEITURE REPORT - 2010

Table 3

Admin Number	Docket Number	Amount Forfeited	Date Disbursed	Recipient	Amount Disbursed
				CDAA	\$4.55
				DA OFFICE	\$45.44
				GENERAL FUND	\$109.09
				STOCKTON PD	\$251.13
AF10-0015	2010-3598	\$516.81	9/29/2010		
				15% - 11489	\$50.39
				CDAA	\$5.17
				DA OFFICE	\$51.68
				GENERAL FUND	\$124.03
				STOCKTON PD	\$285.54
AF10-0016	2010-3990	\$560.01	9/29/2010		
				15% - 11489	\$54.60
				CDAA	\$5.60
				DA OFFICE	\$56.00
				GENERAL FUND	\$134.40
				STOCKTON PD	\$309.41
AF10-0018	2010-7146	\$621.60	11/2/2010		
				15% - 11489	\$60.61
				CDAA	\$6.22
				DA OFFICE	\$62.16
				GENERAL FUND	\$149.18
				TF SAN JOAQUIN CO NTF	\$343.43
AF10-0020	2010-5343	\$1,926.53	9/29/2010		
				15% - 11489	\$187.84
				CDAA	\$19.27
				DA OFFICE	\$192.64
				GENERAL FUND	\$462.37
				MANTECA PD	\$1,064.41
AF10-0021	2010-593	\$4,029.29	11/2/2010		
				15% - 11489	\$392.86
				CDAA	\$40.29
				DA OFFICE	\$402.93
				GENERAL FUND	\$967.03
				TRACY PD	\$2,226.18
AF10-0022	2009-10839	\$1,946.60	11/2/2010		
				15% - 11489	\$189.79
				CDAA	\$19.47
				DA OFFICE	\$194.66
				GENERAL FUND	\$467.18
				TRACY PD	\$1,075.50
AF10-0023	2010-750	\$343.69	11/2/2010		
				15% - 11489	\$33.51
				CDAA	\$3.44
				DA OFFICE	\$34.36
				GENERAL FUND	\$82.49
				TRACY PD	\$189.89



State of California
ASSET FORFEITURE REPORT - 2010

Table 3

Admin Number	Docket Number	Amount Forfeited	Date Disbursed	Recipient	Amount Disbursed
AF10-0026	2010-2099	\$2,877.03	10/21/2010	15% - 11489	\$280.51
				CDA A	\$28.77
				DA OFFICE	\$287.70
				GENERAL FUND	\$690.49
				LODI PD	\$1,589.56
AF10-0027	2010-8487	\$10,360.70	11/2/2010	15% - 11489	\$1,010.17
				CDA A	\$103.61
				DA OFFICE	\$1,036.06
				GENERAL FUND	\$2,486.57
				TF SAN JOAQUIN CO NTF	\$5,724.29
AF10-0030	2010-6194	\$1,276.08	9/29/2010	15% - 11489	\$124.42
				CDA A	\$12.76
				DA OFFICE	\$127.61
				GENERAL FUND	\$306.26
				STOCKTON PD	\$705.03
AF10-0031	2010-8258	\$4,108.73	9/29/2010	15% - 11489	\$400.60
				CDA A	\$41.09
				DA OFFICE	\$410.87
				GENERAL FUND	\$986.10
				STOCKTON PD	\$2,270.07
AF10-0033	2010-15473	\$2,735.05	9/29/2010	15% - 11489	\$266.67
				CDA A	\$27.35
				DA OFFICE	\$273.50
				GENERAL FUND	\$656.41
				STOCKTON PD	\$1,511.12
AF10-0034	2010-12269	\$828.55	9/29/2010	15% - 11489	\$80.78
				CDA A	\$8.29
				DA OFFICE	\$82.86
				GENERAL FUND	\$198.85
				STOCKTON PD	\$457.77
AF10-0035	2010-8138	\$1,772.77	9/29/2010	15% - 11489	\$172.85
				CDA A	\$17.73
				DA OFFICE	\$177.27
				GENERAL FUND	\$425.46
				STOCKTON PD	\$979.46
AF10-0036	2010-5700	\$2,438.04	9/29/2010	15% - 11489	\$237.71
				CDA A	\$24.38
				DA OFFICE	\$243.80
				GENERAL FUND	\$585.13



State of California
ASSET FORFEITURE REPORT - 2010

Table 3

Admin Number	Docket Number	Amount Forfeited	Date Disbursed	Recipient	Amount Disbursed
AF10-0038	2010-3192	\$19,768.58	10/21/2010	STOCKTON PD	\$1,347.02
				15% - 11489	\$1,927.44
				CDAA	\$197.69
				DA OFFICE	\$1,976.85
				GENERAL FUND	\$4,744.46
AF10-0040	2010-7308	\$19,207.51	9/29/2010	TRACY PD	\$10,922.14
				15% - 11489	\$1,872.73
				CDAA	\$192.08
				DA OFFICE	\$1,920.75
				GENERAL FUND	\$4,609.80
AF10-0041	2010-7231	\$287.79	9/29/2010	MANTECA PD	\$10,612.15
				15% - 11489	\$28.06
				CDAA	\$2.88
				DA OFFICE	\$28.78
				GENERAL FUND	\$69.07
AF10-0042	2010-12267	\$1,172.97	9/29/2010	MANTECA PD	\$159.00
				15% - 11489	\$114.36
				CDAA	\$11.73
				DA OFFICE	\$117.30
				GENERAL FUND	\$281.51
AF99-0071	1999-065	\$2,683.16	4/26/2010	MANTECA PD	\$648.07
				15% - 11489	\$261.61
				CDAA	\$26.83
				DA OFFICE	\$268.31
				GENERAL FUND	\$643.96
				TF SAN JOAQUIN CO NTF	\$1,482.45

SAN JOAQUIN

\$214,179.71



State of California
ASSET FORFEITURE REPORT - 2010

Table 3

Admin Number	Docket Number	Amount Forfeited	Date Disbursed	Recipient	Amount Disbursed
SAN LUIS OBISPO					
1050-018AF		\$2,257.00	4/12/2010	15% - 11489	\$220.06
				CDAA	\$22.57
				DA OFFICE	\$225.70
				GENERAL FUND	\$541.68
				SAN LUIS OBISPO CO SO	\$1,246.99
1050-043AF		\$1,130.00	10/18/2010	15% - 11489	\$110.17
				CDAA	\$11.30
				DA OFFICE	\$113.00
				GENERAL FUND	\$271.20
				SAN LUIS OBISPO CO SO	\$624.33
SL2009-00076		\$3,470.06	5/13/2010	15% - 11489	\$338.33
				CDAA	\$34.70
				DA OFFICE	\$347.01
				GENERAL FUND	\$832.81
				TF SAN LUIS OBISPO CO	\$1,917.21
SL2009-00080		\$2,767.60	3/4/2010	15% - 11489	\$269.84
				CDAA	\$27.68
				DA OFFICE	\$276.76
				GENERAL FUND	\$664.22
				TF SAN LUIS OBISPO CO	\$1,529.10
SL2009-00083		\$832.97	1/20/2010	15% - 11489	\$81.21
				CDAA	\$8.33
				DA OFFICE	\$83.30
				GENERAL FUND	\$199.91
				TF SAN LUIS OBISPO CO	\$460.22
SL2009-00085		\$395.24	12/29/2010	15% - 11489	\$38.54
				CDAA	\$3.95
				DA OFFICE	\$39.52
				GENERAL FUND	\$94.86
				TF SAN LUIS OBISPO CO	\$218.37
SL2010-00007		\$2,013.08	7/15/2010	15% - 11489	\$196.27
				CDAA	\$20.13
				DA OFFICE	\$201.31
				GENERAL FUND	\$483.14
				TF SAN LUIS OBISPO CO	\$1,112.23
SL2010-00010		\$1,069.93	4/15/2010	15% - 11489	\$104.32
				CDAA	\$10.70
				DA OFFICE	\$106.99



State of California
ASSET FORFEITURE REPORT - 2010

Table 3

Admin Number	Docket Number	Amount Forfeited	Date Disbursed	Recipient	Amount Disbursed
				GENERAL FUND	\$256.78
				TF SAN LUIS OBISPO CO	\$591.14
SL2010-00017		\$865.27	4/16/2010	15% - 11489	\$84.36
				CDA A	\$8.65
				DA OFFICE	\$86.54
				GENERAL FUND	\$207.66
				TF SAN LUIS OBISPO CO	\$478.06
SL2010-00025		\$1,521.73	8/25/2010	15% - 11489	\$148.37
				CDA A	\$15.22
				DA OFFICE	\$152.16
				GENERAL FUND	\$365.22
				TF SAN LUIS OBISPO CO	\$840.76
SL2010-00026		\$1,596.85	8/25/2010	15% - 11489	\$155.69
				CDA A	\$15.97
				DA OFFICE	\$159.69
				GENERAL FUND	\$383.24
				TF SAN LUIS OBISPO CO	\$882.26
SL2010-00049		\$1,588.57	12/8/2010	15% - 11489	\$154.89
				CDA A	\$15.89
				DA OFFICE	\$158.85
				GENERAL FUND	\$381.26
				TF SAN LUIS OBISPO CO	\$877.68
SL2010-00058		\$3,644.32	10/27/2010	15% - 11489	\$355.32
				CDA A	\$36.44
				DA OFFICE	\$364.43
				GENERAL FUND	\$874.64
				TF SAN LUIS OBISPO CO	\$2,013.49
SL2010-00065		\$7,616.80	12/29/2010	15% - 11489	\$742.64
				CDA A	\$76.17
				DA OFFICE	\$761.68
				GENERAL FUND	\$1,828.03
				LOMPOC PD	\$2,104.14
				TF SAN LUIS OBISPO CO	\$2,104.14
SL2010-00070		\$1,150.77	12/29/2010	15% - 11489	\$112.20
				CDA A	\$11.51
				DA OFFICE	\$115.08
				GENERAL FUND	\$276.18
				TF SAN LUIS OBISPO CO	\$635.80
SLOAF09-0051		\$777.11	1/15/2010	15% - 11489	\$75.77



State of California
ASSET FORFEITURE REPORT - 2010

Table 3

Admin Number	Docket Number	Amount Forfeited	Date Disbursed	Recipient	Amount Disbursed
				CDA A	\$7.77
				DA OFFICE	\$77.71
				GENERAL FUND	\$186.51
				TF SAN LUIS OBISPO CO	\$429.35
SAN LUIS OBISPO					\$32,697.30



State of California
ASSET FORFEITURE REPORT - 2010

Table 3

Admin Number	Docket Number	Amount Forfeited	Date Disbursed	Recipient	Amount Disbursed
SAN MATEO					
2287	NF369403	\$5,967.27	12/2/2010	CDA DA OFFICE GENERAL FUND TF SAN MATEO CO NTF	\$59.67 \$596.73 \$1,432.14 \$3,878.73
2323	NF373040	\$23,038.30	5/26/2010	CDA DA OFFICE GENERAL FUND TF SAN MATEO CO NTF	\$230.38 \$2,303.83 \$5,529.19 \$14,974.90
2356		\$59,893.71	5/4/2010	CDA DA OFFICE GENERAL FUND PACIFICA PD TF SAN MATEO CO NTF	\$598.94 \$5,989.37 \$14,374.49 \$19,465.45 \$19,465.46
2363		\$1,638.85	1/26/2010	DA OFFICE GENERAL FUND SAN MATEO CO SO SAN MATEO CO SO TF SAN MATEO CO NTF	\$163.89 \$393.32 \$16.39 \$532.62 \$532.63
2381	SF359826	\$11,563.80	3/31/2010	CDA DA OFFICE GENERAL FUND REDWOOD CITY PD	\$115.64 \$1,156.37 \$2,775.31 \$7,516.48
2396	SF360409	\$3,650.53	9/20/2010	CDA DA OFFICE GENERAL FUND SAN FRANCISCO PD TF SAN MATEO CO NTF	\$36.50 \$365.05 \$876.13 \$1,186.42 \$1,186.43
2418	SF361748	\$1,030.30	11/4/2010	CDA DA OFFICE GENERAL FUND TF SAN MATEO CO NTF	\$10.30 \$103.02 \$247.28 \$669.70
2419		\$2,050.92	6/17/2010	CDA DA OFFICE GENERAL FUND TF SAN MATEO CO NTF	\$20.51 \$205.09 \$492.22 \$1,333.10
2428		\$713.56	9/20/2010	CDA DA OFFICE	\$7.13 \$71.36



State of California
ASSET FORFEITURE REPORT - 2010

Table 3

Admin Number	Docket Number	Amount Forfeited	Date Disbursed	Recipient	Amount Disbursed
				GENERAL FUND	\$171.26
				SAN FRANCISCO PD	\$231.90
				TF SAN MATEO CO NTF	\$231.91
2440	NF385007	\$995.41	11/4/2010		
				CDA A	\$9.95
				DA OFFICE	\$99.55
				GENERAL FUND	\$238.89
				SAN FRANCISCO PD	\$323.51
				TF SAN MATEO CO NTF	\$323.51
2462	NF387843	\$612.92	1/26/2010		
				CDA A	\$6.13
				DA OFFICE	\$61.30
				GENERAL FUND	\$147.10
				SOUTH SAN FRANCISCO PD	\$398.39
2472	SC69335	\$449.97	1/26/2010		
				CDA A	\$4.50
				DA OFFICE	\$45.00
				DALY CITY PD	\$292.48
				GENERAL FUND	\$107.99
2473	SC68512	\$1,348.95	1/26/2010		
				CDA A	\$13.48
				CHP-REDWOOD CITY	\$219.20
				DA OFFICE	\$134.91
				GENERAL FUND	\$323.75
				TF SAN MATEO CO NTF	\$657.61
2474	NF388307	\$529.49	1/26/2010		
				CDA A	\$5.29
				DA OFFICE	\$52.95
				GENERAL FUND	\$127.08
				SAN BRUNO PD	\$344.17
2475	NF388296	\$503.89	1/26/2010		
				CDA A	\$5.03
				DA OFFICE	\$50.40
				GENERAL FUND	\$120.93
				SAN MATEO PD	\$327.53
2476	NF386484	\$4,791.57	2/10/2010		
				CDA A	\$47.92
				DA OFFICE	\$479.16
				GENERAL FUND	\$1,149.98
				TF SAN MATEO CO NTF	\$3,114.51
2477	NF388261	\$4,339.19	2/10/2010		
				CDA A	\$43.39
				DA OFFICE	\$433.92
				DALY CITY PD	\$2,820.47
				GENERAL FUND	\$1,041.41
2478	SC69701	\$6,913.04	2/10/2010		
				CDA A	\$69.13



State of California
ASSET FORFEITURE REPORT - 2010

Table 3

Admin Number	Docket Number	Amount Forfeited	Date Disbursed	Recipient	Amount Disbursed
				DA OFFICE	\$691.31
				GENERAL FUND	\$1,659.13
				TF SAN MATEO CO NTF	\$4,493.47
2480	NF388500	\$1,939.92	2/10/2010		
				CDA A	\$19.40
				COLMA PD	\$630.47
				DA OFFICE	\$194.00
				GENERAL FUND	\$465.58
				TF SAN MATEO CO NTF	\$630.47
2481	SC69226	\$574.47	2/25/2010		
				CDA A	\$5.75
				DA OFFICE	\$57.44
				GENERAL FUND	\$137.87
				SAN BRUNO PD	\$373.41
2482	SF366163	\$747.55	2/25/2010		
				CDA A	\$7.48
				DA OFFICE	\$74.75
				GENERAL FUND	\$179.41
				TF SAN MATEO CO NTF	\$485.91
2484	SF366396	\$619.08	2/25/2010		
				CDA A	\$6.19
				DA OFFICE	\$61.91
				GENERAL FUND	\$148.58
				MENLO PARK PD	\$402.40
2485	NF389012	\$2,549.58	2/25/2010		
				CDA A	\$25.50
				DA OFFICE	\$254.96
				GENERAL FUND	\$611.90
				SAN FRANCISCO PD	\$828.61
				TF SAN MATEO CO NTF	\$828.61
2487	SF366532	\$480.49	4/8/2010		
				CDA A	\$4.80
				DA OFFICE	\$48.05
				GENERAL FUND	\$115.32
				TF SAN MATEO CO NTF	\$312.32
2488	SM366952	\$460.01	4/8/2010		
				CDA A	\$4.60
				DA OFFICE	\$46.00
				GENERAL FUND	\$110.40
				REDWOOD CITY PD	\$299.01
2489		\$485.02	4/8/2010		
				CDA A	\$4.85
				DA OFFICE	\$48.50
				GENERAL FUND	\$116.40
				SAN BRUNO PD	\$315.27
2490	SF367181	\$1,299.69	4/8/2010		
				CDA A	\$13.00



State of California
ASSET FORFEITURE REPORT - 2010

Table 3

Admin Number	Docket Number	Amount Forfeited	Date Disbursed	Recipient	Amount Disbursed
				DA OFFICE	\$129.97
				GENERAL FUND	\$311.92
				REDWOOD CITY PD	\$844.80
2491		\$1,708.19	5/17/2010		
				CDA A	\$17.09
				DA OFFICE	\$170.81
				DALY CITY PD	\$1,110.33
				GENERAL FUND	\$409.96
2492	NF390851	\$2,128.08	5/17/2010		
				CDA A	\$21.29
				DA OFFICE	\$212.79
				GENERAL FUND	\$510.74
				SAN MATEO PD	\$1,383.26
2493	SC70084	\$11,711.57	10/28/2010		
				CDA A	\$117.12
				DA OFFICE	\$1,171.15
				GENERAL FUND	\$2,810.78
				SAN FRANCISCO PD	\$3,806.26
				TF SAN MATEO CO NTF	\$3,806.26
2494	SC70064	\$626.61	5/17/2010		
				CDA A	\$6.27
				DA OFFICE	\$62.66
				GENERAL FUND	\$150.38
				TF SAN MATEO CO NTF	\$407.30
2496		\$2,611.65	5/26/2010		
				CDA A	\$26.12
				DA OFFICE	\$261.16
				GENERAL FUND	\$626.80
				SAN FRANCISCO PD	\$848.79
				TF SAN MATEO CO NTF	\$848.78
2497	NF390663A	\$2,034.14	5/17/2010		
				CDA A	\$20.34
				DA OFFICE	\$203.41
				GENERAL FUND	\$488.20
				SAN MATEO PD	\$1,322.19
2498	NF390745A	\$807.09	5/17/2010		
				CDA A	\$8.07
				DA OFFICE	\$80.71
				GENERAL FUND	\$193.71
				TF SAN MATEO CO NTF	\$524.60
2499	NF390873A	\$467.52	5/17/2010		
				CDA A	\$4.68
				DA OFFICE	\$46.75
				GENERAL FUND	\$112.21
				TF SAN MATEO CO NTF	\$303.88
2500		\$997.61	8/2/2010		
				CDA A	\$9.98



State of California
ASSET FORFEITURE REPORT - 2010

Table 3

Admin Number	Docket Number	Amount Forfeited	Date Disbursed	Recipient	Amount Disbursed
				DA OFFICE	\$99.76
				GENERAL FUND	\$239.43
				TF SAN MATEO CO NTF	\$648.44
2502	NF391005	\$1,974.14	5/26/2010		
				CDA A	\$19.74
				DA OFFICE	\$197.42
				GENERAL FUND	\$473.79
				SOUTH SAN FRANCISCO PD	\$1,283.19
2503	NF391078	\$1,233.96	5/26/2010		
				CDA A	\$12.34
				DA OFFICE	\$123.39
				DALY CITY PD	\$120.32
				GENERAL FUND	\$296.15
				TF SAN MATEO CO NTF	\$681.76
2504	NF391032	\$8,727.08	5/26/2010		
				CDA A	\$87.27
				DA OFFICE	\$872.71
				GENERAL FUND	\$2,094.50
				SOUTH SAN FRANCISCO PD	\$2,836.30
				TF SAN MATEO CO NTF	\$2,836.30
2505	NF391107	\$934.04	5/26/2010		
				CDA A	\$9.34
				DA OFFICE	\$93.40
				GENERAL FUND	\$224.17
				SAN BRUNO PD	\$607.13
2506	NF384886	\$644.67	6/17/2010		
				CDA A	\$6.44
				DA OFFICE	\$64.47
				GENERAL FUND	\$154.72
				PACIFICA PD	\$419.04
2508	NF391475A	\$648.57	6/17/2010		
				CDA A	\$6.48
				DA OFFICE	\$64.83
				GENERAL FUND	\$155.67
				SOUTH SAN FRANCISCO PD	\$421.59
2509	SF368332A	\$1,140.60	8/2/2010		
				CDA A	\$11.40
				DA OFFICE	\$114.08
				GENERAL FUND	\$273.74
				TF SAN MATEO CO GTF	\$741.38
2510	NF391796	\$482.57	6/17/2010		
				CDA A	\$4.82
				DA OFFICE	\$48.24
				GENERAL FUND	\$115.82
				SAN BRUNO PD	\$313.69
2514		\$1,598.44	8/19/2010		
				CDA A	\$15.98



State of California
ASSET FORFEITURE REPORT - 2010

Table 3

Admin Number	Docket Number	Amount Forfeited	Date Disbursed	Recipient	Amount Disbursed
				DA OFFICE	\$159.84
				GENERAL FUND	\$383.63
				SOUTH SAN FRANCISCO PD	\$1,038.99
2515	SF368976	\$739.79	8/19/2010		
				CDA A	\$7.39
				DA OFFICE	\$73.99
				GENERAL FUND	\$177.55
				MENLO PARK PD	\$480.86
2516	SF369068	\$3,651.75	8/19/2010		
				CDA A	\$36.52
				DA OFFICE	\$365.18
				GENERAL FUND	\$876.42
				MENLO PARK PD	\$2,373.63
2517		\$1,214.20	8/19/2010		
				CDA A	\$12.14
				DA OFFICE	\$121.43
				DALY CITY PD	\$789.22
				GENERAL FUND	\$291.41
2518	NF389161A	\$1,142.70	11/4/2010		
				CDA A	\$11.43
				DA OFFICE	\$114.26
				GENERAL FUND	\$274.25
				SAN MATEO CO SO	\$742.76
2519	NF390143A	\$883.28	8/19/2010		
				BROADMOOR PD	\$574.13
				CDA A	\$8.84
				DA OFFICE	\$88.32
				GENERAL FUND	\$211.99
2521	SC69839	\$837.43	8/19/2010		
				CDA A	\$8.38
				DA OFFICE	\$83.73
				DALY CITY PD	\$544.33
				GENERAL FUND	\$200.99
2522	SC69951	\$1,166.10	8/19/2010		
				CDA A	\$11.66
				DA OFFICE	\$116.61
				DALY CITY PD	\$757.96
				GENERAL FUND	\$279.87
2523		\$442.58	8/19/2010		
				CDA A	\$4.43
				DA OFFICE	\$44.26
				GENERAL FUND	\$106.22
				SOUTH SAN FRANCISCO PD	\$287.67
2526	NF386686A	\$457.10	8/26/2010		
				CDA A	\$4.57
				DA OFFICE	\$45.71
				DALY CITY PD	\$297.12



State of California
ASSET FORFEITURE REPORT - 2010

Table 3

Admin Number	Docket Number	Amount Forfeited	Date Disbursed	Recipient	Amount Disbursed
2527	NF390938A	\$542.29	8/26/2010	GENERAL FUND	\$109.70
				CDA A	\$5.42
				DA OFFICE	\$54.24
				DALY CITY PD	\$352.49
				GENERAL FUND	\$130.14
2528	NF392647A	\$1,322.74	8/26/2010	CDA A	\$13.23
				DA OFFICE	\$132.27
				GENERAL FUND	\$317.45
				SAN MATEO PD	\$859.79
2529		\$736.72	8/26/2010	CDA A	\$7.37
				DA OFFICE	\$73.67
				DALY CITY PD	\$478.87
				GENERAL FUND	\$176.81
2530	SF369305	\$451.94	8/26/2010	CDA A	\$4.52
				DA OFFICE	\$45.19
				GENERAL FUND	\$108.46
				REDWOOD CITY PD	\$293.77
2531	SF368985	\$398.25	9/20/2010	CDA A	\$3.98
				DA OFFICE	\$39.83
				GENERAL FUND	\$95.58
				REDWOOD CITY PD	\$258.86
2532	NF392011A	\$13,503.49	12/2/2010	CDA A	\$135.03
				DA OFFICE	\$1,350.36
				DALY CITY PD	\$6,144.09
				GENERAL FUND	\$3,240.84
				TF SAN MATEO CO NTF	\$2,633.17
2535	NF391755	\$2,937.02	12/9/2010	CDA A	\$29.37
				DA OFFICE	\$293.71
				GENERAL FUND	\$704.88
				SAN FRANCISCO PD	\$954.53
				TF SAN MATEO CO NTF	\$954.53
2538	NF393671A	\$2,365.23	12/2/2010	CDA A	\$23.65
				DA OFFICE	\$236.53
				GENERAL FUND	\$567.66
				TF SAN MATEO CO NTF	\$1,537.39
2540	NF393497A	\$2,440.53	11/4/2010	CDA A	\$24.40
				DA OFFICE	\$244.06
				GENERAL FUND	\$585.72



State of California
ASSET FORFEITURE REPORT - 2010

Table 3

Admin Number	Docket Number	Amount Forfeited	Date Disbursed	Recipient	Amount Disbursed
2542	NF394969	\$1,296.48	12/2/2010	SAN MATEO PD	\$1,586.35
				CDA A	\$12.97
				DA OFFICE	\$129.64
				GENERAL FUND	\$311.15
				SAN BRUNO PD	\$842.72
2544		\$321.49	12/2/2010		
				CDA A	\$3.22
				DA OFFICE	\$32.15
				DALY CITY PD	\$208.97
				GENERAL FUND	\$77.15
2545	NF394443	\$354.52	12/2/2010		
				CDA A	\$3.55
				DA OFFICE	\$35.45
				GENERAL FUND	\$85.08
				SOUTH SAN FRANCISCO PD	\$230.44
2546	NF393974	\$595.20	12/2/2010		
				CDA A	\$5.95
				DA OFFICE	\$59.52
				GENERAL FUND	\$142.85
				SOUTH SAN FRANCISCO PD	\$386.88
2548	SF370156D	\$813.78	12/2/2010		
				CDA A	\$8.14
				DA OFFICE	\$81.38
				GENERAL FUND	\$195.31
				TF SAN MATEO CO NTF	\$528.95
2549	NF393898	\$804.87	12/2/2010		
				CDA A	\$8.05
				DA OFFICE	\$80.49
				DALY CITY PD	\$523.16
				GENERAL FUND	\$193.17
2550	NF393106A	\$1,550.88	12/9/2010		
				CDA A	\$15.51
				DA OFFICE	\$155.08
				GENERAL FUND	\$372.21
				SAN FRANCISCO PD	\$504.04
				TF SAN MATEO CO NTF	\$504.04
2551	SF370954	\$1,726.40	12/20/2010		
				CDA A	\$17.26
				DA OFFICE	\$172.64
				GENERAL FUND	\$414.34
				REDWOOD CITY PD	\$1,122.16
2552	SC71528	\$1,017.64	12/20/2010		
				CDA A	\$10.17
				DA OFFICE	\$101.78
				GENERAL FUND	\$244.23
				PACIFICA PD	\$661.46



State of California
ASSET FORFEITURE REPORT - 2010

Table 3

Admin Number	Docket Number	Amount Forfeited	Date Disbursed	Recipient	Amount Disbursed
2554	NF396140	\$2,308.61	12/20/2010	CDA DA OFFICE GENERAL FUND TF SAN MATEO CO GTF	\$23.08 \$230.86 \$554.07 \$1,500.60
2555	SC71610	\$353.63	12/20/2010	CDA DA OFFICE GENERAL FUND TF SAN MATEO CO GTF	\$3.53 \$35.37 \$84.87 \$229.86
SAN MATEO					\$226,040.65



State of California
ASSET FORFEITURE REPORT - 2010

Table 3

Admin Number	Docket Number	Amount Forfeited	Date Disbursed	Recipient	Amount Disbursed
SANTA BARBARA					
0601-2678		\$1,136.91	9/30/2010	CDA DA OFFICE GENERAL FUND LOMPOC PD	\$11.37 \$113.69 \$272.86 \$738.99
07-0026F	1303411	\$10,286.47	3/31/2010	CDA DA OFFICE GENERAL FUND TF SANTA BARBARA-	\$102.86 \$1,028.65 \$2,468.75 \$6,686.21
07-14336		\$1,467.65	9/30/2010	CDA DA OFFICE GENERAL FUND SANTA BARBARA PD	\$14.68 \$146.76 \$352.24 \$953.97
07-17279		\$1,151.56	3/31/2010	CDA DA OFFICE GENERAL FUND SANTA BARBARA CO SO	\$11.52 \$115.16 \$276.37 \$748.51
07-18221		\$16,499.42	9/30/2010	CDA DA OFFICE GENERAL FUND SANTA BARBARA PD	\$164.99 \$1,649.95 \$3,959.86 \$10,724.62
07-24168		\$1,511.24	9/30/2010	CDA DA OFFICE GENERAL FUND SANTA BARBARA PD	\$15.11 \$151.12 \$362.70 \$982.31
08-12980		\$615.09	3/31/2010	CDA DA OFFICE GENERAL FUND SANTA BARBARA CO SO	\$6.15 \$61.51 \$147.62 \$399.81
08-24145A		\$1,797.59	9/30/2010	CDA DA OFFICE GENERAL FUND SANTA BARBARA CO SO	\$17.98 \$179.76 \$431.42 \$1,168.43
08-30848		\$1,315.12	6/30/2010	CDA DA OFFICE GENERAL FUND SANTA BARBARA CO SO	\$13.15 \$131.51 \$315.63 \$854.83



State of California
ASSET FORFEITURE REPORT - 2010

Table 3

Admin Number	Docket Number	Amount Forfeited	Date Disbursed	Recipient	Amount Disbursed
08-30848B		\$481.64	6/30/2010	CDA DA OFFICE GENERAL FUND SANTA BARBARA CO SO	\$4.82 \$48.16 \$115.59 \$313.07
0809-1231		\$1,565.17	3/31/2010	CDA DA OFFICE GENERAL FUND LOMPOC PD	\$15.65 \$156.52 \$375.64 \$1,017.36
08R03249C		\$2,909.70	6/30/2010	CDA DA OFFICE GENERAL FUND SANTA MARIA PD	\$29.10 \$290.96 \$698.33 \$1,891.31
08R03249D		\$68,194.75	9/30/2010	CDA DA OFFICE GENERAL FUND SANTA MARIA PD	\$681.95 \$6,819.47 \$16,366.74 \$44,326.59
09-1118	1305680	\$90,615.59	6/30/2010	CDA DA OFFICE GENERAL FUND SANTA BARBARA CO SO	\$906.16 \$9,061.56 \$21,747.74 \$58,900.13
09-12952		\$510.84	3/31/2010	CDA DA OFFICE GENERAL FUND SANTA BARBARA CO SO	\$5.11 \$51.08 \$122.60 \$332.05
09-13015		\$1,612.16	3/31/2010	CDA DA OFFICE GENERAL FUND SANTA BARBARA CO SO	\$16.12 \$161.22 \$386.92 \$1,047.90
09-15470		\$1,345.59	3/31/2010	CDA DA OFFICE GENERAL FUND SANTA BARBARA CO SO	\$13.46 \$134.56 \$322.94 \$874.63
09-16032		\$2,280.37	3/31/2010	CDA DA OFFICE GENERAL FUND SANTA BARBARA CO SO	\$22.80 \$228.04 \$547.29 \$1,482.24
09-17408		\$9,065.46	6/30/2010	CDA	\$90.65



State of California
ASSET FORFEITURE REPORT - 2010

Table 3

Admin Number	Docket Number	Amount Forfeited	Date Disbursed	Recipient	Amount Disbursed
				DA OFFICE	\$906.55
				GENERAL FUND	\$2,175.71
				SANTA BARBARA CO SO	\$5,892.55
09-17840		\$785.61	3/31/2010		
				CDA A	\$7.86
				DA OFFICE	\$78.55
				GENERAL FUND	\$188.55
				SANTA BARBARA CO SO	\$510.65
09-20659		\$1,779.53	6/30/2010		
				CDA A	\$17.80
				DA OFFICE	\$177.95
				GENERAL FUND	\$427.09
				SANTA BARBARA CO SO	\$1,156.69
09-37452		\$726.42	9/30/2010		
				CDA A	\$7.26
				DA OFFICE	\$72.65
				GENERAL FUND	\$174.34
				SANTA BARBARA PD	\$472.17
09-37881		\$915.54	9/30/2010		
				CDA A	\$9.16
				DA OFFICE	\$91.55
				GENERAL FUND	\$219.73
				SANTA BARBARA PD	\$595.10
09-43286	1339544	\$9,421.40	9/30/2010		
				CDA A	\$94.21
				DA OFFICE	\$942.14
				GENERAL FUND	\$2,261.14
				SANTA BARBARA PD	\$6,123.91
09-54591		\$661.02	9/30/2010		
				CDA A	\$6.61
				DA OFFICE	\$66.11
				GENERAL FUND	\$158.64
				SANTA BARBARA PD	\$429.66
09-5634A	1337072	\$20,696.94	3/31/2010		
				CDA A	\$206.97
				DA OFFICE	\$2,069.69
				GENERAL FUND	\$4,967.27
				SANTA BARBARA CO SO	\$13,453.01
09-5634B		\$361.52	3/31/2010		
				CDA A	\$3.62
				DA OFFICE	\$36.15
				GENERAL FUND	\$86.76
				SANTA BARBARA CO SO	\$234.99
09-73840	1340313	\$864.96	9/30/2010		
				CDA A	\$8.65
				DA OFFICE	\$86.50
				GENERAL FUND	\$207.59



State of California
ASSET FORFEITURE REPORT - 2010

Table 3

Admin Number	Docket Number	Amount Forfeited	Date Disbursed	Recipient	Amount Disbursed
09-82336		\$1,342.20	9/30/2010	SANTA BARBARA PD	\$562.22
				CDA A	\$13.42
				DA OFFICE	\$134.22
				GENERAL FUND	\$322.13
				SANTA BARBARA PD	\$872.43
09-9353A		\$5,968.83	3/31/2010		
				CDA A	\$59.69
				DA OFFICE	\$596.88
				GENERAL FUND	\$1,432.52
				SANTA BARBARA CO SO	\$3,879.74
0902-1042		\$2,827.70	3/31/2010		
				CDA A	\$28.28
				DA OFFICE	\$282.76
				GENERAL FUND	\$678.65
				LOMPOC PD	\$1,838.01
0903-2743		\$1,624.26	6/30/2010		
				CDA A	\$16.24
				DA OFFICE	\$162.43
				GENERAL FUND	\$389.82
				LOMPOC PD	\$1,055.77
0907-1048		\$511.70	3/31/2010		
				CDA A	\$5.12
				DA OFFICE	\$51.16
				GENERAL FUND	\$122.81
				LOMPOC PD	\$332.61
0909-1033		\$3,115.85	6/30/2010		
				CDA A	\$31.16
				DA OFFICE	\$311.59
				GENERAL FUND	\$747.80
				LOMPOC PD	\$2,025.30
0912-2150		\$1,302.80	6/30/2010		
				CDA A	\$13.03
				DA OFFICE	\$130.28
				GENERAL FUND	\$312.67
				LOMPOC PD	\$846.82
09R10914		\$95.00	9/30/2010		
				CDA A	\$0.95
				DA OFFICE	\$9.50
				GENERAL FUND	\$22.80
				SANTA MARIA PD	\$61.75
09R11323		\$804.72	6/30/2010		
				CDA A	\$8.05
				DA OFFICE	\$80.47
				GENERAL FUND	\$193.13
				SANTA MARIA PD	\$523.07



State of California
ASSET FORFEITURE REPORT - 2010

Table 3

Admin Number	Docket Number	Amount Forfeited	Date Disbursed	Recipient	Amount Disbursed
09R14287		\$817.18	3/31/2010	CDA DA OFFICE GENERAL FUND SANTA MARIA PD	\$8.17 \$81.72 \$196.12 \$531.17
09R15260		\$3,225.63	3/31/2010	CDA DA OFFICE GENERAL FUND SANTA MARIA PD	\$32.26 \$322.56 \$774.15 \$2,096.66
10-1427		\$2,793.06	6/30/2010	CDA DA OFFICE GENERAL FUND SANTA BARBARA CO SO	\$27.93 \$279.31 \$670.33 \$1,815.49
10-2129		\$979.53	6/30/2010	CDA DA OFFICE GENERAL FUND SANTA BARBARA CO SO	\$9.80 \$97.95 \$235.09 \$636.69
10-3203	1331002	\$4,428.35	9/30/2010	CDA DA OFFICE GENERAL FUND SANTA BARBARA CO SO	\$44.28 \$442.84 \$1,062.80 \$2,878.43
10-3539B		\$972.00	6/30/2010	CDA DA OFFICE GENERAL FUND SANTA BARBARA CO SO	\$9.72 \$97.20 \$233.28 \$631.80
10-3976		\$966.09	9/30/2010	CDA DA OFFICE GENERAL FUND SANTA BARBARA CO SO	\$9.66 \$96.61 \$231.86 \$627.96
10-4323		\$8,083.52	9/30/2010	CDA DA OFFICE GENERAL FUND SANTA BARBARA CO SO	\$80.84 \$808.35 \$1,940.04 \$5,254.29
10-4432		\$820.94	9/30/2010	CDA DA OFFICE GENERAL FUND SANTA BARBARA CO SO	\$8.21 \$82.09 \$197.03 \$533.61
10-627		\$2,161.71	6/30/2010	CDA	\$21.62



State of California
ASSET FORFEITURE REPORT - 2010

Table 3

Admin Number	Docket Number	Amount Forfeited	Date Disbursed	Recipient	Amount Disbursed
				DA OFFICE	\$216.17
				GENERAL FUND	\$518.81
				SANTA BARBARA CO SO	\$1,405.11
10-7841		\$1,165.97	9/30/2010		
				CDA A	\$11.66
				DA OFFICE	\$116.60
				GENERAL FUND	\$279.83
				SANTA BARBARA CO SO	\$757.88
10-9093		\$1,750.55	9/30/2010		
				CDA A	\$17.51
				DA OFFICE	\$175.05
				GENERAL FUND	\$420.13
				SANTA BARBARA CO SO	\$1,137.86
10-9666		\$3,847.10	9/30/2010		
				CDA A	\$38.47
				DA OFFICE	\$384.71
				GENERAL FUND	\$923.30
				SANTA BARBARA CO SO	\$2,500.62
10R01224		\$8,312.85	6/30/2010		
				CDA A	\$83.13
				DA OFFICE	\$831.29
				GENERAL FUND	\$1,995.08
				SANTA MARIA PD	\$5,403.35
10R02823		\$352.30	9/30/2010		
				CDA A	\$3.52
				DA OFFICE	\$35.23
				GENERAL FUND	\$84.55
				SANTA MARIA PD	\$229.00
10R02878		\$3,899.00	9/30/2010		
				CDA A	\$38.99
				DA OFFICE	\$389.90
				GENERAL FUND	\$935.76
				SANTA MARIA PD	\$2,534.35
SB08-0028		\$20,914.41	6/30/2010		
				CDA A	\$209.14
				DA OFFICE	\$2,091.44
				GENERAL FUND	\$5,019.46
				TF SANTA BARBARA-	\$13,594.37
SB09-0002A		\$495.12	3/31/2010		
				CDA A	\$4.95
				DA OFFICE	\$49.51
				GENERAL FUND	\$118.83
				TF SANTA BARBARA-	\$321.83
SB09-0002B		\$639.25	3/31/2010		
				CDA A	\$6.39
				DA OFFICE	\$63.93
				GENERAL FUND	\$153.42



State of California
ASSET FORFEITURE REPORT - 2010

Table 3

Admin Number	Docket Number	Amount Forfeited	Date Disbursed	Recipient	Amount Disbursed
SB09-0009		\$725.26	6/30/2010	TF SANTA BARBARA-	\$415.51
				CDA A	\$7.25
				DA OFFICE	\$72.53
				GENERAL FUND	\$174.06
SB09-0014		\$3,958.09	3/31/2010	TF SANTA BARBARA-	\$471.42
				CDA A	\$39.58
				DA OFFICE	\$395.81
				GENERAL FUND	\$949.94
SB09-0033		\$1,143.74	6/30/2010	TF SANTA BARBARA-	\$2,572.76
				CDA A	\$11.44
				DA OFFICE	\$114.37
				GENERAL FUND	\$274.50
				TF SANTA BARBARA-	\$743.43

SANTA BARBARA **\$340,619.97**



State of California
ASSET FORFEITURE REPORT - 2010

Table 3

Admin Number	Docket Number	Amount Forfeited	Date Disbursed	Recipient	Amount Disbursed
SANTA CLARA					
100307421		\$8,771.59	7/28/2010	15% - 11489	\$855.23
				CDAA	\$87.72
				DA OFFICE	\$877.15
				GENERAL FUND	\$2,105.18
				SAN JOSE PD	\$4,846.31
100410065		\$1,620.54	9/29/2010	15% - 11489	\$158.00
				CDAA	\$16.21
				DA OFFICE	\$162.05
				GENERAL FUND	\$388.93
				TF UNET	\$895.35
100410066		\$902.99	9/29/2010	15% - 11489	\$88.04
				CDAA	\$9.03
				DA OFFICE	\$90.30
				GENERAL FUND	\$216.72
				TF SCCSET	\$498.90
100410067		\$1,168.51	9/29/2010	15% - 11489	\$113.93
				CDAA	\$11.69
				DA OFFICE	\$116.84
				GENERAL FUND	\$280.44
				SAN JOSE PD	\$645.61
100512317		\$889.22	9/29/2010	15% - 11489	\$86.70
				CDAA	\$8.89
				DA OFFICE	\$88.92
				GENERAL FUND	\$213.41
				SAN JOSE PD	\$491.30
100614146		\$2,581.32	12/6/2010	15% - 11489	\$251.68
				CDAA	\$25.81
				DA OFFICE	\$258.13
				GENERAL FUND	\$619.52
				SAN JOSE PD	\$1,426.18
100614312		\$2,265.17	12/6/2010	15% - 11489	\$220.85
				CDAA	\$22.65
				DA OFFICE	\$226.52
				GENERAL FUND	\$543.64
				SAN JOSE PD	\$1,251.51
100716905		\$1,369.14	10/22/2010	15% - 11489	\$133.49
				CDAA	\$13.69
				DA OFFICE	\$136.92



State of California
ASSET FORFEITURE REPORT - 2010

Table 3

Admin Number	Docket Number	Amount Forfeited	Date Disbursed	Recipient	Amount Disbursed
				GENERAL FUND	\$328.59
				SAN JOSE PD	\$756.45
100716920		\$869.59	12/6/2010	15% - 11489	\$84.78
				CDA A	\$8.70
				DA OFFICE	\$86.96
				GENERAL FUND	\$208.70
				SAN JOSE PD	\$480.45
100716925		\$3,283.90	12/6/2010	15% - 11489	\$320.18
				CDA A	\$32.84
				DA OFFICE	\$328.39
				GENERAL FUND	\$788.14
				SAN JOSE PD	\$1,814.35
100718261		\$2,253.06	12/6/2010	15% - 11489	\$219.67
				CDA A	\$22.53
				DA OFFICE	\$225.32
				GENERAL FUND	\$540.73
				SAN JOSE PD	\$1,244.81
SANTA CLARA					\$25,975.03



State of California
ASSET FORFEITURE REPORT - 2010

Table 3

Admin Number	Docket Number	Amount Forfeited	Date Disbursed	Recipient	Amount Disbursed
SANTA CRUZ					
06-032		\$196,478.50	8/23/2010	15% - 11489	\$23,190.34
				CDAA	\$1,964.79
				DA OFFICE	\$19,647.84
				GENERAL FUND	\$47,154.84
				SANTA CRUZ CO SO	\$104,520.69
08-030		\$298.41	2/9/2010	15% - 11489	\$29.10
				CDAA	\$2.98
				DA OFFICE	\$29.84
				GENERAL FUND	\$71.62
				WATSONVILLE PD	\$164.87
08-033		\$1,947.85	2/9/2010	15% - 11489	\$189.92
				CDAA	\$19.48
				DA OFFICE	\$194.78
				GENERAL FUND	\$467.48
				WATSONVILLE PD	\$1,076.19
08-034		\$1,404.20	3/1/2010	15% - 11489	\$210.63
				CDAA	\$14.04
				DA OFFICE	\$140.42
				GENERAL FUND	\$337.01
				SANTA CRUZ CO SO	\$702.10
08-035		\$592.37	2/9/2010	15% - 11489	\$57.76
				CDAA	\$5.92
				DA OFFICE	\$59.24
				GENERAL FUND	\$142.17
				WATSONVILLE PD	\$327.28
08-036		\$3,601.32	2/9/2010	15% - 11489	\$351.13
				CDAA	\$36.01
				DA OFFICE	\$360.14
				GENERAL FUND	\$864.32
				WATSONVILLE PD	\$1,989.72
09-003		\$2,468.92	5/27/2010	15% - 11489	\$370.34
				CDAA	\$24.69
				DA OFFICE	\$246.89
				GENERAL FUND	\$592.54
				SANTA CRUZ CO SO	\$1,234.46
09-011		\$1,126.90	3/8/2010	15% - 11489	\$109.87
				CDAA	\$11.27
				CHP-SANTA CRUZ	\$622.61



State of California
ASSET FORFEITURE REPORT - 2010

Table 3

Admin Number	Docket Number	Amount Forfeited	Date Disbursed	Recipient	Amount Disbursed
				DA OFFICE	\$112.69
				GENERAL FUND	\$270.46
09-031		\$5,579.87	6/24/2010	15% - 11489	\$836.98
				CDA A	\$55.80
				DA OFFICE	\$557.98
				GENERAL FUND	\$1,339.17
				SANTA CRUZ CO SO	\$2,789.94
09-045		\$3,474.21	12/9/2010	15% - 11489	\$521.13
				CDA A	\$34.74
				DA OFFICE	\$347.42
				GENERAL FUND	\$833.81
				SANTA CRUZ CO SO	\$1,737.11
09-046		\$977.60	3/8/2010	15% - 11489	\$95.32
				CDA A	\$9.78
				CHP-SANTA CRUZ	\$540.12
				DA OFFICE	\$97.76
				GENERAL FUND	\$234.62
09-048		\$12,784.41	6/24/2010	15% - 11489	\$1,246.48
				CDA A	\$127.84
				DA OFFICE	\$1,278.44
				GENERAL FUND	\$3,068.26
				TF SANTA CRUZ CO NET	\$7,063.39
09-049		\$1,046.26	4/6/2010	15% - 11489	\$102.01
				CDA A	\$10.46
				DA OFFICE	\$104.63
				GENERAL FUND	\$251.10
				WATSONVILLE PD	\$578.06
09-051		\$4,369.13	6/24/2010	15% - 11489	\$425.99
				CDA A	\$43.69
				DA OFFICE	\$436.91
				GENERAL FUND	\$1,048.59
				TF SANTA CRUZ CO NET	\$2,413.95
09-052		\$3,372.29	6/24/2010	15% - 11489	\$505.84
				CDA A	\$33.72
				DA OFFICE	\$337.23
				GENERAL FUND	\$809.35
				SANTA CRUZ CO SO	\$1,686.15
09-053		\$2,561.87	5/27/2010	15% - 11489	\$384.27
				CDA A	\$25.62



State of California
ASSET FORFEITURE REPORT - 2010

Table 3

Admin Number	Docket Number	Amount Forfeited	Date Disbursed	Recipient	Amount Disbursed
				DA OFFICE	\$256.19
				GENERAL FUND	\$614.85
				SANTA CRUZ CO SO	\$1,280.94
09-054		\$6,069.14	10/19/2010		
				15% - 11489	\$910.38
				CDA A	\$60.69
				DA OFFICE	\$606.91
				GENERAL FUND	\$1,456.59
				SANTA CRUZ CO SO	\$3,034.57
09-057		\$27,071.00	5/27/2010		
				15% - 11489	\$4,060.65
				CDA A	\$270.71
				DA OFFICE	\$2,707.10
				GENERAL FUND	\$6,497.04
				SANTA CRUZ CO SO	\$13,535.50
09-058		\$412.00	5/27/2010		
				15% - 11489	\$61.80
				CDA A	\$4.12
				DA OFFICE	\$41.20
				GENERAL FUND	\$98.88
				SANTA CRUZ CO SO	\$206.00
09-059		\$1,614.52	5/27/2010		
				15% - 11489	\$242.18
				CDA A	\$16.15
				DA OFFICE	\$161.45
				GENERAL FUND	\$387.48
				SANTA CRUZ CO SO	\$807.26
09-060		\$9,372.11	5/27/2010		
				15% - 11489	\$1,405.81
				CDA A	\$93.72
				DA OFFICE	\$937.21
				GENERAL FUND	\$2,249.31
				SANTA CRUZ CO SO	\$4,686.06
09-062		\$2,188.98	12/9/2010		
				15% - 11489	\$328.34
				CDA A	\$21.89
				DA OFFICE	\$218.90
				GENERAL FUND	\$525.36
				SANTA CRUZ CO SO	\$1,094.49
09-064		\$428.08	5/27/2010		
				15% - 11489	\$64.21
				CDA A	\$4.28
				DA OFFICE	\$42.81
				GENERAL FUND	\$102.74
				SANTA CRUZ CO SO	\$214.04
09-067		\$3,408.87	10/19/2010		
				15% - 11489	\$511.33



State of California
ASSET FORFEITURE REPORT - 2010

Table 3

Admin Number	Docket Number	Amount Forfeited	Date Disbursed	Recipient	Amount Disbursed
				CDAA	\$34.09
				DA OFFICE	\$340.89
				GENERAL FUND	\$818.13
				SANTA CRUZ CO SO	\$1,704.43
09-069		\$12,323.98	6/4/2010		
				15% - 11489	\$1,848.60
				CDAA	\$123.24
				DA OFFICE	\$1,232.39
				GENERAL FUND	\$2,957.76
				SANTA CRUZ CO SO	\$6,161.99
10-004		\$1,172.21	11/19/2010		
				15% - 11489	\$175.83
				CDAA	\$11.72
				DA OFFICE	\$117.22
				GENERAL FUND	\$281.33
				SANTA CRUZ CO SO	\$586.11
10-006		\$11,700.47	11/19/2010		
				15% - 11489	\$1,140.80
				CDAA	\$117.00
				DA OFFICE	\$1,170.05
				GENERAL FUND	\$2,808.11
				TF SANTA CRUZ CO NET	\$6,464.51
10-012		\$2,435.53	10/19/2010		
				15% - 11489	\$365.33
				CDAA	\$24.35
				DA OFFICE	\$243.55
				GENERAL FUND	\$584.53
				SANTA CRUZ CO SO	\$1,217.77
10-013		\$5,603.10	10/26/2010		
				15% - 11489	\$546.30
				CDAA	\$56.03
				DA OFFICE	\$560.31
				GENERAL FUND	\$1,344.74
				WATSONVILLE PD	\$3,095.72
10-014		\$2,150.76	10/25/2010		
				15% - 11489	\$209.70
				CDAA	\$21.51
				DA OFFICE	\$215.08
				GENERAL FUND	\$516.18
				SANTA CRUZ PD	\$1,188.29
10-015		\$979.65	9/27/2010		
				15% - 11489	\$95.52
				CDAA	\$9.79
				DA OFFICE	\$97.96
				GENERAL FUND	\$235.12
				SANTA CRUZ PD	\$541.26



State of California
ASSET FORFEITURE REPORT - 2010

Table 3

Admin Number	Docket Number	Amount Forfeited	Date Disbursed	Recipient	Amount Disbursed
10-016		\$1,000.27	11/18/2010	15% - 11489	\$97.53
				CDA A	\$10.00
				DA OFFICE	\$100.03
				GENERAL FUND	\$240.06
				WATSONVILLE PD	\$552.65
10-017		\$2,556.05	10/19/2010	15% - 11489	\$383.41
				CDA A	\$25.56
				DA OFFICE	\$255.61
				GENERAL FUND	\$613.44
				SANTA CRUZ CO SO	\$1,278.03
10-019		\$987.52	11/9/2010	15% - 11489	\$96.28
				CDA A	\$9.88
				DA OFFICE	\$98.75
				GENERAL FUND	\$237.00
				TF SANTA CRUZ CO NET	\$545.61
10-023		\$977.41	10/19/2010	15% - 11489	\$146.61
				CDA A	\$9.77
				DA OFFICE	\$97.74
				GENERAL FUND	\$234.58
				SANTA CRUZ CO SO	\$488.71
SANTA CRUZ					\$334,535.76



State of California
ASSET FORFEITURE REPORT - 2010

Table 3

Admin Number	Docket Number	Amount Forfeited	Date Disbursed	Recipient	Amount Disbursed
SHASTA					
0642243	157820	\$10,630.00	1/29/2010	CDA DA OFFICE GENERAL FUND REDDING PD	\$106.30 \$1,063.00 \$2,551.20 \$6,909.50
0945793	167068	\$616.70	3/5/2010	CDA DA OFFICE GENERAL FUND REDDING PD	\$6.17 \$61.66 \$148.01 \$400.86
0966293		\$418.05	1/6/2010	CDA DA OFFICE GENERAL FUND REDDING PD	\$4.18 \$41.81 \$100.33 \$271.73
0984942		\$670.00	4/27/2010	CDA DA OFFICE GENERAL FUND REDDING PD	\$6.70 \$67.00 \$160.80 \$435.50
0984977		\$400.00	4/16/2010	CDA DA OFFICE GENERAL FUND REDDING PD	\$4.00 \$40.00 \$96.00 \$260.00
1016855		\$2,465.00	8/24/2010	CDA DA OFFICE GENERAL FUND REDDING PD	\$24.65 \$246.50 \$591.60 \$1,602.25
1016954	168881	\$1,812.48	10/29/2010	CDA DA OFFICE GENERAL FUND REDDING PD	\$18.12 \$181.25 \$435.00 \$1,178.11
1025875		\$947.63	11/19/2010	CDA DA OFFICE GENERAL FUND REDDING PD	\$9.48 \$94.76 \$227.43 \$615.96
108142		\$1,455.00	8/24/2010	CDA DA OFFICE GENERAL FUND REDDING PD	\$14.55 \$145.50 \$349.20 \$945.75



State of California
ASSET FORFEITURE REPORT - 2010

Table 3

Admin Number	Docket Number	Amount Forfeited	Date Disbursed	Recipient	Amount Disbursed
979779		\$345.00	3/24/2010	CDA DA OFFICE GENERAL FUND REDDING PD	\$3.45 \$34.50 \$82.80 \$224.25
NC0873	164212 164211	\$10,990.00	3/24/2010	CDA DA OFFICE GENERAL FUND TF CAL MMET	\$109.90 \$1,099.00 \$2,637.60 \$7,143.50
NC0960	165320	\$29,970.00	4/30/2010	CDA DA OFFICE GENERAL FUND TF CAL MMET	\$299.70 \$2,997.00 \$7,192.80 \$19,480.50
NC1016		\$8,810.06	8/23/2010	CDA DA OFFICE GENERAL FUND TF CAL MMET	\$88.10 \$881.01 \$2,114.41 \$5,726.54
SH02157	147097	\$575.00	1/29/2010	CDA DA OFFICE GENERAL FUND TF SHASTA INTERAGCY NTF	\$5.75 \$57.50 \$138.00 \$373.75
SH0789		\$766.00	4/16/2010	CDA DA OFFICE GENERAL FUND TF SHASTA INTERAGCY NTF	\$7.66 \$76.60 \$183.84 \$497.90
SH08131	164901	\$3,335.60	11/22/2010	CDA DA OFFICE GENERAL FUND TF SHASTA INTERAGCY NTF	\$33.36 \$333.56 \$800.54 \$2,168.14
SH0877	163304	\$770.00	3/25/2010	CDA DA OFFICE GENERAL FUND TF SHASTA INTERAGCY NTF	\$7.70 \$77.00 \$184.80 \$500.50
SH0877A	163303	\$1,396.00	3/12/2010	CDA DA OFFICE GENERAL FUND TF SHASTA INTERAGCY NTF	\$13.96 \$139.60 \$335.04 \$907.40
SH09104		\$767.00	3/25/2010	CDA	\$7.67



State of California
ASSET FORFEITURE REPORT - 2010

Table 3

Admin Number	Docket Number	Amount Forfeited	Date Disbursed	Recipient	Amount Disbursed
				DA OFFICE	\$76.70
				GENERAL FUND	\$184.08
				TF SHASTA INTERAGCY NTF	\$498.55
SH09115	167684	\$623.47	1/15/2010		
				CDA A	\$6.23
				DA OFFICE	\$62.35
				GENERAL FUND	\$149.63
				TF SHASTA INTERAGCY NTF	\$405.26
SH09118	167935	\$6,416.00	12/15/2010		
				CDA A	\$64.16
				DA OFFICE	\$641.60
				GENERAL FUND	\$1,539.84
				TF SHASTA INTERAGCY NTF	\$4,170.40
SH09131		\$699.99	3/25/2010		
				CDA A	\$7.00
				DA OFFICE	\$70.00
				GENERAL FUND	\$168.00
				TF SHASTA INTERAGCY NTF	\$454.99
SH09133		\$760.00	4/16/2010		
				CDA A	\$7.60
				DA OFFICE	\$76.00
				GENERAL FUND	\$182.40
				TF SHASTA INTERAGCY NTF	\$494.00
SH09140	168265	\$3,315.00	12/15/2010		
				CDA A	\$33.15
				DA OFFICE	\$331.50
				GENERAL FUND	\$795.60
				TF SHASTA INTERAGCY NTF	\$2,154.75
SH0960		\$924.58	1/22/2010		
				CDA A	\$9.25
				DA OFFICE	\$92.45
				GENERAL FUND	\$221.90
				TF SHASTA INTERAGCY NTF	\$600.98
SH0962		\$1,200.00	1/22/2010		
				CDA A	\$12.00
				DA OFFICE	\$120.00
				GENERAL FUND	\$288.00
				TF SHASTA INTERAGCY NTF	\$780.00
SH0968	166939	\$9,124.00	7/22/2010		
				CDA A	\$91.24
				DA OFFICE	\$912.40
				GENERAL FUND	\$2,189.76
				TF SHASTA INTERAGCY NTF	\$5,930.60
SH0976		\$685.00	1/5/2010		
				CDA A	\$6.85
				DA OFFICE	\$68.50
				GENERAL FUND	\$164.40



State of California
ASSET FORFEITURE REPORT - 2010

Table 3

Admin Number	Docket Number	Amount Forfeited	Date Disbursed	Recipient	Amount Disbursed
SH0989	167198	\$1,065.99	3/12/2010	TF SHASTA INTERAGCY NTF	\$445.25
				CDA A	\$10.66
				DA OFFICE	\$106.60
				GENERAL FUND	\$255.84
SH1050		\$955.00	8/24/2010	TF SHASTA INTERAGCY NTF	\$692.89
				CDA A	\$9.55
				DA OFFICE	\$95.50
				GENERAL FUND	\$229.20
SH1058A		\$751.00	8/24/2010	TF SHASTA INTERAGCY NTF	\$620.75
				CDA A	\$7.51
				DA OFFICE	\$75.10
				GENERAL FUND	\$180.24
SH1058B		\$9,057.06	8/24/2010	TF SHASTA INTERAGCY NTF	\$488.15
				CDA A	\$90.57
				DA OFFICE	\$905.71
				GENERAL FUND	\$2,173.69
				TF SHASTA INTERAGCY NTF	\$5,887.09
SHASTA					\$112,716.61



State of California
ASSET FORFEITURE REPORT - 2010

Table 3

Admin Number	Docket Number	Amount Forfeited	Date Disbursed	Recipient	Amount Disbursed
SISKIYOU					
SQ2006-00117		\$39,537.51	4/7/2010	15% - 11489	\$3,854.91
				CDAA	\$395.38
				CHP	\$6,424.85
				DA OFFICE	\$3,953.74
				GENERAL FUND	\$9,489.00
				TF SISKIYOU CO INTF	\$15,419.63
SQ2007-00134		\$9,915.44	4/7/2010	15% - 11489	\$966.76
				CDAA	\$99.15
				CHP	\$1,611.26
				DA OFFICE	\$991.54
				GENERAL FUND	\$2,379.71
				TF SISKIYOU CO INTF	\$3,867.02
SISKIYOU					\$49,452.95



State of California
ASSET FORFEITURE REPORT - 2010

Table 3

Admin Number	Docket Number	Amount Forfeited	Date Disbursed	Recipient	Amount Disbursed
SOLANO					
05-2385	VPD	\$5,566.93	6/28/2010	15% - 11489	\$542.77
				CDA	\$55.67
				DA OFFICE	\$556.69
				GENERAL FUND	\$1,336.06
				VALLEJO PD	\$3,075.74
05-2443	FFPD	\$1,502.26	6/28/2010	15% - 11489	\$146.47
				CDA	\$15.02
				DA OFFICE	\$150.23
				FAIRFIELD PD	\$830.00
				GENERAL FUND	\$360.54
06-2516	VPD	\$51,235.71	2/25/2010	15% - 11489	\$4,995.48
				CDA	\$512.36
				DA OFFICE	\$5,123.57
				GENERAL FUND	\$12,296.57
				VALLEJO PD	\$28,307.73
07-2758	FFPD	\$37,593.02	4/12/2010	15% - 11489	\$3,665.31
				CDA	\$375.93
				DA OFFICE	\$3,759.30
				FAIRFIELD PD	\$20,770.16
				GENERAL FUND	\$9,022.32
08-2827	VPD	\$17,668.22	2/25/2010	15% - 11489	\$1,722.65
				CDA	\$176.68
				DA OFFICE	\$1,766.82
				GENERAL FUND	\$4,240.37
				VALLEJO PD	\$9,761.70
08-2854	NAPA SIB	\$9,663.38	2/5/2010	15% - 11489	\$942.17
				CDA	\$96.63
				DA OFFICE	\$966.34
				GENERAL FUND	\$2,319.21
				TF NAPA SPECIAL IB-NSIB	\$5,339.03
08-2900	VVPD	\$3,858.54	2/5/2010	15% - 11489	\$376.20
				CDA	\$38.59
				DA OFFICE	\$385.85
				GENERAL FUND	\$926.05
				VACAVILLE PD	\$2,131.85
08-2911	VVPD	\$408.76	5/18/2010	15% - 11489	\$39.85
				CDA	\$4.09
				DA OFFICE	\$40.88



State of California
ASSET FORFEITURE REPORT - 2010

Table 3

Admin Number	Docket Number	Amount Forfeited	Date Disbursed	Recipient	Amount Disbursed
				GENERAL FUND	\$98.10
				VACAVILLE PD	\$225.84
08-2919	VVPD	\$1,106.45	11/19/2010	15% - 11489	\$107.87
				CDA A	\$11.06
				DA OFFICE	\$110.65
				GENERAL FUND	\$265.55
				VACAVILLE PD	\$611.32
09-2934	NET	\$29,596.56	2/3/2010	15% - 11489	\$2,885.66
				CDA A	\$295.97
				DA OFFICE	\$2,959.66
				GENERAL FUND	\$7,103.17
				SOLANO CO SO	\$4,672.03
				TF SOLANO CO NET-SOLNET	\$3,504.02
				VACAVILLE PD	\$8,176.05
09-2949	NET/SO	\$738.86	2/25/2010	15% - 11489	\$72.03
				CDA A	\$7.39
				DA OFFICE	\$73.89
				GENERAL FUND	\$177.33
				SOLANO CO SO	\$233.28
				TF SOLANO CO NET-SOLNET	\$174.94
09-2963	NET/SO	\$10,212.28	10/4/2010	15% - 11489	\$995.69
				CDA A	\$102.12
				DA OFFICE	\$1,021.23
				GENERAL FUND	\$2,450.95
				SOLANO CO SO	\$2,418.12
				TF SOLANO CO NET-SOLNET	\$3,224.17
09-2967	VPD	\$20,106.67	10/18/2010	15% - 11489	\$1,902.21
				CDA A	\$201.07
				DA OFFICE	\$2,010.67
				GENERAL FUND	\$4,825.60
				VALLEJO PD	\$11,167.12
09-2978	VPD	\$3,356.74	10/25/2010	15% - 11489	\$327.28
				CDA A	\$33.57
				DA OFFICE	\$335.67
				GENERAL FUND	\$805.62
				VALLEJO PD	\$1,854.60
09-2985	VPD	\$831.35	6/28/2010	15% - 11489	\$81.05
				CDA A	\$8.31
				DA OFFICE	\$83.14
				GENERAL FUND	\$199.52



State of California
ASSET FORFEITURE REPORT - 2010

Table 3

Admin Number	Docket Number	Amount Forfeited	Date Disbursed	Recipient	Amount Disbursed
09-3009	FFPD	\$1,826.45	6/28/2010	VALLEJO PD	\$459.33
				15% - 11489	\$108.25
				CDAA	\$18.26
				DA OFFICE	\$182.65
				FAIRFIELD PD	\$1,078.94
				GENERAL FUND	\$438.35
09-3016	FFPD	\$5,543.53	2/18/2010	15% - 11489	\$540.49
				CDAA	\$55.44
				DA OFFICE	\$554.35
				FAIRFIELD PD	\$3,062.80
				GENERAL FUND	\$1,330.45
				09-3020	FFPD
				CDAA	\$0.98
				DA OFFICE	\$9.84
				FAIRFIELD PD	\$54.38
				GENERAL FUND	\$23.62
09-3023	VVPD	\$3,794.60	2/5/2010	15% - 11489	\$369.97
				CDAA	\$37.95
				DA OFFICE	\$379.46
				GENERAL FUND	\$910.70
				VACAVILLE PD	\$2,096.52
				09-3027	VPD
				CDAA	\$17.65
				DA OFFICE	\$176.45
				GENERAL FUND	\$423.48
				VALLEJO PD	\$974.89
09-3028	VPD	\$1,515.69	8/20/2010	15% - 11489	\$147.77
				CDAA	\$15.16
				DA OFFICE	\$151.57
				GENERAL FUND	\$363.77
				VALLEJO PD	\$837.42
				09-3029	FFPD
				CDAA	\$1.25
				DA OFFICE	\$12.53
				FAIRFIELD PD	\$69.24
				GENERAL FUND	\$30.07
09-3030	VPD	\$1,778.88	2/16/2010	15% - 11489	\$173.44
				CDAA	\$17.79
				DA OFFICE	\$177.89



State of California
ASSET FORFEITURE REPORT - 2010

Table 3

Admin Number	Docket Number	Amount Forfeited	Date Disbursed	Recipient	Amount Disbursed
				GENERAL FUND	\$426.93
				VALLEJO PD	\$982.83
09-3031	NET/SO	\$1,884.98	8/20/2010	15% - 11489	\$183.78
				CDA A	\$18.85
				DA OFFICE	\$188.50
				GENERAL FUND	\$452.40
				SOLANO CO SO	\$446.33
				TF SOLANO CO NET-SOLNET	\$595.12
09-3032	NET/SO	\$384.53	2/5/2010	15% - 11489	\$37.49
				CDA A	\$3.85
				DA OFFICE	\$38.45
				GENERAL FUND	\$92.29
				SOLANO CO SO	\$212.45
09-3033	FFPD	\$226.73	2/16/2010	15% - 11489	\$22.10
				CDA A	\$2.27
				DA OFFICE	\$22.67
				FAIRFIELD PD	\$125.27
				GENERAL FUND	\$54.42
09-3034	VVPD	\$3,593.97	10/4/2010	15% - 11489	\$350.41
				CDA A	\$35.94
				DA OFFICE	\$359.40
				GENERAL FUND	\$862.55
				VACAVILLE PD	\$1,985.67
09-3035	VVPD	\$907.98	2/5/2010	15% - 11489	\$88.52
				CDA A	\$9.08
				DA OFFICE	\$90.80
				GENERAL FUND	\$217.92
				VACAVILLE PD	\$501.66
09-3036	VVPD	\$126.70	2/5/2010	15% - 11489	\$12.35
				CDA A	\$1.27
				DA OFFICE	\$12.67
				GENERAL FUND	\$30.41
				VACAVILLE PD	\$70.00
09-3037	FFPD	\$193.53	2/16/2010	15% - 11489	\$18.86
				CDA A	\$1.94
				DA OFFICE	\$19.35
				FAIRFIELD PD	\$106.93
				GENERAL FUND	\$46.45
09-3038	VPD	\$964.88	2/16/2010	15% - 11489	\$94.08



State of California
ASSET FORFEITURE REPORT - 2010

Table 3

Admin Number	Docket Number	Amount Forfeited	Date Disbursed	Recipient	Amount Disbursed
				CDA	\$9.65
				DA OFFICE	\$96.49
				GENERAL FUND	\$231.57
				VALLEJO PD	\$533.09
09-3039	BPD	\$86.75	2/18/2010		
				15% - 11489	\$8.45
				BENICIA PD	\$47.93
				CDA	\$0.87
				DA OFFICE	\$8.68
				GENERAL FUND	\$20.82
09-3040	FPPD	\$896.06	2/16/2010		
				15% - 11489	\$87.36
				CDA	\$8.96
				DA OFFICE	\$89.61
				FAIRFIELD PD	\$495.08
				GENERAL FUND	\$215.05
09-3041	FFPD	\$242.44	2/16/2010		
				15% - 11489	\$23.63
				CDA	\$2.42
				DA OFFICE	\$24.24
				FAIRFIELD PD	\$133.96
				GENERAL FUND	\$58.19
09-3042	VVPD	\$118.51	2/5/2010		
				15% - 11489	\$11.55
				CDA	\$1.19
				DA OFFICE	\$11.85
				GENERAL FUND	\$28.44
				VACAVILLE PD	\$65.48
09-3043	FFPD	\$92.54	2/16/2010		
				15% - 11489	\$9.02
				CDA	\$0.93
				DA OFFICE	\$9.25
				FAIRFIELD PD	\$51.13
				GENERAL FUND	\$22.21
09-3044	VVPD	\$565.13	2/5/2010		
				15% - 11489	\$84.76
				CDA	\$5.65
				DA OFFICE	\$56.51
				GENERAL FUND	\$135.63
				VACAVILLE PD	\$282.58
09-3046	VVPD	\$583.31	2/5/2010		
				15% - 11489	\$56.87
				CDA	\$5.83
				DA OFFICE	\$58.33
				GENERAL FUND	\$139.99
				VACAVILLE PD	\$322.29



State of California
ASSET FORFEITURE REPORT - 2010

Table 3

Admin Number	Docket Number	Amount Forfeited	Date Disbursed	Recipient	Amount Disbursed
09-3047	VVPD	\$577.02	2/5/2010	15% - 11489	\$56.25
				CDA	\$5.77
				DA OFFICE	\$57.70
				GENERAL FUND	\$138.48
				VACAVILLE PD	\$318.82
09-3048	VVPD	\$12,899.31	2/5/2010	15% - 11489	\$1,257.68
				CDA	\$128.99
				DA OFFICE	\$1,289.93
				GENERAL FUND	\$3,095.83
				VACAVILLE PD	\$7,126.88
09-3049	VVPD	\$421.64	2/5/2010	15% - 11489	\$41.11
				CDA	\$4.22
				DA OFFICE	\$42.16
				GENERAL FUND	\$101.19
				VACAVILLE PD	\$232.96
09-3050	VVPD	\$842.08	2/5/2010	15% - 11489	\$82.10
				CDA	\$8.42
				DA OFFICE	\$84.21
				GENERAL FUND	\$202.10
				VACAVILLE PD	\$465.25
09-3052	FFPD	\$668.14	3/31/2010	15% - 11489	\$65.14
				CDA	\$6.68
				DA OFFICE	\$66.81
				FAIRFIELD PD	\$369.16
				GENERAL FUND	\$160.35
09-3053	VVPD	\$478.42	3/23/2010	15% - 11489	\$46.64
				CDA	\$4.78
				DA OFFICE	\$47.84
				GENERAL FUND	\$114.82
				VACAVILLE PD	\$264.34
09-3054	YONET	\$1,243.60	5/18/2010	15% - 11489	\$121.25
				CDA	\$12.44
				DA OFFICE	\$124.36
				GENERAL FUND	\$298.46
				TF YOLO NET-YONET	\$687.09
09-3055	FFPD	\$833.40	3/29/2010	15% - 11489	\$81.25
				CDA	\$8.33
				DA OFFICE	\$83.34
				FAIRFIELD PD	\$460.46



State of California
ASSET FORFEITURE REPORT - 2010

Table 3

Admin Number	Docket Number	Amount Forfeited	Date Disbursed	Recipient	Amount Disbursed
09-3057	SO	\$788.69	5/18/2010	GENERAL FUND	\$200.02
				15% - 11489	\$76.89
				CDAA	\$7.89
				DA OFFICE	\$78.87
				GENERAL FUND	\$189.29
09-3058	VVPD	\$507.41	3/23/2010	SOLANO CO DA	\$435.75
				15% - 11489	\$49.47
				CDAA	\$5.07
				DA OFFICE	\$50.74
				GENERAL FUND	\$121.78
09-3059	BPD	\$747.83	3/31/2010	VACAVILLE PD	\$280.35
				15% - 11489	\$72.91
				BENICIA PD	\$413.18
				CDAA	\$7.48
				DA OFFICE	\$74.78
10-3060	FFPD	\$1,110.23	3/31/2010	GENERAL FUND	\$179.48
				15% - 11489	\$108.24
				CDAA	\$11.10
				DA OFFICE	\$111.02
				FAIRFIELD PD	\$613.41
10-3061	FFPD	\$481.76	3/31/2010	GENERAL FUND	\$266.46
				15% - 11489	\$46.97
				CDAA	\$4.82
				DA OFFICE	\$48.18
				FAIRFIELD PD	\$266.17
10-3062	FFPD	\$127.63	3/31/2010	GENERAL FUND	\$115.62
				15% - 11489	\$12.44
				CDAA	\$1.28
				DA OFFICE	\$12.76
				FAIRFIELD PD	\$70.52
10-3063	SO	\$470.88	5/18/2010	GENERAL FUND	\$30.63
				15% - 11489	\$45.91
				CDAA	\$4.71
				DA OFFICE	\$47.09
				GENERAL FUND	\$113.01
10-3064	VVPD	\$3,805.55	11/4/2010	SOLANO CO SO	\$260.16
				15% - 11489	\$371.04
				CDAA	\$38.06
				DA OFFICE	\$380.56



State of California
ASSET FORFEITURE REPORT - 2010

Table 3

Admin Number	Docket Number	Amount Forfeited	Date Disbursed	Recipient	Amount Disbursed
				GENERAL FUND	\$913.33
				VACAVILLE PD	\$2,102.56
10-3065	FF	\$1,204.42	5/18/2010	15% - 11489	\$117.43
				CDA A	\$12.04
				DA OFFICE	\$120.44
				FAIRFIELD PD	\$665.45
				GENERAL FUND	\$289.06
10-3066	RVPD	\$883.90	6/28/2010	15% - 11489	\$86.18
				CDA A	\$8.84
				DA OFFICE	\$88.39
				GENERAL FUND	\$212.14
				RIO VISTA PD	\$488.35
10-3067	FFPD	\$155.29	5/18/2010	15% - 11489	\$15.14
				CDA A	\$1.55
				DA OFFICE	\$15.53
				FAIRFIELD PD	\$85.80
				GENERAL FUND	\$37.27
10-3068	SO	\$792.21	5/18/2010	15% - 11489	\$77.24
				CDA A	\$7.92
				DA OFFICE	\$79.22
				GENERAL FUND	\$190.13
				SOLANO CO SO	\$437.70
10-3070	VVPD	\$453.55	5/18/2010	15% - 11489	\$44.22
				CDA A	\$4.54
				DA OFFICE	\$45.36
				GENERAL FUND	\$108.85
				VACAVILLE PD	\$250.58
10-3071	FFPD	\$198.47	5/18/2010	15% - 11489	\$19.35
				CDA A	\$1.98
				DA OFFICE	\$19.85
				FAIRFIELD PD	\$109.66
				GENERAL FUND	\$47.63
10-3072	VVPD	\$976.12	5/18/2010	15% - 11489	\$95.17
				CDA A	\$9.76
				DA OFFICE	\$97.61
				GENERAL FUND	\$234.27
				VACAVILLE PD	\$539.31
10-3073	VPD	\$481.07	6/28/2010	15% - 11489	\$46.90
				CDA A	\$4.81



State of California
ASSET FORFEITURE REPORT - 2010

Table 3

Admin Number	Docket Number	Amount Forfeited	Date Disbursed	Recipient	Amount Disbursed
				DA OFFICE	\$48.11
				GENERAL FUND	\$115.46
				VALLEJO PD	\$265.79
10-3074	VVPD	\$216.17	5/18/2010	15% - 11489	\$21.07
				CDA A	\$2.16
				DA OFFICE	\$21.62
				GENERAL FUND	\$51.88
				VACAVILLE PD	\$119.44
10-3076	VVPD	\$524.19	5/18/2010	15% - 11489	\$51.10
				CDA A	\$5.24
				DA OFFICE	\$52.42
				GENERAL FUND	\$125.81
				VACAVILLE PD	\$289.62
10-3077	FFPD	\$300.84	6/28/2010	15% - 11489	\$29.33
				CDA A	\$3.01
				DA OFFICE	\$30.08
				FAIRFIELD PD	\$166.22
				GENERAL FUND	\$72.20
10-3080	VVPD	\$3,549.79	6/28/2010	15% - 11489	\$346.10
				CDA A	\$35.50
				DA OFFICE	\$354.98
				GENERAL FUND	\$851.95
				VACAVILLE PD	\$1,961.26
10-3081	SO	\$1,013.44	6/28/2010	15% - 11489	\$98.81
				CDA A	\$10.13
				DA OFFICE	\$101.34
				GENERAL FUND	\$243.23
				SOLANO CO SO	\$559.93
10-3082	SO	\$134.79	6/28/2010	15% - 11489	\$13.14
				CDA A	\$1.35
				DA OFFICE	\$13.48
				GENERAL FUND	\$32.35
				SOLANO CO SO	\$74.47
10-3083	SO	\$369.22	6/28/2010	15% - 11489	\$35.99
				CDA A	\$3.69
				DA OFFICE	\$36.92
				GENERAL FUND	\$88.61
				SOLANO CO SO	\$204.01
10-3084	VV	\$1,276.50	6/28/2010	15% - 11489	\$124.45



State of California
ASSET FORFEITURE REPORT - 2010

Table 3

Admin Number	Docket Number	Amount Forfeited	Date Disbursed	Recipient	Amount Disbursed
				CDAA	\$12.77
				DA OFFICE	\$127.65
				GENERAL FUND	\$306.36
				VACAVILLE PD	\$705.27
10-3085	FFPD	\$515.20	6/28/2010		
				15% - 11489	\$50.23
				CDAA	\$5.15
				DA OFFICE	\$51.52
				FAIRFIELD PD	\$284.65
				GENERAL FUND	\$123.65
10-3086	FFPD	\$5,050.30	6/28/2010		
				15% - 11489	\$492.40
				CDAA	\$50.50
				DA OFFICE	\$505.03
				FAIRFIELD PD	\$2,790.30
				GENERAL FUND	\$1,212.07
10-3090	FFPD	\$295.40	6/28/2010		
				15% - 11489	\$28.80
				CDAA	\$2.95
				DA OFFICE	\$29.54
				FAIRFIELD PD	\$163.21
				GENERAL FUND	\$70.90
10-3091	FFPD	\$719.29	6/28/2010		
				15% - 11489	\$70.13
				CDAA	\$7.19
				DA OFFICE	\$71.93
				FAIRFIELD PD	\$397.41
				GENERAL FUND	\$172.63
10-3093	CALMET/SOLNE	\$3,098.39	8/20/2010		
				15% - 11489	\$302.09
				CDAA	\$30.98
				DA OFFICE	\$309.84
				GENERAL FUND	\$743.61
				SOLANO CO SO	\$733.66
				TF SOLANO CO NET-SOLNET	\$978.21
10-3095	VVPD	\$2,101.84	8/10/2010		
				15% - 11489	\$204.92
				CDAA	\$21.02
				DA OFFICE	\$210.18
				GENERAL FUND	\$504.44
				VACAVILLE PD	\$1,161.28
10-3096	FFPD	\$28,790.61	12/31/2010		
				15% - 11489	\$2,807.08
				CDAA	\$287.91
				DA OFFICE	\$2,879.06
				FAIRFIELD PD	\$15,906.81
				GENERAL FUND	\$6,909.75



State of California
ASSET FORFEITURE REPORT - 2010

Table 3

Admin Number	Docket Number	Amount Forfeited	Date Disbursed	Recipient	Amount Disbursed
10-3097	FFPD	\$255.52	8/20/2010	15% - 11489	\$24.91
				CDA	\$2.56
				DA OFFICE	\$25.55
				FAIRFIELD PD	\$141.18
				GENERAL FUND	\$61.32
10-3098	FFPD	\$649.30	8/20/2010	15% - 11489	\$63.30
				CDA	\$6.49
				DA OFFICE	\$64.93
				FAIRFIELD PD	\$358.75
				GENERAL FUND	\$155.83
10-3099	FFPD	\$1,307.75	8/20/2010	15% - 11489	\$127.50
				CDA	\$13.08
				DA OFFICE	\$130.78
				FAIRFIELD PD	\$722.53
				GENERAL FUND	\$313.86
10-3100	VVPD	\$482.36	8/10/2010	15% - 11489	\$47.02
				CDA	\$4.82
				DA OFFICE	\$48.24
				GENERAL FUND	\$115.77
				VACAVILLE PD	\$266.51
10-3101	NET	\$8,316.60	8/20/2010	15% - 11489	\$810.86
				CDA	\$83.17
				DA OFFICE	\$831.66
				GENERAL FUND	\$1,995.98
				SOLANO CO SO	\$1,969.26
				TF SOLANO CO NET-SOLNET	\$2,625.67
10-3102	FFPD	\$3,561.63	8/20/2010	15% - 11489	\$347.25
				CDA	\$35.62
				DA OFFICE	\$356.16
				FAIRFIELD PD	\$1,967.81
				GENERAL FUND	\$854.79
10-3103	NET	\$947.59	8/20/2010	15% - 11489	\$92.39
				CDA	\$9.48
				DA OFFICE	\$94.76
				GENERAL FUND	\$227.42
				SOLANO CO SO	\$224.38
				TF SOLANO CO NET-SOLNET	\$299.16
10-3105	VVPD	\$1,004.29	10/4/2010	15% - 11489	\$97.91
				CDA	\$10.04



State of California
ASSET FORFEITURE REPORT - 2010

Table 3

Admin Number	Docket Number	Amount Forfeited	Date Disbursed	Recipient	Amount Disbursed
				DA OFFICE	\$100.43
				GENERAL FUND	\$241.03
				VACAVILLE PD	\$554.88
10-3107	VPD	\$662.84	10/8/2010		
				15% - 11489	\$64.62
				CDA A	\$6.63
				DA OFFICE	\$66.28
				GENERAL FUND	\$159.08
				VALLEJO PD	\$366.23
10-3108	BPD	\$352.45	10/23/2010		
				15% - 11489	\$34.36
				BENICIA PD	\$194.73
				CDA A	\$3.52
				DA OFFICE	\$35.25
				GENERAL FUND	\$84.59
10-3109	VVPD	\$467.24	9/14/2010		
				15% - 11489	\$45.55
				CDA A	\$4.67
				DA OFFICE	\$46.72
				GENERAL FUND	\$112.14
				VACAVILLE PD	\$258.16
10-3110	VVPD	\$246.47	10/2/2010		
				15% - 11489	\$24.03
				CDA A	\$2.46
				DA OFFICE	\$24.65
				GENERAL FUND	\$59.15
				VACAVILLE PD	\$136.18
10-3112	FFPD	\$644.00	10/8/2010		
				15% - 11489	\$62.79
				CDA A	\$6.44
				DA OFFICE	\$64.40
				FAIRFIELD PD	\$355.81
				GENERAL FUND	\$154.56
10-3113	VVPD	\$390.17	10/2/2010		
				15% - 11489	\$38.04
				CDA A	\$3.90
				DA OFFICE	\$39.02
				GENERAL FUND	\$93.64
				VACAVILLE PD	\$215.57
10-3114	FFPD	\$237.62	10/8/2010		
				15% - 11489	\$23.16
				CDA A	\$2.38
				DA OFFICE	\$23.76
				FAIRFIELD PD	\$131.29
				GENERAL FUND	\$57.03
10-3115	FFPD	\$572.97	10/8/2010		
				15% - 11489	\$55.86



State of California
ASSET FORFEITURE REPORT - 2010

Table 3

Admin Number	Docket Number	Amount Forfeited	Date Disbursed	Recipient	Amount Disbursed
				CDAA	\$5.73
				DA OFFICE	\$57.30
				FAIRFIELD PD	\$316.57
				GENERAL FUND	\$137.51
10-3117	FFPD	\$511.15	10/8/2010		
				15% - 11489	\$3.65
				CDAA	\$5.11
				DA OFFICE	\$51.12
				FAIRFIELD PD	\$328.59
				GENERAL FUND	\$122.68
10-3118	FFPD	\$1,172.18	12/30/2010		
				15% - 11489	\$114.25
				CDAA	\$11.72
				DA OFFICE	\$117.22
				FAIRFIELD PD	\$647.67
				GENERAL FUND	\$281.32
10-3120	FFPD	\$577.65	10/8/2010		
				15% - 11489	\$56.32
				CDAA	\$5.78
				DA OFFICE	\$57.77
				FAIRFIELD PD	\$319.14
				GENERAL FUND	\$138.64
10-3121	FFPD	\$1,220.68	11/19/2010		
				15% - 11489	\$119.01
				CDAA	\$12.21
				DA OFFICE	\$122.07
				FAIRFIELD PD	\$674.43
				GENERAL FUND	\$292.96
10-3122	FFPD	\$222.49	11/19/2010		
				15% - 11489	\$21.69
				CDAA	\$2.22
				DA OFFICE	\$22.25
				FAIRFIELD PD	\$122.93
				GENERAL FUND	\$53.40
10-3124	BERK PD	\$2,980.50	11/19/2010		
				15% - 11489	\$290.59
				BERKELEY PD	\$1,646.73
				CDAA	\$29.81
				DA OFFICE	\$298.05
				GENERAL FUND	\$715.32
10-3126	NET/CALMETT	\$30,241.96	12/31/2010		
				15% - 11489	\$2,948.59
				CDAA	\$302.42
				DA OFFICE	\$3,024.20
				GENERAL FUND	\$7,258.07
				SOLANO CO SO	\$6,265.75
				TF SOLANO CO NET-SOLNET	\$10,442.93



State of California
ASSET FORFEITURE REPORT - 2010

Table 3

Admin Number	Docket Number	Amount Forfeited	Date Disbursed	Recipient	Amount Disbursed
10-3127	VVPD	\$384.43	11/19/2010	15% - 11489	\$37.48
				CDA A	\$3.84
				DA OFFICE	\$38.44
				GENERAL FUND	\$92.26
				VACAVILLE PD	\$212.41
10-3128	SOLNET/CALMT	\$901.43	11/19/2010	15% - 11489	\$87.88
				CDA A	\$9.01
				DA OFFICE	\$90.14
				GENERAL FUND	\$216.34
				SOLANO CO SO	\$186.78
				TF SOLANO CO NET-SOLNET	\$311.28
10-3130	VVPD	\$1,411.18	12/30/2010	15% - 11489	\$137.59
				CDA A	\$14.11
				DA OFFICE	\$141.12
				GENERAL FUND	\$338.68
				VACAVILLE PD	\$779.68
10-3134	FFPD	\$299.69	11/19/2010	15% - 11489	\$29.22
				CDA A	\$3.00
				DA OFFICE	\$29.97
				FAIRFIELD PD	\$165.57
				GENERAL FUND	\$71.93
10-3138	VVPD	\$355.74	11/19/2010	15% - 11489	\$34.68
				CDA A	\$3.56
				DA OFFICE	\$35.57
				GENERAL FUND	\$85.38
				VACAVILLE PD	\$196.55
10-3139	VVPD	\$763.86	12/30/2010	15% - 11489	\$74.47
				CDA A	\$7.64
				DA OFFICE	\$76.39
				GENERAL FUND	\$183.33
				VACAVILLE PD	\$422.03
10-3141	FFPD	\$84.06	12/30/2010	15% - 11489	\$8.19
				CDA A	\$0.84
				DA OFFICE	\$8.41
				FAIRFIELD PD	\$46.45
				GENERAL FUND	\$20.17
10-3142	FFPD	\$231.58	12/30/2010	15% - 11489	\$22.57
				CDA A	\$2.32
				DA OFFICE	\$23.16



State of California
ASSET FORFEITURE REPORT - 2010

Table 3

Admin Number	Docket Number	Amount Forfeited	Date Disbursed	Recipient	Amount Disbursed
				FAIRFIELD PD	\$127.95
				GENERAL FUND	\$55.58
10-3144	VVPD	\$891.97	12/30/2010	15% - 11489	\$86.96
				CDA A	\$8.92
				DA OFFICE	\$89.20
				GENERAL FUND	\$214.07
				VACAVILLE PD	\$492.82
10-3145	VVPD	\$391.02	12/30/2010	15% - 11489	\$38.12
				CDA A	\$3.91
				DA OFFICE	\$39.10
				GENERAL FUND	\$93.84
				VACAVILLE PD	\$216.05
10-3148	VVPD	\$404.25	12/30/2010	15% - 11489	\$39.41
				CDA A	\$4.04
				DA OFFICE	\$40.43
				GENERAL FUND	\$97.02
				VACAVILLE PD	\$223.35
10-3149	VVPD	\$544.44	12/30/2010	15% - 11489	\$53.08
				CDA A	\$5.44
				DA OFFICE	\$54.44
				GENERAL FUND	\$130.67
				VACAVILLE PD	\$300.81
10-3150	FFPD	\$578.19	12/30/2010	15% - 11489	\$56.37
				CDA A	\$5.78
				DA OFFICE	\$57.82
				FAIRFIELD PD	\$319.45
				GENERAL FUND	\$138.77
10-3153	FFPD	\$165.72	12/30/2010	15% - 11489	\$16.15
				CDA A	\$1.66
				DA OFFICE	\$16.57
				FAIRFIELD PD	\$91.57
				GENERAL FUND	\$39.77
SOLANO					\$364,298.69



State of California
ASSET FORFEITURE REPORT - 2010

Table 3

Admin Number	Docket Number	Amount Forfeited	Date Disbursed	Recipient	Amount Disbursed
SONOMA					
01-507		\$100,030.87	8/17/2010	15% - 11489	\$9,753.01
				CDAA	\$1,000.31
				DA OFFICE	\$10,003.09
				GENERAL FUND	\$24,007.41
				PETALUMA PD	\$4,255.56
				ROHNERT PARK PD	\$4,255.56
				SANTA ROSA PD	\$8,511.13
				SONOMA CO PROBATION	\$4,255.56
				SONOMA CO SO	\$33,989.24
03-051		\$3,158.65	1/26/2010	15% - 11489	\$307.97
				CDAA	\$31.58
				DA OFFICE	\$315.87
				GENERAL FUND	\$758.08
				SANTA ROSA PD	\$1,745.15
04-024		\$13,266.17	4/16/2010	15% - 11489	\$1,293.46
				CA DOJ-BNE SONOMA	\$456.26
				CDAA	\$132.66
				CHP-SANTA ROSA	\$1,832.39
				DA OFFICE	\$1,326.62
				GENERAL FUND	\$3,183.88
				ROHNERT PARK PD	\$456.26
				SANTA ROSA PD	\$918.03
				SONOMA CO PROBATION	\$456.26
				SONOMA CO SO	\$3,210.35
07-002A		\$16,552.59	6/1/2010	15% - 11489	\$1,613.88
				CDAA	\$165.53
				DA OFFICE	\$1,655.26
				GENERAL FUND	\$3,972.62
				ROHNERT PARK PD	\$1,143.16
				SONOMA CO PROBATION	\$1,143.16
				SONOMA CO SO	\$6,858.98
07-002C		\$9,073.72	6/1/2010	15% - 11489	\$884.69
				CDAA	\$90.74
				DA OFFICE	\$907.37
				GENERAL FUND	\$2,177.69
				ROHNERT PARK PD	\$626.65
				SONOMA CO PROBATION	\$626.65
				SONOMA CO SO	\$3,759.93
07-071		\$1,535.18	6/30/2010	15% - 11489	\$143.49
				15% - 11489	\$6.19



State of California
ASSET FORFEITURE REPORT - 2010

Table 3

Admin Number	Docket Number	Amount Forfeited	Date Disbursed	Recipient	Amount Disbursed
				CDA	\$15.36
				DA OFFICE	\$153.52
				GENERAL FUND	\$368.44
				SANTA ROSA PD	\$813.09
				SANTA ROSA PD	\$35.09
07-083A		\$2,583.60	7/22/2010		
				15% - 11489	\$241.93
				15% - 11489	\$9.97
				CDA	\$25.84
				DA OFFICE	\$258.37
				GENERAL FUND	\$620.06
				SANTA ROSA PD	\$1,370.93
				SANTA ROSA PD	\$56.50
08-019A		\$13,514.00	4/26/2010		
				15% - 11489	\$1,317.62
				CDA	\$135.14
				DA OFFICE	\$1,351.40
				GENERAL FUND	\$3,243.36
				SONOMA CO SO	\$7,466.48
08-026		\$5,206.87	10/5/2010		
				15% - 11489	\$507.67
				CDA	\$52.07
				DA OFFICE	\$520.69
				GENERAL FUND	\$1,249.64
				SONOMA CO SO	\$2,876.80
08-064		\$5,460.00	6/26/2010		
				15% - 11489	\$532.35
				CDA	\$54.60
				DA OFFICE	\$546.00
				GENERAL FUND	\$1,310.40
				SANTA ROSA PD	\$3,016.65
08-069		\$8,521.66	4/9/2010		
				15% - 11489	\$830.86
				CDA	\$85.21
				DA OFFICE	\$852.17
				GENERAL FUND	\$2,045.20
				SANTA ROSA PD	\$4,708.22
08-202		\$2,379.27	3/11/2010		
				15% - 11489	\$231.98
				CDA	\$23.79
				COTATI PD	\$1,314.54
				DA OFFICE	\$237.93
				GENERAL FUND	\$571.03
09-001		\$15,198.50	1/8/2010		
				15% - 11489	\$1,481.85
				CDA	\$151.99
				DA OFFICE	\$1,519.85



State of California
ASSET FORFEITURE REPORT - 2010

Table 3

Admin Number	Docket Number	Amount Forfeited	Date Disbursed	Recipient	Amount Disbursed
				GENERAL FUND	\$3,647.64
				SONOMA CO SO	\$8,397.17
09-004		\$41,653.06	4/16/2010	15% - 11489	\$4,061.17
				CDA A	\$416.53
				DA OFFICE	\$4,165.31
				GENERAL FUND	\$9,996.73
				SONOMA CO SO	\$23,013.32
09-005		\$14,200.55	2/24/2010	15% - 11489	\$1,384.55
				CDA A	\$142.00
				DA OFFICE	\$1,420.06
				GENERAL FUND	\$3,408.13
				SONOMA CO SO	\$7,845.81
09-006		\$5,915.40	1/8/2010	15% - 11489	\$576.75
				CDA A	\$59.15
				DA OFFICE	\$591.54
				GENERAL FUND	\$1,419.70
				SONOMA CO SO	\$3,268.26
09-011		\$3,959.08	2/26/2010	15% - 11489	\$386.01
				CDA A	\$39.59
				DA OFFICE	\$395.91
				GENERAL FUND	\$950.18
				SONOMA CO SO	\$2,187.39
09-013		\$10,527.87	3/10/2010	15% - 11489	\$1,026.47
				CDA A	\$105.28
				DA OFFICE	\$1,052.79
				GENERAL FUND	\$2,526.69
				SONOMA CO SO	\$5,816.64
09-014		\$5,509.25	3/10/2010	15% - 11489	\$537.15
				CDA A	\$55.09
				DA OFFICE	\$550.93
				GENERAL FUND	\$1,322.22
				SONOMA CO SO	\$3,043.86
09-017		\$27,305.76	9/10/2010	15% - 11489	\$2,662.31
				CDA A	\$273.06
				DA OFFICE	\$2,730.58
				GENERAL FUND	\$6,553.38
				SONOMA CO SO	\$15,086.43
09-018		\$2,801.34	5/14/2010	15% - 11489	\$273.13
				CDA A	\$28.01



State of California
ASSET FORFEITURE REPORT - 2010

Table 3

Admin Number	Docket Number	Amount Forfeited	Date Disbursed	Recipient	Amount Disbursed
				DA OFFICE	\$280.14
				GENERAL FUND	\$672.32
				SONOMA CO SO	\$1,547.74
09-020		\$19,793.33	3/26/2010	15% - 11489	\$1,929.85
				CDA A	\$197.93
				DA OFFICE	\$1,979.34
				GENERAL FUND	\$4,750.40
				SONOMA CO SO	\$10,935.81
09-021		\$4,958.70	3/26/2010	15% - 11489	\$483.47
				CDA A	\$49.58
				DA OFFICE	\$495.87
				GENERAL FUND	\$1,190.09
				SONOMA CO SO	\$2,739.69
09-022		\$2,033.18	6/24/2010	15% - 11489	\$198.24
				CDA A	\$20.33
				DA OFFICE	\$203.32
				GENERAL FUND	\$487.96
				SONOMA CO SO	\$1,123.33
09-023		\$5,332.57	3/26/2010	15% - 11489	\$519.93
				CDA A	\$53.32
				DA OFFICE	\$533.26
				GENERAL FUND	\$1,279.82
				SONOMA CO SO	\$2,946.24
09-025		\$3,965.76	5/25/2010	15% - 11489	\$386.66
				CDA A	\$39.66
				DA OFFICE	\$396.58
				GENERAL FUND	\$951.78
				SONOMA CO SO	\$2,191.08
09-052B		\$676.80	4/21/2010	15% - 11489	\$65.99
				CDA A	\$6.77
				DA OFFICE	\$67.68
				GENERAL FUND	\$162.43
				SANTA ROSA PD	\$373.93
09-054		\$1,168.51	4/9/2010	15% - 11489	\$113.93
				CDA A	\$11.69
				DA OFFICE	\$116.85
				GENERAL FUND	\$280.44
				SANTA ROSA PD	\$645.60
09-058		\$5,502.18	3/10/2010	15% - 11489	\$536.46



State of California
ASSET FORFEITURE REPORT - 2010

Table 3

Admin Number	Docket Number	Amount Forfeited	Date Disbursed	Recipient	Amount Disbursed
				CDA A	\$55.02
				DA OFFICE	\$550.22
				GENERAL FUND	\$1,320.52
				SANTA ROSA PD	\$3,039.96
09-059		\$30,725.03	2/5/2010		
				15% - 11489	\$2,995.69
				CDA A	\$307.25
				DA OFFICE	\$3,072.50
				GENERAL FUND	\$7,374.01
				SANTA ROSA PD	\$16,975.58
09-060		\$36,657.18	3/23/2010		
				15% - 11489	\$3,574.08
				CDA A	\$366.57
				DA OFFICE	\$3,665.72
				GENERAL FUND	\$8,797.72
				SANTA ROSA PD	\$20,253.09
09-061		\$2,551.28	2/22/2010		
				15% - 11489	\$248.75
				CDA A	\$25.51
				DA OFFICE	\$255.13
				GENERAL FUND	\$612.31
				SANTA ROSA PD	\$1,409.58
09-062		\$2,360.68	6/17/2010		
				15% - 11489	\$230.17
				CDA A	\$23.61
				DA OFFICE	\$236.07
				GENERAL FUND	\$566.56
				SANTA ROSA PD	\$1,304.27
09-063		\$760.25	2/22/2010		
				15% - 11489	\$74.12
				CDA A	\$7.60
				DA OFFICE	\$76.03
				GENERAL FUND	\$182.46
				SANTA ROSA PD	\$420.04
09-103		\$40,996.54	6/8/2010		
				15% - 11489	\$3,997.16
				CDA A	\$409.97
				DA OFFICE	\$4,099.65
				GENERAL FUND	\$9,839.17
				ROHNERT PARK PD	\$22,650.59
09-252		\$2,797.48	8/12/2010		
				15% - 11489	\$272.75
				CDA A	\$27.97
				CLOVERDALE PD	\$1,545.61
				DA OFFICE	\$279.76
				GENERAL FUND	\$671.39



State of California
ASSET FORFEITURE REPORT - 2010

Table 3

Admin Number	Docket Number	Amount Forfeited	Date Disbursed	Recipient	Amount Disbursed
09-M05		\$2,093.17	3/23/2010	15% - 11489	\$204.08
				CDA A	\$20.93
				DA OFFICE	\$209.32
				GENERAL FUND	\$502.36
				SONOMA CO SO	\$1,156.48
09-M14		\$8,410.76	1/8/2010	15% - 11489	\$820.05
				CDA A	\$84.11
				DA OFFICE	\$841.08
				GENERAL FUND	\$2,018.58
				ROHNERT PARK PD	\$580.87
				SONOMA CO PROBATION	\$580.87
				SONOMA CO SO	\$3,485.20
09-M15		\$3,879.47	1/8/2010	15% - 11489	\$378.25
				CDA A	\$38.79
				DA OFFICE	\$387.95
				GENERAL FUND	\$931.07
				SONOMA CO SO	\$2,143.41
09-M18		\$6,975.10	1/8/2010	15% - 11489	\$680.07
				CDA A	\$69.76
				DA OFFICE	\$697.51
				GENERAL FUND	\$1,674.02
				SONOMA CO SO	\$3,853.74
09-M19		\$1,947.00	1/26/2010	15% - 11489	\$189.83
				CDA A	\$19.47
				DA OFFICE	\$194.70
				GENERAL FUND	\$467.28
				SONOMA CO SO	\$1,075.72
09-M20		\$27,288.42	12/15/2010	15% - 11489	\$2,660.62
				CDA A	\$272.89
				DA OFFICE	\$2,728.84
				GENERAL FUND	\$6,549.22
				SONOMA CO SO	\$15,076.85
09-M21		\$2,125.31	3/10/2010	15% - 11489	\$207.22
				CDA A	\$21.25
				DA OFFICE	\$212.53
				GENERAL FUND	\$510.08
				SONOMA CO SO	\$1,174.23
10-003	DAR-616876	\$8,006.58	7/22/2010	15% - 11489	\$780.64
				CDA A	\$80.06



State of California
ASSET FORFEITURE REPORT - 2010

Table 3

Admin Number	Docket Number	Amount Forfeited	Date Disbursed	Recipient	Amount Disbursed
				DA OFFICE	\$800.66
				GENERAL FUND	\$1,921.58
				SONOMA CO SO	\$4,423.64
10-051		\$921.48	3/23/2010	15% - 11489	\$89.84
				CDA A	\$9.21
				DA OFFICE	\$92.15
				GENERAL FUND	\$221.16
				SANTA ROSA PD	\$509.12
10-052		\$5,025.66	8/12/2010	15% - 11489	\$490.00
				CDA A	\$50.26
				DA OFFICE	\$502.57
				GENERAL FUND	\$1,206.15
				SANTA ROSA PD	\$2,776.68
10-053		\$1,458.39	5/24/2010	15% - 11489	\$142.19
				CDA A	\$14.59
				DA OFFICE	\$145.84
				GENERAL FUND	\$350.01
				SANTA ROSA PD	\$805.76
10-054		\$1,632.26	6/17/2010	15% - 11489	\$159.15
				CDA A	\$16.32
				DA OFFICE	\$163.23
				GENERAL FUND	\$391.74
				SANTA ROSA PD	\$901.82
10-057		\$5,983.98	12/15/2010	15% - 11489	\$583.44
				CDA A	\$59.84
				DA OFFICE	\$598.40
				GENERAL FUND	\$1,436.15
				SANTA ROSA PD	\$3,306.15
10-058/059	619439	\$4,216.19	10/8/2010	15% - 11489	\$411.08
				CDA A	\$42.16
				DA OFFICE	\$421.62
				GENERAL FUND	\$1,011.89
				SANTA ROSA PD	\$2,329.44
10-062	620049	\$49,347.24	10/1/2010	15% - 11489	\$4,811.36
				CDA A	\$493.47
				DA OFFICE	\$4,934.72
				GENERAL FUND	\$11,843.34
				SANTA ROSA PD	\$27,264.35
10-063	596110	\$6,668.20	10/5/2010	15% - 11489	\$650.15



State of California
ASSET FORFEITURE REPORT - 2010

Table 3

Admin Number	Docket Number	Amount Forfeited	Date Disbursed	Recipient	Amount Disbursed
				CDAA	\$66.68
				DA OFFICE	\$666.82
				GENERAL FUND	\$1,600.37
				SANTA ROSA PD	\$3,684.18
10-064	623328	\$1,443.86	11/3/2010		
				15% - 11489	\$140.78
				CDAA	\$14.44
				DA OFFICE	\$144.39
				GENERAL FUND	\$346.52
				SANTA ROSA PD	\$797.73
10-102		\$2,004.20	8/12/2010		
				15% - 11489	\$195.41
				CDAA	\$20.04
				DA OFFICE	\$200.42
				GENERAL FUND	\$481.01
				ROHNERT PARK PD	\$1,107.32
10-252	622350	\$1,308.78	11/3/2010		
				15% - 11489	\$127.61
				CDAA	\$13.08
				CLOVERDALE PD	\$723.10
				DA OFFICE	\$130.88
				GENERAL FUND	\$314.11
10-M02		\$3,318.05	5/14/2010		
				15% - 11489	\$323.51
				CDAA	\$33.18
				DA OFFICE	\$331.81
				GENERAL FUND	\$796.33
				SONOMA CO SO	\$1,833.22
10-M03		\$1,842.00	5/26/2010		
				15% - 11489	\$179.60
				CDAA	\$18.42
				DA OFFICE	\$184.20
				GENERAL FUND	\$442.08
				SONOMA CO SO	\$1,017.70
10-M04		\$2,647.00	8/31/2010		
				15% - 11489	\$258.08
				CDAA	\$26.47
				DA OFFICE	\$264.70
				GENERAL FUND	\$635.28
				SONOMA CO SO	\$1,462.47
10-M06		\$688.00	6/24/2010		
				15% - 11489	\$67.08
				CDAA	\$6.88
				DA OFFICE	\$68.80
				GENERAL FUND	\$165.12
				SONOMA CO SO	\$380.12



State of California
ASSET FORFEITURE REPORT - 2010

Table 3

Admin Number	Docket Number	Amount Forfeited	Date Disbursed	Recipient	Amount Disbursed
10-M07	615188	\$1,925.25	7/30/2010	15% - 11489	\$187.71
				CDA	\$19.25
				DA OFFICE	\$192.53
				GENERAL FUND	\$462.06
				SONOMA CO SO	\$1,063.70
10-M08		\$1,358.25	8/13/2010	15% - 11489	\$132.43
				CDA	\$13.58
				DA OFFICE	\$135.83
				GENERAL FUND	\$325.98
				SONOMA CO SO	\$750.43
10-M09		\$434.94	8/13/2010	15% - 11489	\$42.41
				CDA	\$4.35
				DA OFFICE	\$43.49
				GENERAL FUND	\$104.39
				SONOMA CO SO	\$240.30
10-M10		\$3,297.25	8/13/2010	15% - 11489	\$321.48
				CDA	\$32.97
				DA OFFICE	\$329.73
				GENERAL FUND	\$791.34
				SONOMA CO SO	\$1,821.73
10-M11	615570	\$3,522.00	10/14/2010	15% - 11489	\$343.40
				CDA	\$35.22
				DA OFFICE	\$352.20
				GENERAL FUND	\$845.28
				SONOMA CO SO	\$1,945.90
10-M13	620058	\$1,117.20	10/12/2010	15% - 11489	\$108.93
				CDA	\$11.17
				DA OFFICE	\$111.72
				GENERAL FUND	\$268.13
				SONOMA CO SO	\$617.25
10-M14	605678	\$1,245.98	10/1/2010	15% - 11489	\$121.48
				CDA	\$12.46
				DA OFFICE	\$124.60
				GENERAL FUND	\$299.03
				SONOMA CO SO	\$688.41
10-M15	607744	\$1,867.84	9/2/2010	15% - 11489	\$182.12
				CDA	\$18.68
				DA OFFICE	\$186.78
				GENERAL FUND	\$448.28



State of California
ASSET FORFEITURE REPORT - 2010

Table 3

Admin Number	Docket Number	Amount Forfeited	Date Disbursed	Recipient	Amount Disbursed
10-M16	599659	\$1,470.62	9/2/2010	SONOMA CO SO	\$1,031.98
				15% - 11489	\$143.38
				CDAA	\$14.71
				DA OFFICE	\$147.06
				GENERAL FUND	\$352.95
10-M17	615846	\$1,271.02	10/1/2010	SONOMA CO SO	\$812.52
				15% - 11489	\$123.92
				CDAA	\$12.72
				DA OFFICE	\$127.10
				GENERAL FUND	\$305.04
10-M18	602346	\$2,342.89	10/1/2010	SONOMA CO SO	\$702.24
				15% - 11489	\$228.43
				CDAA	\$23.43
				DA OFFICE	\$234.29
				GENERAL FUND	\$562.29
10-M20	593293	\$985.20	10/12/2010	SONOMA CO SO	\$1,294.45
				15% - 11489	\$96.06
				CDAA	\$9.85
				DA OFFICE	\$98.52
				GENERAL FUND	\$236.45
10-M23		\$3,754.40	12/15/2010	SONOMA CO SO	\$544.32
				15% - 11489	\$366.05
				CDAA	\$37.54
				DA OFFICE	\$375.44
				GENERAL FUND	\$901.06
SONOMA					\$642,456.80



State of California
ASSET FORFEITURE REPORT - 2010

Table 3

Admin Number	Docket Number	Amount Forfeited	Date Disbursed	Recipient	Amount Disbursed
STANISLAUS					
F0604026	1104360	\$1,338.92	9/10/2010	15% - 11489	\$130.54
				CDA A	\$13.39
				DA OFFICE	\$133.89
				GENERAL FUND	\$321.34
				MODESTO PD	\$739.76
F0611043	1219567	\$26,506.00	8/9/2010	15% - 11489	\$2,584.33
				CDA A	\$265.06
				DA OFFICE	\$2,650.60
				GENERAL FUND	\$6,361.44
				MODESTO PD	\$14,644.57
F0701040	1219989	\$10,004.00	4/7/2010	15% - 11489	\$975.39
				CDA A	\$100.04
				DA OFFICE	\$1,000.40
				GENERAL FUND	\$2,400.96
				MODESTO PD	\$5,527.21
F0801015	1242126	\$4,893.18	7/19/2010	15% - 11489	\$477.08
				CDA A	\$48.93
				DA OFFICE	\$489.32
				GENERAL FUND	\$1,174.36
				SSJMMTF-HIDTA	\$1,351.75
				STANISLAUS DRUG ENF AGY	\$1,351.74
F0802014	1241525	\$653.97	11/22/2010	15% - 11489	\$63.76
				CDA A	\$6.54
				DA OFFICE	\$65.40
				GENERAL FUND	\$156.95
				MODESTO PD	\$361.32
F0802024	1241994	\$4,952.51	8/9/2010	15% - 11489	\$482.87
				CDA A	\$49.53
				DA OFFICE	\$495.25
				GENERAL FUND	\$1,188.60
				MODESTO PD	\$2,736.26
F0803025	1242235	\$663.26	8/9/2010	15% - 11489	\$64.67
				CDA A	\$6.63
				DA OFFICE	\$66.33
				GENERAL FUND	\$159.18
				MODESTO PD	\$366.45
F0804030	1246771	\$137.15	11/22/2010	15% - 11489	\$13.37
				CDA A	\$1.37



State of California
ASSET FORFEITURE REPORT - 2010

Table 3

Admin Number	Docket Number	Amount Forfeited	Date Disbursed	Recipient	Amount Disbursed
				DA OFFICE	\$13.71
				GENERAL FUND	\$32.92
				MODESTO PD	\$75.78
F0809021	1251004	\$4,912.28	4/7/2010		
				15% - 11489	\$478.94
				CDA A	\$49.12
				DA OFFICE	\$491.23
				GENERAL FUND	\$1,178.95
				STANISLAUS DRUG ENF AGY	\$2,714.04
F0901013	1255616	\$644.61	7/19/2010		
				15% - 11489	\$62.85
				CDA A	\$6.44
				DA OFFICE	\$64.46
				GENERAL FUND	\$154.71
				STANISLAUS DRUG ENF AGY	\$356.15
F0901028	1254546	\$886.05	7/19/2010		
				15% - 11489	\$86.39
				CDA A	\$8.86
				DA OFFICE	\$88.61
				GENERAL FUND	\$212.65
				STANISLAUS DRUG ENF AGY	\$489.54
F0901064	1249099	\$6,078.90	4/7/2010		
				CA DOJ-BNE SACRAMENTO	\$3,951.28
				CDA A	\$60.79
				DA OFFICE	\$607.89
				GENERAL FUND	\$1,458.94
F0903018	1258379	\$923.23	7/19/2010		
				15% - 11489	\$90.01
				CDA A	\$9.23
				DA OFFICE	\$92.32
				GENERAL FUND	\$221.58
				STANISLAUS DRUG ENF AGY	\$510.09
F0903025	1258854	\$3,019.85	1/27/2010		
				15% - 11489	\$294.44
				CDA A	\$30.20
				DA OFFICE	\$301.99
				GENERAL FUND	\$724.76
				MODESTO PD	\$1,668.46
F0903032	1401601	\$14,116.33	1/27/2010		
				15% - 11489	\$1,376.34
				CDA A	\$141.16
				DA OFFICE	\$1,411.63
				GENERAL FUND	\$3,387.92
				TURLOCK PD	\$7,799.28
F0905035	1401912	\$917.78	1/27/2010		
				15% - 11489	\$89.48
				CDA A	\$9.18



State of California
ASSET FORFEITURE REPORT - 2010

Table 3

Admin Number	Docket Number	Amount Forfeited	Date Disbursed	Recipient	Amount Disbursed
				DA OFFICE	\$91.78
				GENERAL FUND	\$220.27
				TURLOCK PD	\$507.07
F0905038	1402785	\$4,371.29	1/27/2010		
				15% - 11489	\$426.20
				CDA A	\$43.71
				DA OFFICE	\$437.13
				GENERAL FUND	\$1,049.11
				STANISLAUS DRUG ENF AGY	\$2,415.14
F0905042	1403713	\$1,803.22	1/27/2010		
				15% - 11489	\$175.82
				CDA A	\$18.03
				DA OFFICE	\$180.32
				GENERAL FUND	\$432.77
				STANISLAUS DRUG ENF AGY	\$996.28
F0907061	1405715	\$3,138.13	4/7/2010		
				15% - 11489	\$305.97
				CDA A	\$31.38
				DA OFFICE	\$313.81
				GENERAL FUND	\$753.15
				TURLOCK PD	\$1,733.82
F0910062	1409031	\$5,137.00	4/7/2010		
				15% - 11489	\$500.85
				CDA A	\$51.37
				CERES PD	\$2,838.20
				DA OFFICE	\$513.70
				GENERAL FUND	\$1,232.88
F0911072	1410791	\$377.80	6/3/2010		
				15% - 11489	\$36.83
				CDA A	\$3.78
				DA OFFICE	\$37.78
				GENERAL FUND	\$90.67
				TURLOCK PD	\$208.74
F0911076	1411086	\$1,127.32	11/22/2010		
				15% - 11489	\$109.87
				CDA A	\$11.27
				DA OFFICE	\$112.73
				GENERAL FUND	\$270.56
				MODESTO PD	\$622.89
F0911077	1410425	\$479.03	11/22/2010		
				15% - 11489	\$46.70
				CDA A	\$4.79
				DA OFFICE	\$47.90
				GENERAL FUND	\$114.97
				MODESTO PD	\$264.67
F0911079	1410356	\$3,440.64	11/22/2010		
				15% - 11489	\$335.46



State of California
ASSET FORFEITURE REPORT - 2010

Table 3

Admin Number	Docket Number	Amount Forfeited	Date Disbursed	Recipient	Amount Disbursed
				CDA A	\$34.41
				DA OFFICE	\$344.06
				GENERAL FUND	\$825.75
				MODESTO PD	\$1,900.96
F0911080	1411012	\$11,127.55	11/22/2010		
				15% - 11489	\$1,084.93
				CDA A	\$111.28
				DA OFFICE	\$1,112.75
				GENERAL FUND	\$2,670.61
				MODESTO PD	\$6,147.98
F0912078	1411884	\$3,331.92	11/22/2010		
				15% - 11489	\$324.86
				CDA A	\$33.32
				DA OFFICE	\$333.19
				GENERAL FUND	\$799.66
				MODESTO PD	\$1,840.89
STANISLAUS					\$114,981.92



State of California
ASSET FORFEITURE REPORT - 2010

Table 3

Admin Number	Docket Number	Amount Forfeited	Date Disbursed	Recipient	Amount Disbursed
SUTTER					
09-0015		\$450.92	4/2/2010	CDA DA OFFICE GENERAL FUND TF NET-5	\$4.51 \$45.09 \$108.22 \$293.10
09-0017		\$1,526.91	4/2/2010	CDA DA OFFICE GENERAL FUND TF NET-5	\$15.27 \$152.69 \$366.46 \$992.49
09-0019		\$770.27	4/8/2010	CDA DA OFFICE GENERAL FUND TF NET-5	\$7.70 \$77.03 \$184.87 \$500.67
09-0020		\$16,185.62	10/4/2010	CDA DA OFFICE GENERAL FUND TF NET-5	\$161.86 \$1,618.56 \$3,884.55 \$10,520.65
10-0001		\$704.56	4/2/2010	CDA DA OFFICE GENERAL FUND TF NET-5	\$7.05 \$70.46 \$169.09 \$457.96
10-0002		\$5,787.19	4/20/2010	CDA DA OFFICE GENERAL FUND TF NET-5	\$57.87 \$578.72 \$1,388.93 \$3,761.67
10-0003		\$1,231.19	9/14/2010	CDA DA OFFICE GENERAL FUND TF NET-5	\$12.31 \$123.12 \$295.49 \$800.27
10-0004		\$5,830.01	9/15/2010	CDA DA OFFICE GENERAL FUND TF NET-5	\$58.30 \$583.00 \$1,399.20 \$3,789.51
10-0005		\$24,191.71	9/15/2010	CDA DA OFFICE GENERAL FUND TF NET-5	\$241.92 \$2,419.17 \$5,806.01 \$15,724.61



State of California
ASSET FORFEITURE REPORT - 2010

Table 3

Admin Number	Docket Number	Amount Forfeited	Date Disbursed	Recipient	Amount Disbursed
10-0006		\$2,270.72	9/15/2010	CDA DA OFFICE GENERAL FUND TF NET-5	\$22.71 \$227.07 \$544.97 \$1,475.97
10-0007		\$8,177.33	9/15/2010	CDA DA OFFICE GENERAL FUND TF NET-5	\$81.77 \$817.73 \$1,962.56 \$5,315.27
SUTTER					\$67,126.43



State of California
ASSET FORFEITURE REPORT - 2010

Table 3

Admin Number	Docket Number	Amount Forfeited	Date Disbursed	Recipient	Amount Disbursed
TEHAMA					
AS08-398		\$2,339.18	1/29/2010	CDA A	\$23.39
				CHP-NORTH DIV	\$584.80
				DA OFFICE	\$233.92
				GENERAL FUND	\$561.40
				SHASTA CO SO	\$707.60
				TARGET	\$228.07
AS08-399		\$1,739.97	1/29/2010	CDA A	\$17.40
				DA OFFICE	\$174.00
				GENERAL FUND	\$417.59
				SHASTA CO SO	\$961.33
				TARGET	\$169.65
AS08-400		\$3,978.04	1/29/2010	CDA A	\$39.78
				DA OFFICE	\$397.80
				GENERAL FUND	\$954.73
				SHASTA CO SO	\$2,197.87
				TARGET	\$387.86
AS08-406		\$1,284.81	1/10/2010	CDA A	\$12.85
				DA OFFICE	\$128.48
				GENERAL FUND	\$308.35
				TARGET	\$125.28
				TEHAMA CO SO	\$709.85
AS08-407		\$1,418.43	7/6/2010	CDA A	\$14.18
				DA OFFICE	\$141.84
				GENERAL FUND	\$340.42
				TARGET	\$138.30
				TF TIDE	\$783.69
AS09-419		\$2,446.10	4/27/2010	CDA A	\$24.46
				DA OFFICE	\$244.61
				GENERAL FUND	\$587.06
				TARGET	\$238.49
				TEHAMA CO SO	\$1,351.48
AS09-421	CI62689	\$327.83	2/2/2010	CDA A	\$3.28
				DA OFFICE	\$32.78
				GENERAL FUND	\$78.68
				RED BLUFF PD	\$181.13
				TARGET	\$31.96
AS09-425		\$6,044.72	11/17/2010	CA DOJ-BNE REDDING	\$2,946.82
				CDA A	\$60.44



State of California
ASSET FORFEITURE REPORT - 2010

Table 3

Admin Number	Docket Number	Amount Forfeited	Date Disbursed	Recipient	Amount Disbursed
				CHP-NORTH DIV	\$982.26
				DA OFFICE	\$604.47
				GENERAL FUND	\$1,450.73
AS09-426		\$1,342.69	11/17/2010		
				CA DOJ-BNE REDDING	\$654.56
				CDA A	\$13.42
				CHP-NORTH DIV	\$218.21
				DA OFFICE	\$134.27
				GENERAL FUND	\$322.23
AS09-430		\$4,865.14	7/6/2010		
				CDA A	\$48.65
				DA OFFICE	\$486.51
				GENERAL FUND	\$1,167.63
				TARGET	\$474.35
				TF TIDE	\$2,688.00
AS09-431		\$617.11	7/6/2010		
				CDA A	\$6.17
				DA OFFICE	\$61.71
				GENERAL FUND	\$148.11
				TARGET	\$60.16
				TF TIDE	\$340.96
AS09-432	CI63280	\$876.77	7/6/2010		
				CDA A	\$8.77
				DA OFFICE	\$87.68
				GENERAL FUND	\$210.42
				TARGET	\$85.48
				TF TIDE	\$484.42
AS09-433A		\$794.96	12/1/2010		
				CDA A	\$7.95
				CHP-NORTH DIV	\$198.74
				DA OFFICE	\$79.50
				GENERAL FUND	\$190.79
				TARGET	\$77.50
				TF TIDE	\$240.48
AS10-435		\$1,418.04	7/6/2010		
				CDA A	\$14.18
				CHP-RED BLUFF	\$195.87
				DA OFFICE	\$141.80
				GENERAL FUND	\$340.33
				TARGET	\$138.26
				TF TIDE	\$587.60
AS10-436		\$18,410.78	7/6/2010		
				CDA A	\$184.11
				CHP-NORTH DIV	\$2,542.99
				DA OFFICE	\$1,841.08
				GENERAL FUND	\$4,418.59
				TARGET	\$1,795.05



State of California
ASSET FORFEITURE REPORT - 2010

Table 3

Admin Number	Docket Number	Amount Forfeited	Date Disbursed	Recipient	Amount Disbursed
AS10-442		\$1,142.09	12/1/2010	TF TIDE	\$7,628.96
				CDA A	\$11.42
				CHP-NORTH DIV	\$285.53
				DA OFFICE	\$114.21
				GENERAL FUND	\$274.10
				TARGET	\$111.34
AS10-443		\$831.26	12/1/2010	TF TIDE	\$345.49
				CDA A	\$8.31
				CHP-NORTH DIV	\$207.82
				DA OFFICE	\$83.13
				GENERAL FUND	\$199.50
				TARGET	\$81.04
AS10-447A	CI63744	\$1,940.60	12/1/2010	TF TIDE	\$251.46
				CDA A	\$19.41
				DA OFFICE	\$194.06
				GENERAL FUND	\$465.74
				TARGET	\$189.20
				TF TIDE	\$1,072.19
TEHAMA					\$51,818.52



State of California
ASSET FORFEITURE REPORT - 2010

Table 3

Admin Number	Docket Number	Amount Forfeited	Date Disbursed	Recipient	Amount Disbursed
TRINITY					
06CV001		\$751.00	11/9/2010	15% - 11489	\$73.22
				CDAA	\$7.51
				DA OFFICE	\$75.10
				GENERAL FUND	\$180.24
				TRINITY CO SO	\$414.93
06CV002		\$259.00	11/9/2010	15% - 11489	\$25.25
				CDAA	\$2.59
				DA OFFICE	\$25.90
				GENERAL FUND	\$62.16
				TRINITY CO SO	\$143.10
06CV003		\$1,075.00	11/9/2010	15% - 11489	\$104.81
				CDAA	\$10.75
				DA OFFICE	\$107.50
				GENERAL FUND	\$258.00
				TRINITY CO SO	\$593.94
07CV005		\$24,067.09	6/24/2010	15% - 11489	\$2,346.54
				CDAA	\$240.67
				DA OFFICE	\$2,406.71
				GENERAL FUND	\$5,776.10
				TRINITY CO SO	\$13,297.07
09CV001		\$6,630.00	6/24/2010	15% - 11489	\$646.42
				CDAA	\$66.30
				DA OFFICE	\$663.00
				GENERAL FUND	\$1,591.20
				TRINITY CO SO	\$3,663.08
09CV003		\$501.24	10/18/2010	15% - 11489	\$48.87
				CDAA	\$5.01
				CHP	\$276.94
				DA OFFICE	\$50.12
				GENERAL FUND	\$120.30
TRINITY					\$33,283.33



State of California
ASSET FORFEITURE REPORT - 2010

Table 3

Admin Number	Docket Number	Amount Forfeited	Date Disbursed	Recipient	Amount Disbursed
TULARE					
008-7212	08-229867	\$903.00	4/27/2010	CDA DA OFFICE GENERAL FUND PORTERVILLE PD	\$9.03 \$90.30 \$216.72 \$586.95
009-4003	n/a	\$256.00	10/27/2010	CDA DA OFFICE GENERAL FUND TULARE PD	\$2.56 \$25.60 \$61.44 \$166.40
009-4006	n/a	\$155.75	10/27/2010	CDA DA OFFICE GENERAL FUND TULARE PD	\$1.56 \$15.57 \$37.38 \$101.24
009-5199	09-233986	\$4,222.82	1/15/2010	CDA DA OFFICE GENERAL FUND PORTERVILLE PD	\$42.23 \$422.28 \$1,013.48 \$2,744.83
009-7051	n/a	\$880.91	5/10/2010	CDA DA OFFICE GENERAL FUND PORTERVILLE PD	\$8.81 \$88.09 \$211.42 \$572.59
009-7448	09-234187	\$12,828.31	5/28/2010	CDA DA OFFICE GENERAL FUND TULARE PD	\$128.28 \$1,282.84 \$3,078.79 \$8,338.40
010-2179	n/a	\$994.71	9/2/2010	CDA DA OFFICE GENERAL FUND TULARE PD	\$9.95 \$99.47 \$238.73 \$646.56
010-2231	n/a	\$7,047.20	9/2/2010	CDA DA OFFICE GENERAL FUND TULARE PD	\$70.47 \$704.72 \$1,691.33 \$4,580.68
07-40121	07-224812	\$26,456.58	6/30/2010	CDA DA OFFICE GENERAL FUND TULARE CO SO	\$264.57 \$2,645.65 \$6,349.58 \$17,196.78



State of California
ASSET FORFEITURE REPORT - 2010

Table 3

Admin Number	Docket Number	Amount Forfeited	Date Disbursed	Recipient	Amount Disbursed
08-11710	08-229364	\$5,845.78	2/5/2010	CDA A	\$58.46
				DA OFFICE	\$584.57
				GENERAL FUND	\$1,402.99
				VISALIA PD	\$3,799.76
08-60671	08-229118	\$6,095.37	1/5/2010	CDA A	\$60.95
				DA OFFICE	\$609.53
				FISH & GAME	\$1,981.00
				GENERAL FUND	\$1,462.89
				TULARE CO SO	\$1,981.00
09-10376	n/a	\$1,242.11	1/15/2010	CDA A	\$12.42
				DA OFFICE	\$124.21
				GENERAL FUND	\$298.11
				TULARE CO SO	\$807.37
09-15327	n/a	\$8,957.17	1/15/2010	CDA A	\$89.57
				DA OFFICE	\$895.72
				GENERAL FUND	\$2,149.72
				VISALIA PD	\$5,822.16
09-40145	n/a	\$1,619.06	9/24/2010	CDA A	\$16.19
				DA OFFICE	\$328.56
				GENERAL FUND	\$388.57
				TULARE CO SO	\$885.74
09-70226	n/a	\$1,102.13	6/3/2010	CDA A	\$11.02
				DA OFFICE	\$110.22
				GENERAL FUND	\$264.51
				TULARE CO SO	\$716.38
09-80112	09-233936	\$3,605.34	2/5/2010	CDA A	\$36.05
				DA OFFICE	\$500.01
				GENERAL FUND	\$865.28
				TULARE CO SO	\$2,204.00
09-80132	09-134070	\$2,560.61	2/12/2010	CDA A	\$25.61
				DA OFFICE	\$499.99
				GENERAL FUND	\$614.55
				TULARE CO SO	\$1,420.46
09-80195	09-234295	\$4,732.94	7/23/2010	CDA A	\$47.33
				DA OFFICE	\$500.00
				GENERAL FUND	\$1,135.91
				TULARE CO SO	\$3,049.70



State of California
ASSET FORFEITURE REPORT - 2010

Table 3

Admin Number	Docket Number	Amount Forfeited	Date Disbursed	Recipient	Amount Disbursed
10-01336	n/a	\$1,381.28	5/28/2010	CDA DA OFFICE GENERAL FUND VISALIA PD	\$13.81 \$138.13 \$331.51 \$897.83
10-06934	n/a	\$2,441.75	9/24/2010	CDA DA OFFICE GENERAL FUND VISALIA PD	\$24.42 \$287.53 \$586.02 \$1,543.78
10-400057	n/a	\$1,140.25	10/8/2010	CDA DA OFFICE GENERAL FUND TULARE CO SO	\$11.40 \$328.56 \$273.66 \$526.63
10-40015	n/a	\$556.17	5/3/2010	CDA DA OFFICE GENERAL FUND TULARE CO SO	\$5.56 \$55.62 \$133.48 \$361.51
10-40044	n/a	\$2,592.93	7/23/2010	CDA DA OFFICE GENERAL FUND TULARE CO SO	\$25.93 \$351.89 \$622.30 \$1,592.81
10-70021	n/a	\$2,806.42	6/11/2010	CDA DA OFFICE GENERAL FUND TULARE CO SO	\$28.06 \$280.65 \$673.54 \$1,824.17
10-70026	n/a	\$997.58	6/11/2010	CDA DA OFFICE GENERAL FUND TULARE CO SO	\$9.98 \$99.75 \$239.42 \$648.43
AF09001	09-231715	\$5,136.28	5/28/2010	CDA DA OFFICE GENERAL FUND LINDSAY PD	\$51.36 \$513.63 \$1,232.71 \$3,338.58
DF0903303	09-235024	\$5,916.51	5/24/2010	CDA DA OFFICE DINUBA PD GENERAL FUND	\$59.17 \$591.65 \$3,845.73 \$1,419.96
DF1001186	n/a	\$976.55	9/24/2010	CDA	\$9.77



State of California
ASSET FORFEITURE REPORT - 2010

Table 3

Admin Number	Docket Number	Amount Forfeited	Date Disbursed	Recipient	Amount Disbursed
				DA OFFICE	\$287.44
				DINUBA PD	\$444.97
				GENERAL FUND	\$234.37
TG0903661	09-233036	\$32,476.72	1/15/2010		
				BNE	\$1,590.18
				BNE	\$3,187.34
				BNE	\$5,777.41
				CDA A	\$48.93
				CDA A	\$98.07
				CDA A	\$177.77
				DA OFFICE	\$489.29
				DA OFFICE	\$980.73
				DA OFFICE	\$1,777.66
				GENERAL FUND	\$1,174.29
				GENERAL FUND	\$2,353.73
				GENERAL FUND	\$4,266.39
				TULARE PD	\$1,590.18
				TULARE PD	\$3,187.34
				TULARE PD	\$5,777.41
TULARE					\$145,928.23



State of California
ASSET FORFEITURE REPORT - 2010

Table 3

Admin Number	Docket Number	Amount Forfeited	Date Disbursed	Recipient	Amount Disbursed
TUOLUMNE					
08-2244	CVL54125	\$2,193.42	8/11/2010	CDA CHP-SONORA DA OFFICE GENERAL FUND TUOLUMNE CO SO	\$21.93 \$712.87 \$219.34 \$526.42 \$712.86
09-2664		\$2,307.78	8/11/2010	CDA DA OFFICE GENERAL FUND TUOLUMNE CO SO	\$23.08 \$230.78 \$553.87 \$1,500.05
09-2777		\$3,488.97	8/25/2010	CDA DA OFFICE GENERAL FUND TUOLUMNE CO SO	\$34.89 \$348.90 \$837.35 \$2,267.83
09-3197		\$3,628.01	12/10/1910	CDA DA OFFICE GENERAL FUND TUOLUMNE CO SO	\$36.28 \$362.80 \$870.72 \$2,358.21
10-0113		\$922.22	12/10/2010	CDA DA OFFICE GENERAL FUND TUOLUMNE CO SO	\$9.22 \$92.22 \$221.33 \$599.45
10-0539		\$813.21	8/25/2010	CDA DA OFFICE GENERAL FUND TUOLUMNE CO SO	\$8.13 \$81.32 \$195.17 \$528.59
10-0539A		\$377.84	8/25/2010	CDA DA OFFICE GENERAL FUND TUOLUMNE CO SO	\$3.78 \$37.78 \$90.68 \$245.60
10-0641		\$739.76	12/10/2010	CDA DA OFFICE GENERAL FUND TUOLUMNE CO SO	\$7.40 \$73.98 \$177.54 \$480.84

TUOLUMNE **\$14,471.21**



State of California
ASSET FORFEITURE REPORT - 2010

Table 3

Admin Number	Docket Number	Amount Forfeited	Date Disbursed	Recipient	Amount Disbursed
VENTURA					
FS07-042		\$2,345.11	4/13/2010		
				CDA A	\$23.45
				DA OFFICE	\$234.51
				GENERAL FUND	\$562.83
				VENTURA CO SO	\$1,524.32
FS08-056		\$432.10	10/7/2010		
				CDA A	\$4.32
				DA OFFICE	\$43.21
				GENERAL FUND	\$103.70
				VENTURA CO SO	\$280.87
FS08-106		\$153,722.49	4/13/2010		
				CDA A	\$1,537.22
				DA OFFICE	\$15,372.25
				GENERAL FUND	\$36,893.40
				VENTURA CO SO	\$99,919.62
FS08-113		\$1,742.89	4/8/2010		
				CDA A	\$17.43
				DA OFFICE	\$174.29
				GENERAL FUND	\$418.29
				VENTURA CO SO	\$1,132.88
FS09-049		\$606.61	1/12/2010		
				CDA A	\$6.07
				DA OFFICE	\$60.66
				GENERAL FUND	\$145.59
				VENTURA PD	\$394.29
FS09-059		\$2,048.06	3/11/2010		
				CDA A	\$20.48
				DA OFFICE	\$204.81
				GENERAL FUND	\$491.53
				VENTURA CO SO	\$1,331.24
FS09-060		\$4,422.78	1/12/2010		
				CDA A	\$44.22
				CHP-VENTURA	\$2,874.81
				DA OFFICE	\$442.28
				GENERAL FUND	\$1,061.47
FS09-061		\$4,898.46	9/20/2010		
				CDA A	\$48.98
				DA OFFICE	\$489.85
				GENERAL FUND	\$1,175.63
				VENTURA PD	\$3,184.00
FS09-063		\$992.68	3/11/2010		
				CDA A	\$9.92
				DA OFFICE	\$99.27
				GENERAL FUND	\$238.24
				VENTURA CO SO	\$645.25



State of California
ASSET FORFEITURE REPORT - 2010

Table 3

Admin Number	Docket Number	Amount Forfeited	Date Disbursed	Recipient	Amount Disbursed
FS09-064		\$291.56	1/12/2010	CDA A	\$2.92
				CHP	\$189.51
				DA OFFICE	\$29.16
				GENERAL FUND	\$69.97
FS09-065		\$1,495.13	4/13/2010	CDA A	\$14.95
				DA OFFICE	\$149.51
				GENERAL FUND	\$358.83
				VENTURA CO SO	\$971.84
FS09-068		\$4,996.22	3/11/2010	CDA A	\$49.97
				DA OFFICE	\$499.62
				GENERAL FUND	\$1,199.09
				VENTURA CO SO	\$3,247.54
FS09-069		\$2,976.71	1/12/2010	CDA A	\$29.77
				DA OFFICE	\$297.67
				GENERAL FUND	\$714.41
				VENTURA PD	\$1,934.86
FS09-070		\$614.35	1/12/2010	CDA A	\$6.14
				DA OFFICE	\$61.43
				GENERAL FUND	\$147.42
				VENTURA PD	\$399.36
FS09-071		\$645.95	3/11/2010	CDA A	\$6.45
				DA OFFICE	\$64.60
				GENERAL FUND	\$155.03
				VENTURA CO SO	\$419.87
FS09-072		\$3,804.19	3/11/2010	CDA A	\$38.04
				DA OFFICE	\$380.42
				GENERAL FUND	\$913.01
				VENTURA CO SO	\$2,472.72
FS09-073		\$668.59	3/11/2010	CDA A	\$6.69
				DA OFFICE	\$66.86
				GENERAL FUND	\$160.46
				VENTURA CO SO	\$434.58
FS09-074		\$242.86	1/19/2010	CDA A	\$2.42
				DA OFFICE	\$24.29
				GENERAL FUND	\$58.29
				OXNARD PD	\$157.86
FS09-075		\$508.90	1/19/2010	CDA A	\$5.08



State of California
ASSET FORFEITURE REPORT - 2010

Table 3

Admin Number	Docket Number	Amount Forfeited	Date Disbursed	Recipient	Amount Disbursed
				DA OFFICE	\$50.89
				GENERAL FUND	\$122.14
				OXNARD PD	\$330.79
FS09-076		\$1,269.74	1/19/2010		
				CDA A	\$12.70
				DA OFFICE	\$126.97
				GENERAL FUND	\$304.74
				OXNARD PD	\$825.33
FS09-077		\$283.59	3/11/2010		
				CDA A	\$2.84
				DA OFFICE	\$28.36
				GENERAL FUND	\$68.06
				VENTURA CO SO	\$184.33
FS09-078		\$1,653.68	1/19/2010		
				CDA A	\$16.54
				DA OFFICE	\$165.37
				GENERAL FUND	\$396.88
				OXNARD PD	\$1,074.89
FS09-079		\$977.59	3/1/2010		
				CDA A	\$9.78
				DA OFFICE	\$97.76
				GENERAL FUND	\$234.62
				VENTURA CO SO	\$635.43
FS09-080		\$402.08	1/19/2010		
				CDA A	\$4.02
				DA OFFICE	\$40.21
				GENERAL FUND	\$96.50
				OXNARD PD	\$261.35
FS09-081		\$611.59	3/1/2010		
				CDA A	\$6.12
				DA OFFICE	\$61.16
				GENERAL FUND	\$146.78
				VENTURA CO DA	\$397.53
FS09-082		\$3,167.48	4/13/2010		
				CDA A	\$31.67
				DA OFFICE	\$316.75
				GENERAL FUND	\$760.20
				VENTURA CO SO	\$2,058.86
FS09-083		\$6,159.37	4/13/2010		
				CDA A	\$61.59
				DA OFFICE	\$615.94
				GENERAL FUND	\$1,478.25
				VENTURA CO SO	\$4,003.59
FS09-086		\$956.90	3/11/2010		
				CDA A	\$9.56
				DA OFFICE	\$95.69
				GENERAL FUND	\$229.66



State of California
ASSET FORFEITURE REPORT - 2010

Table 3

Admin Number	Docket Number	Amount Forfeited	Date Disbursed	Recipient	Amount Disbursed
FS09-088		\$7,870.43	3/11/2010	VENTURA CO SO	\$621.99
				CDA A	\$78.71
				DA OFFICE	\$787.04
				GENERAL FUND	\$1,888.90
FS09-089		\$800.79	4/8/2010	VENTURA CO SO	\$5,115.78
				CDA A	\$8.01
				DA OFFICE	\$80.08
				GENERAL FUND	\$192.19
FS09-090		\$287.94	3/11/2010	VENTURA CO SO	\$520.51
				CDA A	\$2.88
				DA OFFICE	\$28.79
				GENERAL FUND	\$69.11
FS09-091		\$1,671.46	4/8/2010	VENTURA CO SO	\$187.16
				CDA A	\$16.71
				DA OFFICE	\$167.15
				GENERAL FUND	\$401.15
FS09-092		\$661.59	1/12/2010	VENTURA CO SO	\$1,086.45
				CDA A	\$6.62
				DA OFFICE	\$66.16
				GENERAL FUND	\$158.78
FS09-094		\$455.84	2/25/2010	SIMI VALLEY PD	\$430.03
				CDA A	\$4.56
				DA OFFICE	\$45.58
				GENERAL FUND	\$109.40
FS09-095		\$4,607.15	2/25/2010	OXNARD PD	\$296.30
				CDA A	\$46.07
				DA OFFICE	\$460.72
				GENERAL FUND	\$1,105.72
FS09-097		\$1,036.50	8/10/2010	OXNARD PD	\$2,994.64
				CDA A	\$10.37
				DA OFFICE	\$103.65
				GENERAL FUND	\$248.76
FS09-098		\$360.94	3/11/2010	VENTURA CO SO	\$673.72
				CDA A	\$3.61
				DA OFFICE	\$36.09
				GENERAL FUND	\$86.63
				VENTURA CO SO	\$234.61



State of California
ASSET FORFEITURE REPORT - 2010

Table 3

Admin Number	Docket Number	Amount Forfeited	Date Disbursed	Recipient	Amount Disbursed
FS09-099		\$1,837.06	3/11/2010	CDA DA OFFICE GENERAL FUND VENTURA CO SO	\$18.37 \$183.71 \$440.89 \$1,194.09
FS09-102		\$451.79	4/8/2010	CDA DA OFFICE GENERAL FUND VENTURA CO SO	\$4.52 \$45.18 \$108.43 \$293.66
FS09-105		\$815.02	4/8/2010	CDA DA OFFICE GENERAL FUND OXNARD PD	\$8.16 \$81.50 \$195.60 \$529.76
FS09-106		\$1,215.12	9/13/2010	CDA DA OFFICE GENERAL FUND OXNARD PD	\$12.15 \$121.51 \$291.63 \$789.83
FS09-107		\$456.98	4/13/2010	CDA DA OFFICE GENERAL FUND OXNARD PD	\$4.56 \$45.70 \$109.68 \$297.04
FS09-108		\$959.34	2/25/2010	CDA DA OFFICE GENERAL FUND OXNARD PD	\$9.59 \$95.93 \$230.24 \$623.58
FS09-110		\$319.08	5/12/2010	CDA DA OFFICE GENERAL FUND VENTURA CO SO	\$3.19 \$31.91 \$76.58 \$207.40
FS09-112		\$1,552.64	5/20/2010	CDA DA OFFICE GENERAL FUND OXNARD PD	\$15.53 \$155.26 \$372.63 \$1,009.22
FS09-113		\$604.38	5/20/2010	CDA DA OFFICE GENERAL FUND OXNARD PD	\$6.04 \$60.44 \$145.05 \$392.85
FS09-114		\$2,240.24	4/13/2010	CDA	\$22.40



State of California
ASSET FORFEITURE REPORT - 2010

Table 3

Admin Number	Docket Number	Amount Forfeited	Date Disbursed	Recipient	Amount Disbursed
				DA OFFICE	\$224.02
				GENERAL FUND	\$537.66
				VENTURA PD	\$1,456.16
FS09-115		\$11,260.08	9/20/2010		
				CDA A	\$112.60
				DA OFFICE	\$1,126.01
				GENERAL FUND	\$2,702.42
				SIMI VALLEY PD	\$7,319.05
FS09-116		\$645.08	5/11/2010		
				CDA A	\$6.45
				DA OFFICE	\$64.51
				GENERAL FUND	\$154.82
				SIMI VALLEY PD	\$419.30
FS09-120		\$406.47	10/26/2010		
				CDA A	\$4.07
				DA OFFICE	\$40.65
				GENERAL FUND	\$97.55
				VENTURA CO SO	\$264.20
FS09-125		\$876.08	5/12/2010		
				CDA A	\$8.76
				DA OFFICE	\$87.61
				GENERAL FUND	\$210.26
				VENTURA CO SO	\$569.45
FS10-002		\$947.47	10/26/2010		
				CDA A	\$9.47
				DA OFFICE	\$94.75
				GENERAL FUND	\$227.39
				VENTURA CO SO	\$615.86
FS10-003		\$1,509.89	7/21/2010		
				CDA A	\$15.10
				DA OFFICE	\$150.99
				GENERAL FUND	\$362.37
				VENTURA PD	\$981.43
FS10-004		\$3,127.49	7/21/2010		
				CDA A	\$31.27
				DA OFFICE	\$312.75
				GENERAL FUND	\$750.60
				VENTURA PD	\$2,032.87
FS10-006		\$2,846.47	10/26/2010		
				CDA A	\$28.47
				DA OFFICE	\$284.65
				GENERAL FUND	\$683.15
				VENTURA CO SO	\$1,850.20
FS10-007		\$8,066.63	10/7/2010		
				CDA A	\$80.67
				DA OFFICE	\$806.66
				GENERAL FUND	\$1,935.99



State of California
ASSET FORFEITURE REPORT - 2010

Table 3

Admin Number	Docket Number	Amount Forfeited	Date Disbursed	Recipient	Amount Disbursed
				VENTURA CO SO	\$5,243.31
FS10-008		\$761.47	10/26/2010		
				CDA A	\$7.62
				DA OFFICE	\$76.15
				GENERAL FUND	\$182.75
				VENTURA CO SO	\$494.95
FS10-009		\$565.42	10/7/2010		
				CDA A	\$5.66
				DA OFFICE	\$56.54
				GENERAL FUND	\$135.70
				VENTURA CO SO	\$367.52
FS10-010		\$8,313.96	8/3/2010		
				CDA A	\$83.14
				DA OFFICE	\$831.40
				GENERAL FUND	\$1,995.35
				OXNARD PD	\$5,404.07
FS10-011		\$376.47	10/26/2010		
				CDA A	\$3.76
				DA OFFICE	\$37.65
				GENERAL FUND	\$90.35
				VENTURA CO SO	\$244.71
FS10-012		\$1,806.94	12/10/2010		
				CDA A	\$18.07
				DA OFFICE	\$180.69
				GENERAL FUND	\$433.67
				VENTURA CO SO	\$1,174.51
FS10-013		\$8,555.64	10/7/2010		
				CDA A	\$85.57
				DA OFFICE	\$855.56
				GENERAL FUND	\$2,053.35
				VENTURA CO SO	\$5,561.16
FS10-014		\$496.60	8/3/2010		
				CDA A	\$4.97
				DA OFFICE	\$49.66
				GENERAL FUND	\$119.18
				OXNARD PD	\$322.79
FS10-018		\$507.75	7/21/2010		
				CDA A	\$5.08
				DA OFFICE	\$50.78
				GENERAL FUND	\$121.86
				VENTURA PD	\$330.03
FS10-019		\$1,965.52	7/21/2010		
				CDA A	\$19.66
				DA OFFICE	\$196.55
				GENERAL FUND	\$471.72
				VENTURA PD	\$1,277.59



State of California
ASSET FORFEITURE REPORT - 2010

Table 3

Admin Number	Docket Number	Amount Forfeited	Date Disbursed	Recipient	Amount Disbursed
FS10-021		\$466.80	7/21/2010	CDA DA OFFICE GENERAL FUND VENTURA CO SO	\$4.67 \$46.68 \$112.03 \$303.42
FS10-022		\$1,646.08	10/26/2010	CDA DA OFFICE GENERAL FUND VENTURA CO SO	\$16.46 \$164.61 \$395.06 \$1,069.95
FS10-025		\$856.08	10/26/2010	CDA DA OFFICE GENERAL FUND VENTURA CO SO	\$8.56 \$85.61 \$205.46 \$556.45
FS10-027		\$1,165.56	7/21/2010	CDA DA OFFICE GENERAL FUND VENTURA PD	\$11.66 \$116.56 \$279.73 \$757.61
FS10-028		\$446.21	8/3/2010	CDA DA OFFICE GENERAL FUND OXNARD PD	\$4.46 \$44.62 \$107.09 \$290.04
FS10-029		\$1,647.56	8/3/2010	CDA DA OFFICE GENERAL FUND OXNARD PD	\$16.48 \$164.76 \$395.41 \$1,070.91
FS10-031		\$1,058.85	8/3/2010	CDA DA OFFICE GENERAL FUND OXNARD PD	\$10.59 \$105.89 \$254.12 \$688.25
FS10-032		\$675.80	8/3/2010	CDA DA OFFICE GENERAL FUND OXNARD PD	\$6.76 \$67.58 \$162.19 \$439.27
FS10-033		\$9,589.30	10/7/2010	CDA DA OFFICE GENERAL FUND VENTURA CO SO	\$95.89 \$958.93 \$2,301.43 \$6,233.05
FS10-034		\$464.08	10/26/2010	CDA	\$4.64



State of California
ASSET FORFEITURE REPORT - 2010

Table 3

Admin Number	Docket Number	Amount Forfeited	Date Disbursed	Recipient	Amount Disbursed
				DA OFFICE	\$46.41
				GENERAL FUND	\$111.38
				VENTURA CO SO	\$301.65
FS10-035		\$1,065.32	10/26/2010		
				CDA A	\$10.65
				DA OFFICE	\$106.53
				GENERAL FUND	\$255.68
				VENTURA CO SO	\$692.46
FS10-037		\$2,150.47	7/21/2010		
				CDA A	\$21.50
				DA OFFICE	\$215.05
				GENERAL FUND	\$516.11
				VENTURA CO SO	\$1,397.81
FS10-038		\$1,137.61	7/21/2010		
				CDA A	\$11.38
				DA OFFICE	\$113.76
				GENERAL FUND	\$273.03
				VENTURA PD	\$739.44
FS10-039		\$1,929.47	7/21/2010		
				CDA A	\$19.29
				DA OFFICE	\$192.95
				GENERAL FUND	\$463.07
				VENTURA CO SO	\$1,254.16
FS10-040		\$462.06	10/4/2010		
				CDA A	\$4.62
				DA OFFICE	\$46.21
				GENERAL FUND	\$110.89
				SIMI VALLEY PD	\$300.34
FS10-042		\$837.06	10/7/2010		
				CDA A	\$8.37
				DA OFFICE	\$83.71
				GENERAL FUND	\$200.89
				VENTURA CO SO	\$544.09
FS10-043		\$794.47	7/21/2010		
				CDA A	\$7.94
				DA OFFICE	\$79.45
				GENERAL FUND	\$190.67
				VENTURA CO SO	\$516.41
FS10-044		\$4,816.21	7/21/2010		
				CDA A	\$48.16
				DA OFFICE	\$481.62
				GENERAL FUND	\$1,155.89
				VENTURA CO SO	\$3,130.54
FS10-045		\$2,166.47	7/21/2010		
				CDA A	\$21.66
				DA OFFICE	\$216.65
				GENERAL FUND	\$519.95



State of California
ASSET FORFEITURE REPORT - 2010

Table 3

Admin Number	Docket Number	Amount Forfeited	Date Disbursed	Recipient	Amount Disbursed
FS10-047		\$4,426.88	7/21/2010	VENTURA CO SO	\$1,408.21
				CDA A	\$44.27
				DA OFFICE	\$442.69
				GENERAL FUND	\$1,062.45
FS10-049		\$4,198.06	10/4/2010	VENTURA CO SO	\$2,877.47
				CDA A	\$41.98
				DA OFFICE	\$419.81
				GENERAL FUND	\$1,007.53
FS10-050		\$6,357.22	8/3/2010	SIMI VALLEY PD	\$2,728.74
				CDA A	\$63.58
				DA OFFICE	\$635.72
				GENERAL FUND	\$1,525.73
FS10-051		\$155.06	10/7/2010	SIMI VALLEY PD	\$4,132.19
				CDA A	\$1.55
				DA OFFICE	\$15.51
				GENERAL FUND	\$37.21
FS10-054		\$588.72	9/20/2010	VENTURA CO SO	\$100.79
				CDA A	\$5.89
				DA OFFICE	\$58.87
				GENERAL FUND	\$141.29
FS10-057		\$348.06	10/7/2010	VENTURA PD	\$382.67
				CDA A	\$3.48
				DA OFFICE	\$34.81
				GENERAL FUND	\$83.53
FS10-058		\$349.04	10/7/2010	VENTURA CO SO	\$226.24
				CDA A	\$3.49
				DA OFFICE	\$34.90
				GENERAL FUND	\$83.77
FS10-059		\$2,293.06	10/4/2010	VENTURA CO SO	\$226.88
				CDA A	\$22.93
				DA OFFICE	\$229.31
				GENERAL FUND	\$550.33
FS10-063		\$115.59	10/7/2010	SIMI VALLEY PD	\$1,490.49
				CDA A	\$1.16
				DA OFFICE	\$11.56
				GENERAL FUND	\$27.74
				VENTURA CO SO	\$75.13



State of California
ASSET FORFEITURE REPORT - 2010

Table 3

Admin Number	Docket Number	Amount Forfeited	Date Disbursed	Recipient	Amount Disbursed
FS10-066		\$557.71	11/8/2010	CDA A	\$5.58
				DA OFFICE	\$55.77
				GENERAL FUND	\$133.85
				OXNARD PD	\$362.51
FS10-072		\$528.70	12/10/2010	CDA A	\$5.29
				DA OFFICE	\$52.87
				GENERAL FUND	\$126.89
				VENTURA CO SO	\$343.65
FS10-075		\$5,564.50	11/18/2010	CDA A	\$55.65
				DA OFFICE	\$556.45
				GENERAL FUND	\$1,335.48
				VENTURA CO SO	\$3,616.92
FS10-079		\$1,158.59	10/7/2010	CDA A	\$11.59
				DA OFFICE	\$115.86
				GENERAL FUND	\$278.06
				VENTURA CO SO	\$753.08
FS10-081		\$816.06	11/8/2010	CDA A	\$8.16
				DA OFFICE	\$81.61
				GENERAL FUND	\$195.85
				SIMI VALLEY PD	\$530.44
FS10-082		\$3,553.59	10/7/2010	CDA A	\$35.53
				DA OFFICE	\$355.36
				GENERAL FUND	\$852.86
				VENTURA CO SO	\$2,309.84
FS10-084		\$2,077.06	11/8/2010	CDA A	\$20.77
				DA OFFICE	\$207.71
				GENERAL FUND	\$498.49
				VENTURA PD	\$1,350.09
FS10-085		\$479.50	11/8/2010	CDA A	\$4.80
				DA OFFICE	\$47.95
				GENERAL FUND	\$115.08
				VENTURA PD	\$311.67
FS10-086		\$3,076.47	12/10/2010	CDA A	\$30.76
				DA OFFICE	\$307.65
				GENERAL FUND	\$738.35
				VENTURA CO SO	\$1,999.71
FS10-087		\$8,511.58	10/7/2010	CDA A	\$85.12



State of California
ASSET FORFEITURE REPORT - 2010

Table 3

Admin Number	Docket Number	Amount Forfeited	Date Disbursed	Recipient	Amount Disbursed
				DA OFFICE	\$851.16
				GENERAL FUND	\$2,042.78
				VENTURA CO SO	\$5,532.52
FS10-088		\$296.47	12/10/2010		
				CDA A	\$2.96
				DA OFFICE	\$29.65
				GENERAL FUND	\$71.15
				VENTURA CO SO	\$192.71
FS10-089		\$394.13	11/8/2010		
				CDA A	\$3.95
				DA OFFICE	\$39.41
				GENERAL FUND	\$94.59
				VENTURA PD	\$256.18
FS10-093		\$1,098.47	12/10/2010		
				CDA A	\$10.98
				DA OFFICE	\$109.85
				GENERAL FUND	\$263.63
				VENTURA CO SO	\$714.01
FS10-095		\$3,195.59	11/8/2010		
				CDA A	\$31.96
				DA OFFICE	\$319.56
				GENERAL FUND	\$766.94
				SIMI VALLEY PD	\$2,077.13
FS10-096		\$755.06	11/8/2010		
				CDA A	\$7.55
				DA OFFICE	\$75.51
				GENERAL FUND	\$181.21
				SANTA PAULA PD	\$490.79
VENTURA					\$368,448.01



State of California
ASSET FORFEITURE REPORT - 2010

Table 3

Admin Number	Docket Number	Amount Forfeited	Date Disbursed	Recipient	Amount Disbursed
YOLO					
06-85309	PT06-277	\$425.00	4/29/2010	CDA A	\$4.25
				DA OFFICE	\$42.50
				GENERAL FUND	\$102.00
				YOLO CO SO	\$276.25
07-85344	PT07-740	\$1,570.00	2/24/2010	CDA A	\$15.70
				DA OFFICE	\$157.00
				GENERAL FUND	\$376.80
				WEST SACRAMENTO PD	\$1,020.50
07-85364	PT07-1127	\$3,258.00	2/23/2010	CDA A	\$32.58
				DA OFFICE	\$325.80
				GENERAL FUND	\$781.92
				YOLO NARC ENF TEAM	\$2,117.70
07-85365	PT07-1228	\$484.00	8/6/2010	CDA A	\$4.84
				DA OFFICE	\$48.40
				GENERAL FUND	\$116.16
				WEST SACRAMENTO PD	\$314.60
07-85382	PT07-2235	\$1,244.00	2/9/2010	CDA A	\$12.44
				DA OFFICE	\$124.40
				DAVIS PD	\$808.60
				GENERAL FUND	\$298.56
09-85432		\$530.00	1/7/2010	CDA A	\$5.30
				DA OFFICE	\$53.00
				GENERAL FUND	\$127.20
				YOLO NARC ENF TEAM	\$344.50
09-85439		\$596.00	7/23/2010	CDA A	\$5.96
				DA OFFICE	\$59.60
				DAVIS PD	\$387.40
				GENERAL FUND	\$143.04
09-85446B	PT09-2007	\$5,645.50	2/9/2010	CDA A	\$56.46
				DA OFFICE	\$564.54
				GENERAL FUND	\$1,354.92
				YOLO NARC ENF TEAM	\$3,669.58
09-85446C	PT09-2006	\$516.00	2/9/2010	CDA A	\$5.16
				DA OFFICE	\$51.60
				GENERAL FUND	\$123.84
				YOLO NARC ENF TEAM	\$335.40



State of California
ASSET FORFEITURE REPORT - 2010

Table 3

Admin Number	Docket Number	Amount Forfeited	Date Disbursed	Recipient	Amount Disbursed
09-85447	PT09-2014	\$3,773.00	3/5/2010	CDA DA OFFICE GENERAL FUND WEST SACRAMENTO PD	\$37.73 \$377.30 \$905.52 \$2,452.45
09-85449		\$2,368.00	1/7/2010	CDA DA OFFICE GENERAL FUND YOLO NARC ENF TEAM	\$23.68 \$236.80 \$568.32 \$1,539.20
09-85453	PT10-559	\$786.10	12/1/2010	CDA DA OFFICE GENERAL FUND UC DAVIS PD	\$7.86 \$78.61 \$188.66 \$510.97
09-85455		\$6,716.00	7/29/2010	CDA DA OFFICE GENERAL FUND YOLO NARC ENF TEAM	\$67.16 \$671.60 \$1,611.84 \$4,365.40
09-85456		\$1,965.00	7/29/2010	CDA DA OFFICE GENERAL FUND YOLO NARC ENF TEAM	\$19.65 \$196.50 \$471.60 \$1,277.25
09-85460		\$290.00	7/23/2010	CDA DA OFFICE GENERAL FUND YOLO NARC ENF TEAM	\$2.90 \$29.00 \$69.60 \$188.50
09-85461		\$764.00	7/23/2010	CDA DA OFFICE GENERAL FUND YOLO NARC ENF TEAM	\$7.64 \$76.40 \$183.36 \$496.60
09-85462		\$290.00	7/23/2010	CDA DA OFFICE GENERAL FUND WEST SACRAMENTO PD	\$2.90 \$29.00 \$69.60 \$188.50
10-85463		\$1,225.00	11/8/2010	CDA DA OFFICE GENERAL FUND YOLO CO SO	\$12.25 \$122.50 \$294.00 \$796.25
10-85467		\$807.00	7/23/2010	CDA	\$8.07



State of California
ASSET FORFEITURE REPORT - 2010

Table 3

Admin Number	Docket Number	Amount Forfeited	Date Disbursed	Recipient	Amount Disbursed
				DA OFFICE	\$80.70
				GENERAL FUND	\$193.68
				YOLO NARC ENF TEAM	\$524.55
10-85469		\$318.00	7/23/2010		
				CDA A	\$3.18
				DA OFFICE	\$31.80
				GENERAL FUND	\$76.32
				YOLO CO SO	\$206.70
10-85470		\$2,975.00	7/29/2010		
				CDA A	\$29.75
				CHP	\$1,933.75
				DA OFFICE	\$297.50
				GENERAL FUND	\$714.00
10-85472		\$462.00	7/23/2010		
				CDA A	\$4.62
				DA OFFICE	\$46.20
				GENERAL FUND	\$110.88
				YOLO CO SO	\$300.30
10-85475		\$325.00	10/4/2010		
				CDA A	\$3.25
				DA OFFICE	\$32.50
				GENERAL FUND	\$78.00
				YOLO NARC ENF TEAM	\$211.25
10-85476		\$238.00	10/4/2010		
				CDA A	\$2.38
				DA OFFICE	\$23.80
				GENERAL FUND	\$57.12
				YOLO NARC ENF TEAM	\$154.70
10-85477		\$945.00	10/12/2010		
				CDA A	\$9.45
				DA OFFICE	\$94.50
				GENERAL FUND	\$226.80
				YOLO NARC ENF TEAM	\$614.25
10-85479		\$487.00	10/4/2010		
				CDA A	\$4.87
				DA OFFICE	\$48.70
				GENERAL FUND	\$116.88
				WEST SACRAMENTO PD	\$316.55
10-85480		\$2,418.00	10/4/2010		
				CDA A	\$24.18
				DA OFFICE	\$241.80
				GENERAL FUND	\$580.32
				YOLO CO SO	\$1,571.70
10-85481		\$495.00	10/4/2010		
				CDA A	\$4.95
				DA OFFICE	\$49.50
				GENERAL FUND	\$118.80



State of California
ASSET FORFEITURE REPORT - 2010

Table 3

Admin Number	Docket Number	Amount Forfeited	Date Disbursed	Recipient	Amount Disbursed
10-85482		\$9,975.00	11/2/2010	YOLO NARC ENF TEAM	\$321.75
				CDA	\$99.75
				CHP	\$6,483.75
				DA OFFICE	\$997.50
				GENERAL FUND	\$2,394.00
10-85483		\$428.00	10/4/2010		
				CDA	\$4.28
				DA OFFICE	\$42.80
				GENERAL FUND	\$102.72
				YOLO NARC ENF TEAM	\$278.20
10-85485		\$6,753.00	12/20/2010		
				CDA	\$67.53
				CHP	\$4,389.45
				DA OFFICE	\$675.30
				GENERAL FUND	\$1,620.72
10-85486		\$4,915.00	12/20/2010		
				CDA	\$49.15
				CHP	\$3,194.75
				DA OFFICE	\$491.50
				GENERAL FUND	\$1,179.60
10-85488		\$1,075.00	12/20/2010		
				CDA	\$10.75
				DA OFFICE	\$107.50
				GENERAL FUND	\$258.00
				WOODLAND PD	\$698.75
YOLO					\$65,061.60