



C A L I F O R N I A

DEPARTMENT OF JUSTICE

CRIME GUNS IN CALIFORNIA

**MANDATED REPORTING STATISTICS
AB 1191 LEGISLATIVE REPORT**

JULY 1, 2024



TABLE OF CONTENTS

INTRODUCTION	2
TOP HIGHLIGHTS	4
AB 1191	5
TERMINOLOGY	6
<i>Crime Gun</i>	6
<i>Source and Origin</i>	6
DATA CONSIDERATIONS	7
MANDATED STATISTICS AND ANALYSIS	7
<i>Total Number of Crime Guns in AFS</i>	7
<i>Total Number of Crime Guns, by Dealer</i>	8
<i>Total Number of Crime Guns, by Manufacturer</i>	9
<i>Total Number of Crime Guns, by County</i>	10
<i>Total Number of Crime Guns, by City</i>	11
<i>Total Number of Crime Guns, Without Serial Numbers</i>	12
<i>Total Number of Crime Guns without Serial Numbers, by Manufacturer</i>	14
<i>Total Number of Crime Guns without Serial Numbers, by County</i>	15
<i>Total Number of Crime Guns without Serial Numbers, by City</i>	15
<i>Time-to-Crime Analysis</i>	16
<i>Time-to-Crime Analysis for All Crime Guns with a Transaction Date</i>	17
<i>Time-to-Crime Analysis for Crime Guns Traced to a Dealer</i>	18
AFS FIREARM TRACING METHODS	20
<i>Crime Guns Matching on All Data Entry Fields but At Least One Field Left Blank</i>	20
<i>Potential Data Entry Errors and Manufacturer Data Evaluation</i>	20
<i>Crime Gun Tracing Trends</i>	21
APPENDIX A: CALIFORNIA FIREARM DEALER INFORMATION 2023 CRIME GUNS	24
APPENDIX B: CALIFORNIA FIREARM DEALER INFORMATION 2021-2023 CRIME GUNS	74
APPENDIX C: CALIFORNIA FIREARM MANUFACTURER INFORMATION 2023 CRIME GUNS	139
APPENDIX D: UNSERIALIZED CRIME GUN MANUFACTURER INFORMATION	179
APPENDIX E: COUNTY SERIALIZED CRIME GUN DATA	192
APPENDIX F: CITY SERIALIZED CRIME GUN DATA	194
APPENDIX G: COUNTY UNSERIALIZED CRIME GUN DATA	223
APPENDIX H: CITY UNSERIALIZED CRIME GUN DATA	225

INTRODUCTION

Despite having the strongest gun safety laws and some of the lowest gun death rates in the country, an average of over 3,400 people are killed by a gun in California each year.¹

Licensed gun dealers and other entities in California report records to the California Department of Justice (DOJ) about the sale or acquisition of hundreds of thousands of firearms each year. Law enforcement agencies across our state also report records pertaining to tens of thousands of firearms recovered as crime guns to DOJ annually. A “crime gun,” as used in this report, is defined as a firearm that was recovered by a law enforcement agency after it was (1) used in a crime, (2) suspected to have been used in a crime, or (3) illegally possessed.

California is one of the few states that has established state law enforcement record systems about the legal sale and acquisition of firearms *and* about firearms recovered from crimes. By cross-referencing these DOJ record systems, DOJ seeks to match crime gun records with sale or acquisition records for that same weapon. This process is called crime gun “tracing” and can provide valuable information about how and when a firearm was converted from legal markets to illegal use or possession. The process can also identify patterns indicating whether firearms manufactured or sold by certain manufacturers or dealers, or in certain jurisdictions, are disproportionately likely to be recovered in crime. In 2021, California enacted Assembly Bill 1191 (AB 1191, McCarty), which requires DOJ to analyze “patterns and trends relating to recovered firearms that have been illegally possessed, used in a crime, or suspected to have been used in a crime, including the leading sources and origins of those firearms.” AB 1191 also requires DOJ to submit an annual report to the Legislature, starting in 2023, summarizing this crime gun tracing analysis and reporting specified information about crime guns recovered in the state, including the number of recovered crime guns traced to each manufacturer and each dealer where the most recent recorded sale or transfer of the firearm occurred. This report details the results of those analyses based on a review of records submitted to DOJ by state and local law enforcement agencies.

California law requires various entities to report relevant information to DOJ about firearm acquisitions and about firearms recovered as crime guns. California law also directs DOJ to maintain a firearm records repository, called the Automated Firearms System (AFS),² and requires various entities and individuals to submit records to DOJ for inclusion in AFS, including information from lawfully recorded firearm sales and firearm-related permits and transactions.³ A majority of the firearm-related records in AFS are submitted by California licensed firearm dealers, who are required to electronically report information to DOJ about firearms sold or transferred by that dealer, including when dealers process a “private-party” firearm sale or transfer between two unlicensed individuals. Dealers are required to report information about each firearm, including the manufacturer, make, model, caliber, and serial number.

Additionally, California law requires state and local law enforcement agencies to report to DOJ “all available information necessary to identify and trace the history” of all crime guns recovered by that agency within seven calendar days of obtaining that information.⁴

1 Centers for Disease Control and Prevention (CDC) WONDER Online Database, Multiple Cause of Death Data for 2020-2022, www.wonder.cdc.gov (last accessed May 24, 2024).

2 The AFS is a repository of firearm records maintained by DOJ, as established by Penal Code section 11106. The AFS is populated by way of firearm purchases or transfers at a California licensed firearm dealer, registration of assault weapons (during specified registration periods), an individual’s report of firearm ownership to DOJ, Carry Concealed Weapons Permit records, or records entered by law enforcement agencies.

3 AFS also contains firearm-related records reported to DOJ in other circumstances, including assault weapon registrations, individuals’ reports of firearm ownership (such as when a new resident submits a required record to report ownership of firearms brought into the state), and Carry Concealed Weapons License records.

4 California Penal Code § PC 11108.3, California-licensed dealers collect and report this information from the Dealer’s

To conduct this report’s analysis, DOJ reviewed all crime gun records submitted to DOJ between January 1, 2021, and December 31, 2023. Data is presented for crime guns reported to DOJ in the 2023 calendar year, as well as aggregated for the previous three calendar years from 2021 through 2023. DOJ sought to connect these crime gun records to other firearm records in AFS that contained matching information, including serial number, firearm manufacturer, caliber, and type (e.g., handgun or rifle). In cases where there was a complete match between information reported in the crime gun record and information reported in another AFS firearm record across all information fields, DOJ connected the crime gun to the manufacturer and, where possible, to a California dealer associated with the most recent recorded transfer (or “source event”) for that firearm.

As discussed in more detail below, various factors, including inconsistent and incomplete information in crime gun and AFS records submitted to DOJ, present challenges to tracing a larger number of crime guns to a California dealer. Approximately 36,000 crime guns entered in AFS between 2021 and 2023, and nearly 10,400 entered in 2023 were identified as unserialized in AFS.⁵ Many, though not all, of these unserialized crime guns were “ghost guns” produced or assembled without a serial number or other identifying markings by individuals who do not have a license to manufacture firearms.⁶ Some crime guns may also not have serial numbers if, for instance, the original manufacturer’s serial number was defaced or obliterated or if the firearm is an antique. Crime guns may also be recorded as unserialized in AFS if the law enforcement agency that reported that weapon did not enter the serial number into AFS for some other reason.

Additionally, approximately 7,085 (5.15%) crime guns recovered with serial numbers between 2021 and 2023 matched on the serial number, caliber, and firearm type (e.g., rifle, shotgun, handgun) in common with a firearm record in AFS, but were not considered a complete match because the information DOJ received in the crime gun record was inconsistent with the firearm manufacturer indicated on the AFS record.

Roughly 65% of crime guns recovered in California had no prior sale recorded in AFS. This may indicate that the firearms were sold or transferred illegally (e.g., not sold or transferred by a dealer in California), acquired outside of California and imported into California without being reported, or were legally owned but their ownership or sales were not reported to AFS.⁷ As discussed in other DOJ reports, a large and growing percentage of crime guns recovered in California are traced to sellers in other states where there are fewer gun safety regulations and safeguards, such as background check requirements. Analysis of crime gun data reported by the U.S. Bureau of Alcohol, Tobacco, Firearms and Explosives (ATF) found that in 2021, just over 50% of the firearms recovered by law enforcement in California and successfully traced by ATF to a gun dealer were traced to dealers located in other states, especially Arizona, Nevada, and Texas.⁸ These crime guns will not have a California Dealer Record of Sale associated with the firearm in AFS records.

Record of Sale (DROS) form when conducting firearm sales or transfers from their own inventory, facilitating the transfer of firearms purchased by residents in state or out of state from another licensed dealer or Federal Firearms Licensee, and when processing firearm sales or transfers on behalf of private parties.

- 5 Serial number is a required field in AFS firearm entries. Law enforcement agencies may provide an entry such as “Obliterated”, “2Antique”, “Antique2” or provide a FMBUS (“Firearm Manufactured by Unlicensed Subject”) number used to identify a ghost gun.
- 6 Because these firearms are completed, assembled, or manufactured by unlicensed manufacturers, they are sometimes called “privately made firearms” or “PMFs”. Ghost guns are distinct from firearms produced by licensed commercial firearm manufacturers where an individual sought to deface or obliterate the serial number. They are also distinct from firearms produced by unlicensed individuals using serialized, regulated firearm frames and receivers.
- 7 Note that 3% of all crime guns recovered in 2023 had a prior transfer or self-report of ownership (e.g., such as a report indicating a new California resident is bringing a firearm into California, or an intra-familial transfer). These firearms do not have sales history in AFS and contribute to the 65% of crime guns without sales records.
- 8 See DOJ Office of Gun Violence Prevention, 2023 Data Report: The Impact of Gun Violence in California, p. 17-18 (Aug. 2023), <https://oag.ca.gov/system/files/media/OGVP-Data-Report-2022.pdf>.

Previous California law also generally did not allow DOJ to retain long gun information for firearm sales and transfers conducted by dealers prior to January 1, 2014; as a result, rifles and shotguns sold or transferred by a dealer prior to 2014 and later recovered as crime guns would generally not be associated with a California dealer in AFS records. Finally, firearms that were sold or transferred by California dealers would not be recorded in AFS if the dealer unlawfully failed to report a record of that firearm transaction to DOJ.

TOP HIGHLIGHTS

- Approximately 137,400 unique crime guns with identifiable serial numbers were recovered by law enforcement agencies in California and entered in AFS between January 1, 2021, and December 31, 2023. In 2023, 45,552 of these unique crime guns were entered in AFS. Additionally, approximately 35,771 crime guns were entered in AFS without any recorded serial number between 2021 and 2023, including 10,390 entered in 2023.
- For crime guns reported in 2023, 16,089 (35.32%) of the serialized crime guns entered in AFS could be associated with a sale record in AFS. AFS started maintaining transaction records with dealer-specific information on January 1, 2010. For crime guns reported in 2023, 12,002 (26.35%) crime guns were traceable to transactions recorded on or after that date associated with 1,196 distinct California firearm dealers. Similarly, for crime guns reported between 2021 and 2023, 47,406 (34.5%) were traceable to a transaction record in AFS, while 34,419 (25.05%) were traceable to transactions since January 1, 2010 associated with 1,597 California firearms dealers.
- While all the identified dealers sold or transferred at least one firearm that was later recovered as a crime gun, 386 dealers were associated with only one crime gun in 2023 and 87 dealers were associated with roughly half of all crime guns (5,995 firearms) in 2023. The highest number of crime guns associated with one dealer was 259 crime guns reported in 2023, and 734 crime guns reported between 2021 and 2023 both for the Turner's Outdoorsman San Bernadino dealer.
- On average, each licensed dealer sold or transferred 10 firearms that were later identified as a crime gun in 2023, and 21.5 firearms that were later identified as a crime gun between 2021 and 2023.
- The manufacturers associated with the most crime gun records include Smith & Wesson; Glock; Sturm, Ruger, & Co.; Taurus Forjas; and Springfield.
- Crime guns were recovered by law enforcement in 57 counties. Alpine County was the only county reporting zero crime guns between 2021 and 2023.
- Counties with larger populations tended to report higher absolute numbers of crime guns. However, when accounting for population, a county's population size did not appear to have any reliable correlation with the number of crime guns recovered per person. In other words, more populous counties were not necessarily more likely to recover more or fewer crime guns per capita than less populous counties.

- Over the past decade, California experienced a significant increase in the number of crime guns recovered without serial numbers, primarily due to the dramatic increase in ghost guns reported by law enforcement agencies.⁹ (As noted above, most though not all of these unserialized crime guns were reported as ghost guns manufactured without a serial number by unlicensed manufacturers).¹⁰ In 2023, however there was a 15.5% drop in the number of crime guns without serial numbers reported statewide, indicating a 20.6% decline from the 2021 peak. California DOJ’s Office of Gun Violence Prevention will release a separate report later this year analyzing ghost gun-related data and policy developments in more detail.

AB 1191

Effective January 1, 2022, AB 1191 amended Section 11108.3 of the Penal Code to read:

- (a) In addition to the requirements of Section 11108.2 that apply to a law enforcement agency’s duty to report to the Department of Justice the recovery of a firearm, a law enforcement agency described in Section 11108.2 shall, and any other law enforcement agency or agent, including but not limited to a federal or tribal law enforcement agency or agent, may, report to the department in a manner determined by the Attorney General in consultation with the Bureau of Alcohol, Tobacco, Firearms and Explosives all available information necessary to identify and trace the history of all recovered firearms that are illegally possessed, have been used in a crime, or are suspected of having been used in a crime, within seven calendar days of obtaining the information.
- (b) When the department receives information from a law enforcement agency pursuant to subdivision (a), it shall promptly forward this information to the National Tracing Center of the federal Bureau of Alcohol, Tobacco, Firearms and Explosives to the extent practicable.
- (c) In implementing this section, the Attorney General shall ensure to the maximum extent practical that both of the following apply:
 - (1) The information provided to the federal Bureau of Alcohol, Tobacco, Firearms and Explosives enables that agency to trace the ownership of the firearm described in subdivision (a).
 - (2) Law enforcement agencies can report all relevant information without being unduly burdened by this reporting function.
- (d) Information collected pursuant to this section shall be maintained by the department for a period of not less than 10 years, and shall be available, under guidelines set forth by the Attorney General, for academic and policy research purposes.
- (e) The department shall, on an ongoing basis, analyze the information collected pursuant to this section for patterns and trends relating to recovered firearms that have been illegally possessed,

⁹ See DOJ Office of Gun Violence Prevention, 2023 Data Report: The Impact of Gun Violence in California, p. 22-23 (Aug. 2023), <https://oag.ca.gov/system/files/media/OGVP-Data-Report-2022.pdf>. Once a law enforcement agency reports the recovery of an FMBUS (aka Ghost Gun) to DOJ, the Bureau of Firearms issues an FMBUS number to use as a unique identifier for these firearms. It is contingent on the law enforcement agencies to enter this information into AFS using the FMBUS number, therefore there may be discrepancies in reporting due to agencies not entering firearms into AFS once receiving an FMBUS number, or incorrectly recording the firearm by not identifying it as an FMBUS gun

¹⁰ Some crime guns may also not have serial numbers if, for instance, the original manufacturer’s serial number was defaced or obliterated. Crime guns may also be recorded as unserialized in AFS if the law enforcement agency that recovered that weapon did not enter the serial number into AFS for some other reason.

used in a crime, or suspected to have been used in a crime, including the leading sources and origins of those firearms.

- (f) (1) The department shall, by no later than July 1, 2023, and annually thereafter, prepare and submit a report to the Legislature summarizing the analysis completed pursuant to subdivision (e). This report shall be submitted in compliance with Section 9795 of the Government Code.
 - (2) The report shall, without limitation and to the extent possible, include all of the following:
 - (A) The total number of firearms recovered in the state;
 - (B) The number of firearms recovered, disaggregated by county and by city;
 - (C) The number of firearms recovered, disaggregated by the firearms dealer where the most recent sale or transfer of the firearm occurred. This shall include the full name and address of the firearms dealer;
 - (D) The number of firearms recovered, disaggregated by manufacturer;
 - (E) The total number of unserialized firearms recovered in the state; and
 - (F) The number of unserialized firearms recovered, disaggregated by county and by city.
 - (3) The department shall make the report described in this subdivision available to the public.
- (g) The Attorney General may issue regulations to further the purposes of this section.

TERMINOLOGY

For the purpose of this report, DOJ defines “crime gun,” “source,” and “origin” as follows:

Crime Gun

California Penal Code section 11108.2 defines crime guns as “recovered firearms that are illegally possessed, have been used in a crime, or are suspected of having been used in a crime.” For this report, “crime guns” are identified in AFS as records that have been logged as a crime gun, or entered into evidence records. Evidence records are included because law enforcement agencies may enter firearms as evidence in connection to their use or suspected use in a crime, but not log it as a crime gun. As such, using evidence records provides a more complete accounting for crime guns in AFS.

Source and Origin

This report focuses on the “source” events of a firearm’s “origin.” California Penal Code section 11108.2 does not define “source” or “origin.” For the purposes of this report, the “source” of firearms is defined as the licensed dealer or place someone came into possession of a particular firearm. “Sources” include any licensed firearm dealer in California. Conversely, the “origin” of a firearm is defined, for this report, as the type of transaction or event by which an individual obtained a firearm. Origins included in this report are dealer sales, private-party transfers, and pawn redemptions. Each of these events involve a private individual acquiring a firearm in a transaction that is facilitated by a licensed firearm dealer.

DATA CONSIDERATIONS

Interpreting this report requires several considerations. First, it can be challenging to confirm a match between firearm records reported to DOJ at the time the weapon was legally acquired and by law enforcement at the time the weapon was later recovered from a crime. Firearms may be difficult to track between crime events and source events, in part, because the data-entry system used to report these records allows law enforcement agencies to enter records using an unrestricted (i.e., “free-form”) entry type, and does not prevent users from leaving data fields blank or from inadvertently entering incorrect data. Purchasers can also alter the characteristics of a weapon following the purchase, such as changing the caliber or removing the serial number, which can make the firearm difficult to trace if the serial number and make are not consistent. For example, if a gun owner illegally removes a serial number or switches out parts of a firearm, it can become very challenging to trace that firearm to other records in AFS.¹¹

Second, as noted above, a majority of crime guns reported to DOJ do not have any associated record of sale through a California gun dealer, including guns that were acquired through illegal or black

market sales, guns that were illegally trafficked into California from other states, unserialized ghost guns, or sales or transfers for which dealers, residents, and other entities were not required to report any record under California law (such as sales and transfers of most long guns prior to 2014).

Third, data in AFS changes on a continuous basis and records dating back several years can be updated. Consequently, the total numbers of firearms may then shift depending on when the data was extracted from AFS and caution should be used when comparing numbers from one annual Crime Gun Report to the next. The data used in this report was extracted on April 21, 2024.

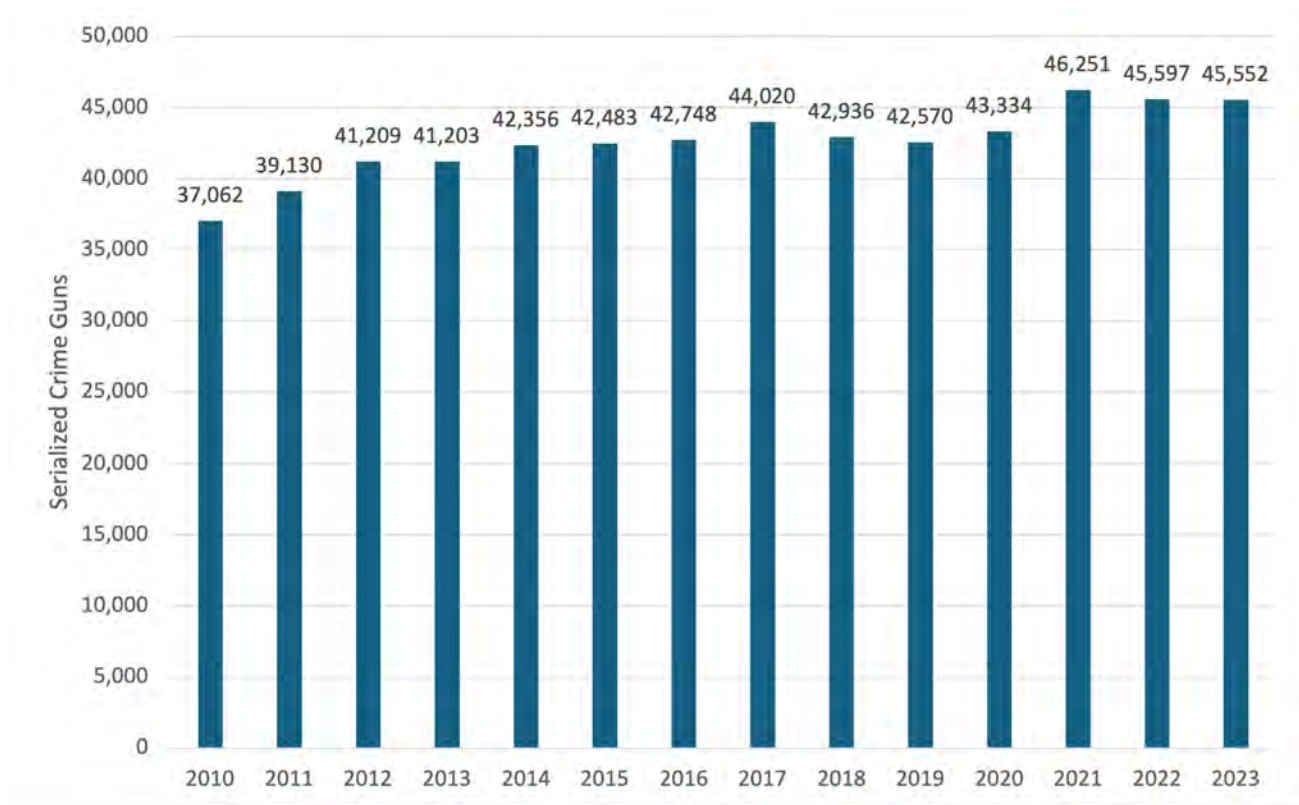
MANDATED STATISTICS AND ANALYSIS

Total Number of Crime Guns in AFS

As of January 1, 2024, of the 1,118,090 crime guns or evidence records in AFS, approximately 596,451 were unique crime guns reported from 2010-2023. This includes 137,400 reported from 2021 through 2023 and 45,552 reported in 2023 alone, which are the primary focus of this report. This report describes *approximate* numbers of firearms due to potential overlap among unserialized firearms that cannot be differentiated within AFS. DOJ has excluded these unserialized firearms from the results of Figure 1 (“Number of Distinct Serialized Crime Guns, by Year”) and reported them separately below. Furthermore, a single crime gun or serial number may be associated with multiple crimes. The number of crime guns entered into AFS each year has been on a small upward trend since 2010. However, changes from year-to-year are generally small. The difference between the highest (2021) and lowest (2010) number of crime guns in AFS per year was 9,419 crime guns. See Figure 1 for accounts of all crime guns by year.

11 Intentionally altering a firearm’s serial number, or other identifying markings is classified as a felony under California Penal Code 23900

Figure 1. Number of Distinct Serialized Crime Guns Reported to DOJ, by Year



Total Number of Crime Guns, by Dealer

To examine the “source and origin of crime guns,” DOJ connected crime guns to the most recent source event preceding the crime gun entry as of December 31, 2023. Of the 137,400 unique crime guns reported between 2021 and 2023 in AFS, 47,406 (34.5%) could be traced to a preceding source event such as a dealer sale, a Private Party Transaction, or a pawn redemption, including sales before 2010 when DOJ did not retain specific dealer information. 34,419 (25.05%) of these were traceable to 1,065 firearm dealers in California. For crime guns reported in 2023, 16,089 (35.32%) were traceable to a prior transaction recorded in AFS, and 12,002 (26.35%) were traceable to a post-2010 transaction with specific dealer information. These 12,002 crime guns were associated with 1,196 dealers across California. **For a full list of dealers with the associated number of firearm transactions and crime guns, see Appendix A and B.**

The number of crime guns sold or transferred by each dealer ranged from one to 259 in 2023, and up to 734 for crime guns reported between 2021 and 2023 per dealer. Each dealer included in this report sold an average of 10 firearms that were later recovered as a crime gun in 2023 (with a median of 3 firearms and a standard deviation of 20.7 crime guns). This indicates that most dealers were associated with a relatively low number of crime guns and a subset of outlier dealers were associated with a large number of crime guns. The 87 dealers associated with the greatest number of crime guns accounted for 5,995 (50%) of the 12,002 traceable crime guns reported in 2023 (see Appendix A). In comparison, 386 dealers were associated with only one crime gun reported in 2023.

DOJ’s analysis found that 1,597 dealers were associated with firearms recovered as crime guns between 2021 and 2023. While many of these crime guns recovered between 2021 and 2023 were sold or transferred by the dealer before 2021, DOJ’s analysis found that 765 dealers sold or transferred at least one firearm between 2021 and 2023 that was recovered as a crime gun within that same three-year period. Among these 765 dealers, 0.56% of dealers’ firearm transactions between 2021 and 2023 on

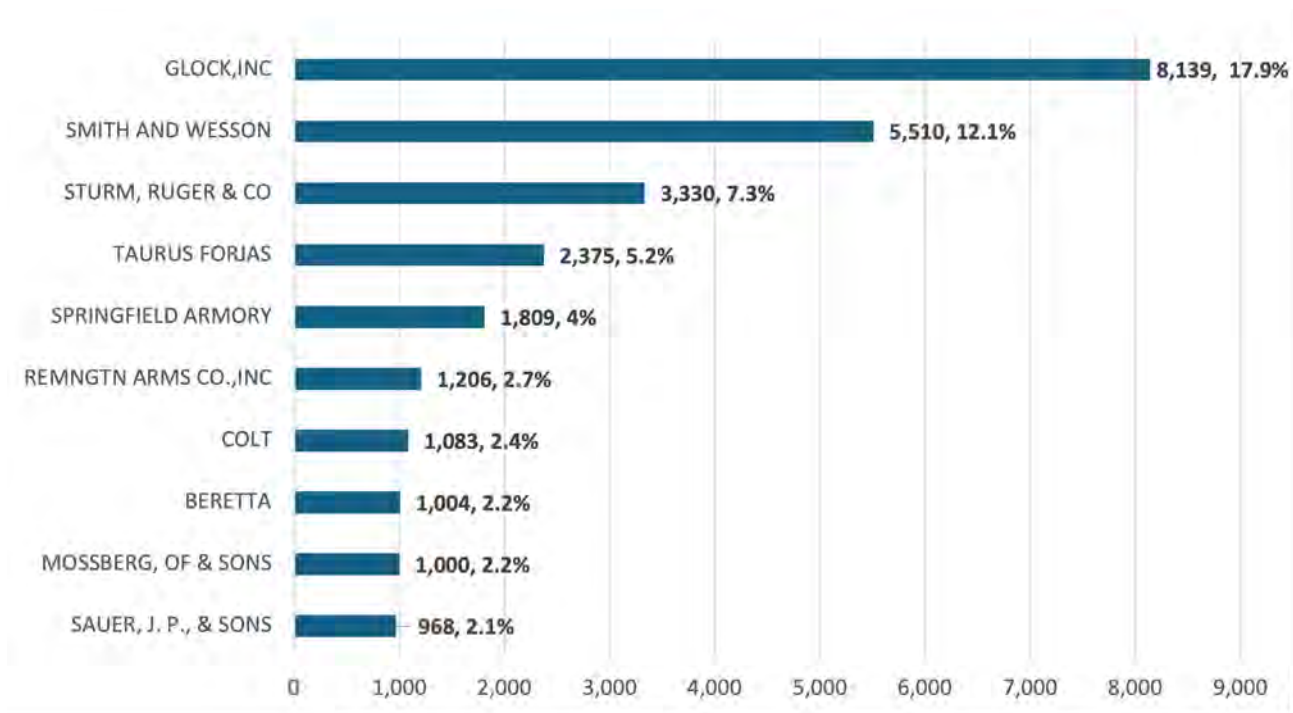
average were associated with a subsequent crime gun recovered during the same time period¹².

Interpreting the number of crime guns associated with any specific dealer should be done with caution. As noted above, only 25.05% of the crime guns in AFS could be traced to a preceding source event with specific dealer information. In addition, as reflected in Appendix A and B, the number of crime guns associated with any dealer must be compared to the total number of guns sold or transferred per dealer. A dealer could have a high number of crime guns associated with it because it sold or transferred more guns, for example, not necessarily because a higher percentage of the guns it sold or transferred are guns associated with crimes.

Total Number of Crime Guns, by Manufacturer

DOJ identified 1,018 manufacturers of firearms for crime guns recovered in 2023 and 1,516 manufacturers for crime guns recovered in the past three years in the AFS, and analyzed which manufacturers produced the most crime guns. The manufacturers associated with the most crime gun records in 2023 are Glock (8,139 crime guns, 17.87% of all identified crime guns), Smith & Wesson (5,510 crime guns, 12.10%), Sturm, Ruger, & Co. (3,330 crime guns, 7.31%), Taurus Forjas (2,375 crime guns, 5.21%), and Springfield (1,809 crime guns, 3.97%). For the period between 2021 and 2023 the numbers are as follows: Glock (23,731 crime guns, 17.32% of all identified crime guns), Smith & Wesson (16,835 crime guns, 12.29%), Sturm, Ruger, & Co. (10,184 crime guns, 7.43%), Taurus Forjas (7,470 crime guns, 5.45%), and Springfield (5,924 crime guns, 4.32%). See Appendix B for a complete list of all 1,516 manufacturers.

Figure 2. Top Ten Manufacturers Associated with Crime Guns Recovered in 2023



12 With a deviation of 0.76%. The median point was 0.38%, with a maximum of 12.5%. However, the only dealer with 12.5% of their transactions associated with subsequent crime guns had a total of eight transactions on record during this three-year period, one of which was associated with a crime gun.

Total Number of Crime Guns, by County

County information is provided for firearms logged as crime guns, but may not be provided by law enforcement agencies for guns entered as evidence. County information for guns entered as evidence is determined based on the agency that entered the record into AFS for the purposes of this report. The data presented here reflects the county where the firearm was recovered as a crime gun, and not the location of a crime gun sale.

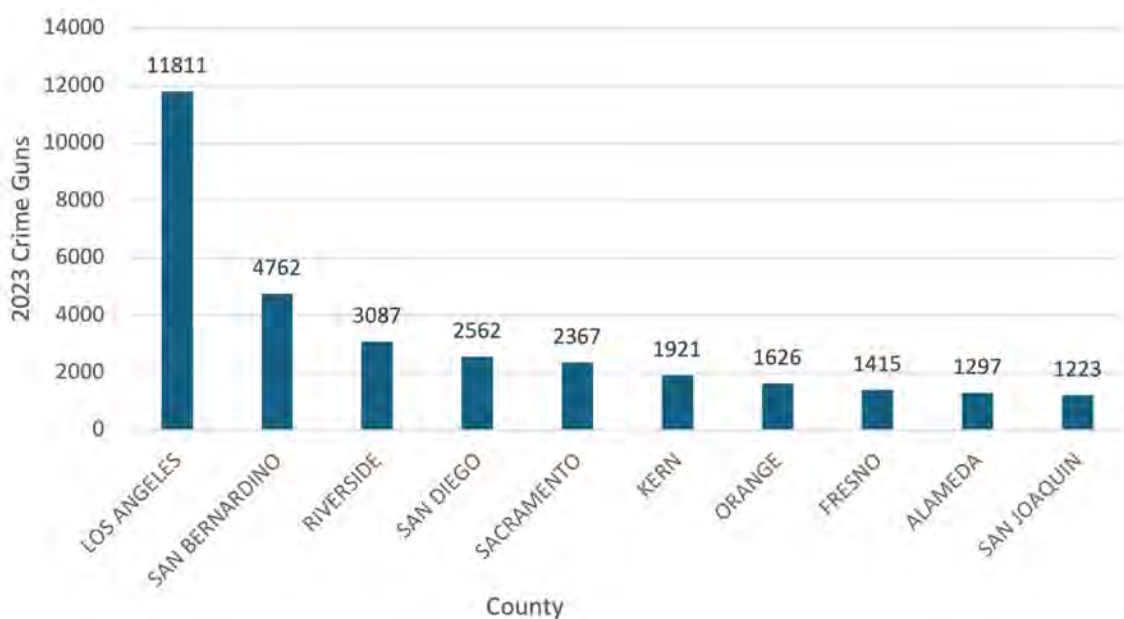
Within the crime gun data, DOJ identified county information for 44,969 crime guns recovered in 2023, and 135,808 crime guns recovered in the past three years. To see a full list of counties and the number of crime guns by county, see Appendix D.

Law enforcement agencies in counties with larger populations tended to report a larger number of crime guns overall. The county that reported the most crime guns recovered in 2023 was Los Angeles County, with 11,810 (26.3% of all recovered crime guns) crime guns. Los Angeles County is also by far the most populous county in the state. The next four counties with the highest number of crime guns in 2023 are San Bernardino (4,762, 10.5%), Riverside (3,087, 6.86%), San Diego (2,562, 5.69%), and Sacramento (2,367, 5.26%). These five counties accounted for 54.61% of all California crime guns in 2023. These numbers slightly change when calculated for all crime guns recovered during the past three years. Los Angeles County is again at the top of the list with 36,451 (26.84%) crime guns followed by San Bernardino (13,648, 10.05%), Riverside (8,978, 6.61%), Sacramento (7,329, 5.40%) and San Diego (7,320, 5.39%).

The counties with the fewest number of crime guns in 2023 are Alpine (0), Sierra (4), Modoc (7), Mono (13), and Inyo (19). Five crime guns did not have county information provided, and the county was not able to be identified for these using the reporting agency information.

When accounting for population size, the counties with the highest number of reported crime guns per capita in 2023 were Trinity County (52.9 crime guns per 10,000 residents), Lake County (35.9 crime guns per 10,000 residents) and Siskiyou County (31.78 crime guns per 10,000 residents). For a majority of counties, however, county population was not a reliable predictor of the per capita crime guns recovered in 2023.

Figure 3. Number of Crime Guns Recovered in 2023, Top Ten Counties

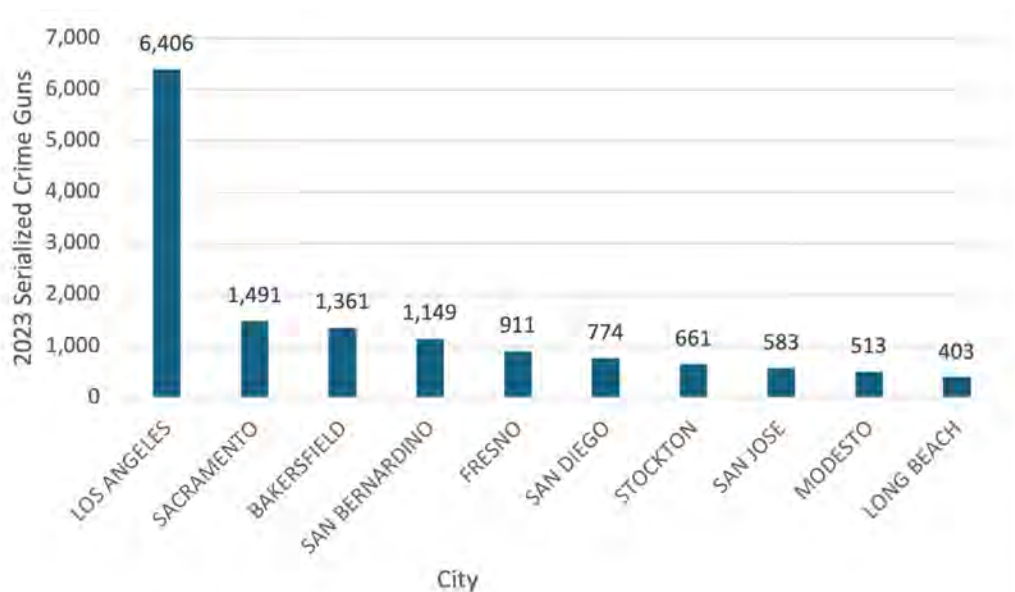


Total Number of Crime Guns, by City

In 2023, DOJ identified 40,864 crime guns that could be associated with 836 cities in California. In total, there are 1,238 cities or places in California, including municipalities or designated places such as towns that are not officially incorporated cities. In 2023, on average, each city that reported crime guns in California was associated with 49 crime guns, with a median of 10 crime guns and a standard deviation between cities of 308 crime guns. As with counties, the high deviation and disparity between average and median indicates outlier cities responsible for the majority of crime guns. See Appendix E for more information. The city with the most crime guns recovered was Los Angeles, with 6,406 associated crime guns. The next four cities with the greatest number of associated crime gun records were Sacramento (1,491), Bakersfield (1,361), San Bernardino (1,149), and Fresno (911). These five cities account for 25% of all crime guns and 15% of California’s total population. The 420 cities with the fewest number of crime gun records were associated with between one and ten crime guns in 2023. The remaining cities reported zero crime gun records in 2023.

When accounting for population size, the cities with the highest rate of crime guns recovered in 2023 per 10,000 residents were Igo (27 crime guns, 2842 per 10,000 residents), Grenada (18 crime guns, 783 crime guns per 10,000 residents), and Chinese Camp (3 crime guns, 555 crime guns per 10,000 residents). While cities with significantly higher crime guns per capita were most likely to be small towns with populations under 1,000 residents, a majority of the least populated cities and towns had crime gun rates in 2023 comparable to larger cities.

Figure 4. Crime Guns Reported in 2023, Top Ten Cities



For the period between 2021 and 2023, DOJ identified 122,274 crime guns that could be associated with 1,032 cities in California. On average, these cities were associated with 131 crime guns, with a median of 20 crime guns and a standard deviation between cities of 796 crime guns. The city with the most total crime guns recovered was Los Angeles, with 19,630 associated crime guns. The next four cities with the greatest number of associated crime gun records were Sacramento (4,989), Bakersfield (3,817), San Bernardino (2,953), and Fresno (2,638). These five cities account for 25% of all crime guns and 15% of California’s total population. The 414 cities with the fewest number of crime gun records were associated with between one and ten crime guns during 2021-2023. The remaining cities reported no crime gun records during this three-year period.

Total Number of Crime Guns, Without Serial Numbers

Many crime guns do not possess a serial number. For the purposes of this report, firearms without serial numbers are any firearm records that have “obliterated,” “2antique,” “antique2,” or “FMBUS”¹³ entered into their associated serial number field in AFS.¹⁴ In 2023, DOJ identified 10,390 crime gun records without a serial number. For the period between 2021 and 2023, the number of unserialized crime guns was 35,771.

A firearm may not have a serial number for several reasons, including certain older antique firearms, privately made firearms assembled without a lawful serial number (also commonly known as a “ghost gun”),¹⁵ or commercially manufactured firearms where the serial number has been illegally defaced or removed (often reported as “obliterated” serial numbers). Individual firearms without serial numbers cannot be traced in AFS because two different firearms of the same make, caliber, and type cannot be differentiated using the available data.

Additionally, firearms without serial numbers cannot be traced to a specific source. Therefore, unserialized firearms in these analyses do not connect to preceding source events.

Although the number of unserialized crime guns recovered by law enforcement has risen over the last decade, the past two years show a declining trend. As shown in Figure 5, the number of unserialized crime guns recovered by law enforcement dropped from 13,091 in 2021, to 12,290 in 2022, to 10,390 in 2023. Those numbers had risen significantly over the past decade and especially since 2019. Unserialized crime guns more than doubled between 2019 and 2020 and almost doubled again between 2020 and 2021 before the start of the declining trend in 2022. In 2023, the number of unserialized guns decreased by 15.5% compared to 2022.¹⁶

13 FMBUS refers to a firearm manufactured by an unlicensed subject

14 While agencies are provided guidance on how to enter unserialized guns into AFS, records may include entries in the serial number field such as “none”, “unknown” or “ghostgun”. Such entries are included in the unserialized crime gun totals in this report.

15 Since July 1, 2018, California law has required individuals manufacturing or assembling firearms without a firearm manufacturer license to apply to DOJ for a unique serial number and engrave that serial number on the firearm within 10 days of its manufacture. California also enacted comprehensive ghost gun legislation in 2022 and 2023, which generally prohibits the sale and possession of unserialized firearms, including both completed and unfinished frames and receivers. See Cal. Penal Code sections 23920, 29180, and 30400.

16 The 2022 Crime Gun Tracing Report provided the total number of individual records for unserialized guns logged into AFS. The reporting method has been updated to provide the number of distinct unserialized crime guns by removing duplicate records from AFS data. This is because agencies may often submit a “crime gun” record into AFS, and also report the gun logged as “evidence” in a separate record, providing a double count of some unserialized crime gun records.

Figure 5. Total Number of Crime Guns without Serial Numbers, by Year.

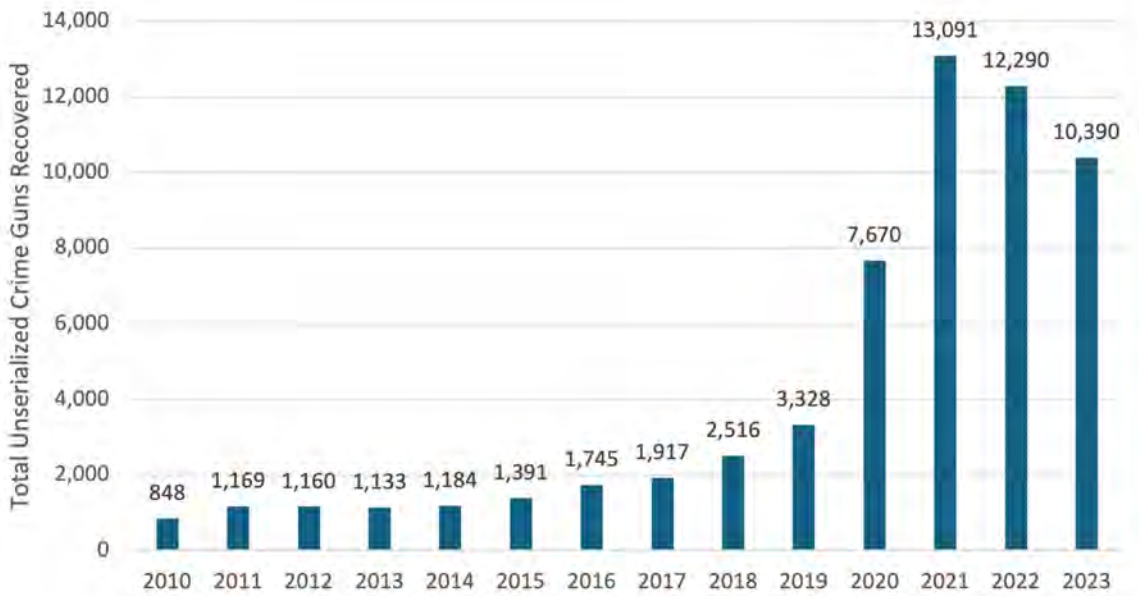


Figure 6 provides an additional breakdown of crime guns reported by the type of unserialized gun identified on the record. This shows that the increase in crime guns in recent years is primarily due to FMBUS firearms, or “ghost guns”, while antique firearms, and firearms with obliterated serial numbers have increased only slightly during the same time period. Other unserialized crime guns include those reported as unserialized, but the associated records did not provide sufficient information to identify if the gun was a ghost gun, antique, or had the serial number physically removed. Figure 7 additionally shows that while the number of unserialized long guns (e.g., rifles and shotguns) increased during this time, the overall increase since 2019 has been driven by especially large increases in unserialized handguns.

Figure 6. Unserialized Crime Guns, by Year and unserialized Category

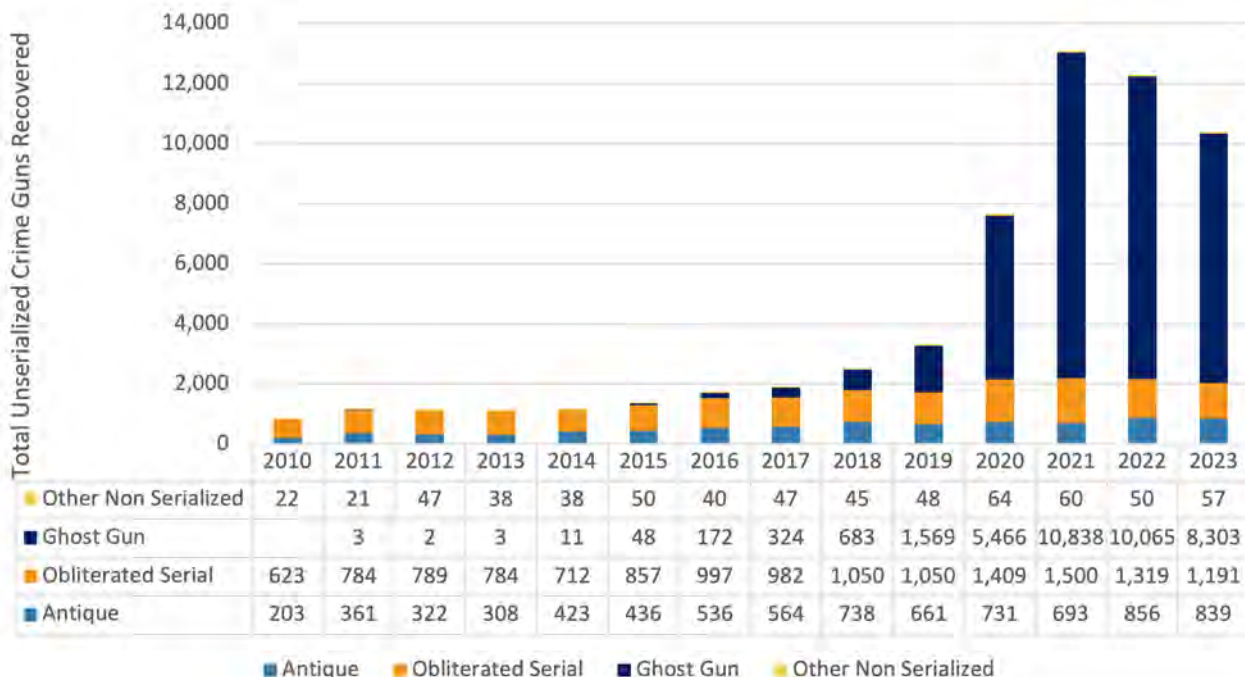
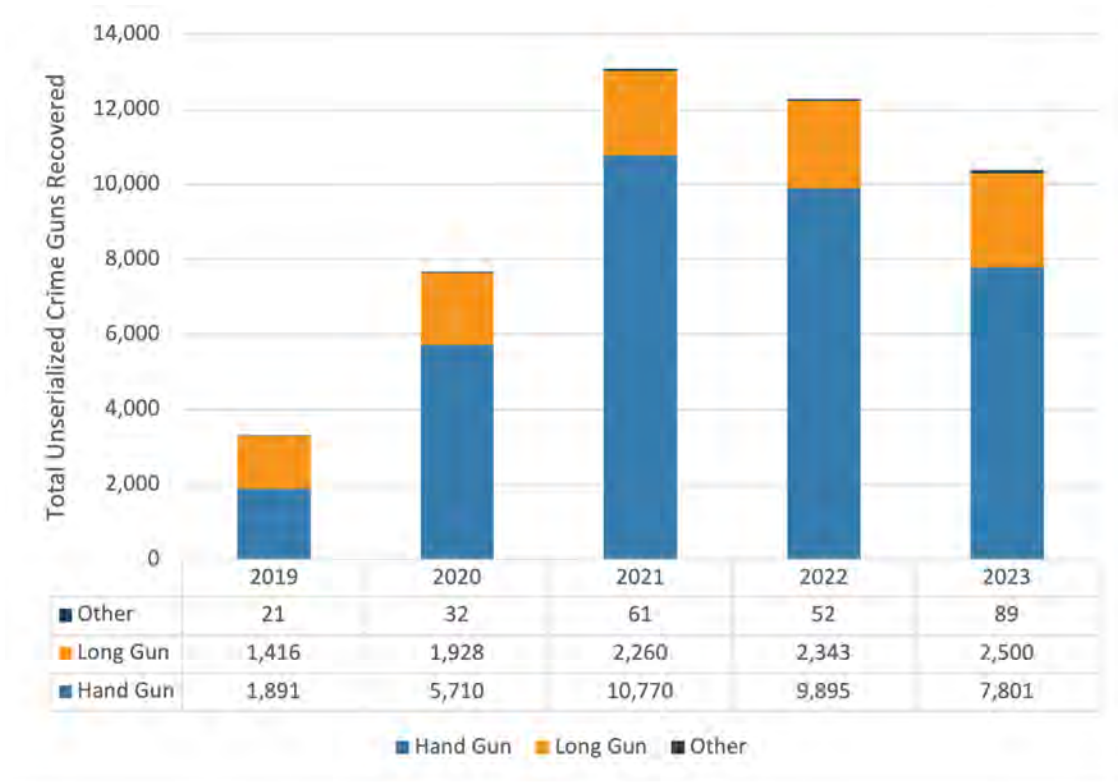


Figure 7. Unserialized Crime Guns 2019-2023, by Gun Type



Total Number of Crime Guns without Serial Numbers, by Manufacturer

DOJ identified 297 manufacturers associated with crime guns reported without a serial number in 2023. The most common firearm make entries provided by law enforcement agencies for unserialized crime guns were listed as Privately Made Firearm (7,856, 75.61% of all unserialized crime guns) and “United States”⁸ (424, 4.08%). The top five manufacturing companies provided by agencies were Glock (183, 1.76%), Smith & Wesson (173, 1.67%), Polymer80 Inc (129, 1.24%), Remington Arms (112, 1.08%), and Strum, Ruger & Co (100, 0.96%).

For crime guns reported over the past three years, DOJ identified 535 manufacturers associated with crime guns reported without a serial number. The five most common firearm make entries provided by law enforcement agencies for this period were “United States”⁸ (16,665, 46.56%), “Privately Made Firearm” (12,379, 34.61%), Glock (631, 1.76%), Polymer80, Inc (509, 1.50%), and Smith & Wesson (535, 1.40%). See Appendix C for a full list of all manufacturers.

“Privately Made Firearm” and “United States” indicate the true manufacturer was either an unlicensed individual or unknown. Additionally, unserialized crime guns such as FMBUS ghost guns may be manufactured by companies such as Polymer80 that manufacture ghost gun frames and receivers, but are not identified as the firearm manufacturer by the agency.

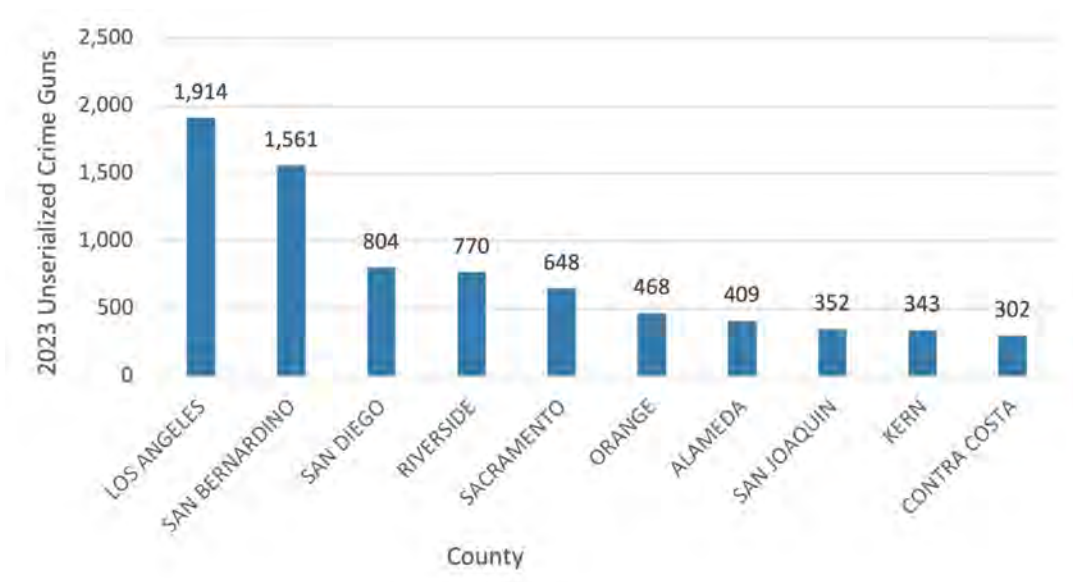
Total Number of Crime Guns without Serial Numbers, by County

DOJ identified 10,390 crime gun records⁹ without serial numbers across 54 counties in 2023. Mariposa, Modoc, and Sierra Counties had no associated crime gun records. The counties with the highest number of crime gun records without a serial number were Los Angeles (1,914, 18.42% of all unserialized crime guns), San Bernardino (1,561, 15.02%), San Diego (804, 7.73%), Riverside (770, 7.41%), and Sacramento (648, 6.23%). These five counties accounted for 55% of all crime guns without a serial number, while the top ten counties accounted for 73% of crime guns without a serial number. Los Angeles County, the most populous in the state, reported approximately one in five (18.42%) crime guns without a serial number in 2023.

For the period between 2021 and 2023, DOJ identified 35,771 crime gun records⁹ without serial numbers across 55 counties. Modoc and Sierra Counties had no associated crime gun records without serial numbers. For this time period, the counties with the highest number of crime gun records without a serial number were again Los Angeles (8,559, 23.92% of all unserialized crime guns), San Bernardino (5,236, 14.64%), San Diego (3,081, 8.61%), Riverside (2,288, 6.39%), and Sacramento (1795, 5%). These top five counties accounted for 59% of all crime guns without a serial number, while the top ten counties accounted for 76% of crime guns without a serial number. Los Angeles County reported 24% of crime guns without a serial number over this period.

Figure 8 demonstrates the number of unserialized crime guns for the top 10 counties in 2023. See Appendix F for information about the number of unserialized crime guns reported in all 55 counties.

Figure 8. 2023 Unserialized Crime Guns by Top 10 Counties



Total Number of Crime Guns without Serial Numbers, by City

In 2023, DOJ identified 9,581 crime gun records without serial numbers across 566 cities. The cities with the highest number of crime gun records without a serial number were Sacramento (435, 4.19% of unserialized crime guns statewide), Los Angeles (389, 3.74%), San Diego (350, 3.37%), San Bernardino (319, 3.07%), and Bakersfield (263, 2.53%) These five cities account for 17% of all unserialized crime guns recovered in 2023.

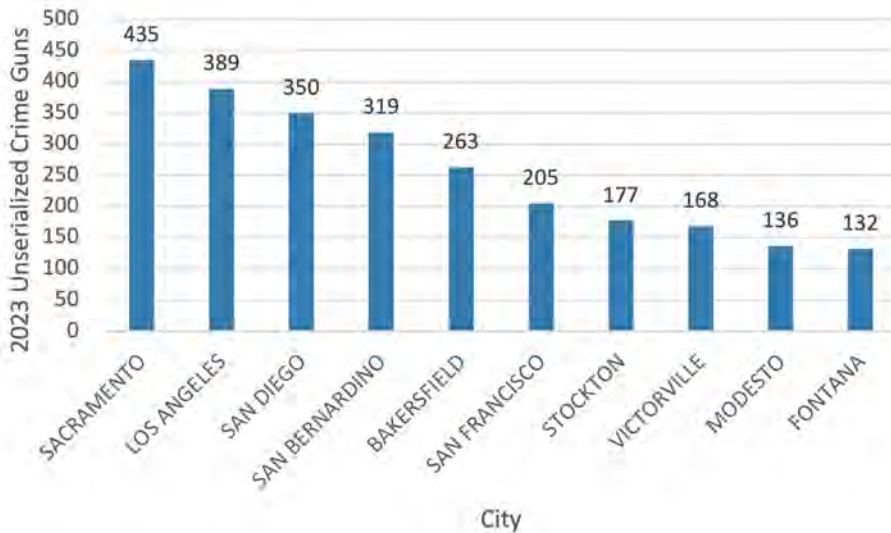
For the period between 2021 and 2023, DOJ identified 32,968 crime gun records without serial

numbers across 733 cities. For this time period, the city with the most unserialized crime guns recovered was Los Angeles, with 2,869 associated crime guns (8% of all unserialized crime guns statewide). The next four cities with the largest number of unserialized crime gun records were San Diego (1,367, 3.8%), Sacramento (1,151, 3.2%), Bakersfield (879, 2.45%), and Victorville (756, 2.1%). These five cities account for 15.45% of all unserialized crime guns recovered statewide in the past three years.

In 2023, the top ten cities accounted for approximately a quarter of crime guns without serial numbers (24.7%). For the period between 2021 and 2023, the top ten cities accounted for 28.3% of crime guns without serial numbers.

See Appendix G for a list of all cities. Note that 809 (7.79%) of these unserialized crime guns had no city data reported, and reporting agency information was insufficient to reliably identify the city. Therefore, city level trends should be interpreted with caution.

Figure 9. 2023 Unserialized Crime Guns by Top Ten Cities



Time-to-Crime Analysis

A crucial metric in understanding firearm trafficking is time-to-crime (TTC), which reflects the length of time between a firearm’s last known purchase and the date the weapon was recovered as a crime gun by law enforcement agencies.¹⁷ ATF assesses a short TTC as a potential indicator of illegal firearms trafficking, and considers investigating crime guns with short TTCs as an important tool to disrupt the flow of illegal firearms through identified trafficking channels.¹⁸ Empirical research also considers a TTC of less than three years as an indication of possible illegal transactions; a TTC of less than one year is considered an even stronger indicator.¹⁹

17 Bureau of Alcohol, Tobacco, Firearms and Explosives. National Firearms Commerce and Trafficking Assessment (NFC-TA): Crime Guns - Volume Two. U.S. Department of Justice. Part III – Crime Guns Recovered and Traced within the United States and its Territories. Retrieved from <https://www.atf.gov/firearms/national-firearms-commerce-and-trafficking-assessment-nfcta-crime-guns-volume-two>, 2023.

18 Ibid.

19 See for instance: Daniel W Webster, Jon S. Vernick, Maria T. Bulzacchelli, and Katherine A. Vittes. “Temporal Association between Federal Gun Laws and the Diversion of Guns to criminals in Milwaukee.” *Journal of Urban Health* 89 (2012): 87-97; Hannah S. Laqueur, Christopher McCort, Colette Smirniotis, Sonia Robinson, and Garen J. Wintemute. “Trends and Sources of Crime Guns in California: 2010–2021.” *Journal of Urban Health* 100(5) (2023): 879-891.

This year’s report calculated TTC for crime guns recovered in the past year (2023), past three years (between 2021 and 2023), and all years where data is available. For each of these time periods, there are two sets of TTC calculations provided below. First, TTC was measured for all crime guns recovered over the relevant period of time that had a transaction date (such as a date of sale) reported in AFS, regardless of whether the crime gun could be traced to a specific licensed dealer. Prior to January 1, 2010, AFS maintained transaction records for handguns and some other circumstances but did not maintain information about the specific dealer that conducted the sale or transfer of the weapon.

Second, TTC was also measured for the subset of crime guns with a transaction date reported that could be traced to a specific licensed dealer based on transaction records maintained in AFS on or after January 1, 2010 with more specific dealer information.

Time-to-Crime Analysis for All Crime Guns with a Transaction Date

For all crime guns with a transaction date in AFS (including crime guns that could not be traced to a specific dealer), the mean TTC is 5,214 days (about 14.3 years), and the median is 2,881 days (roughly eight years). The lowest TTC identified for these crime guns was 0 days, meaning that some firearms were used in crimes the same day they were purchased, while others took as long as 33,182 days (approximately 91 years).

Table 1 demonstrates the TTC calculations for crime guns with a transaction date reported in AFS, regardless of whether they could be traced to a specific dealer. Of the crime guns recovered in 2023, roughly 63% had a TTC of more than three years. This percentage was 60.5% for crime guns recovered from 2021-2023, and 69.3% for all crime guns recovered with a transaction date. For all of the time periods, a short TTC interval of six months or less is relatively rare, constituting less than 10% of crime guns recovered. Overall, 14.5% of the crime guns recovered in 2023, 17.7% of the crime guns recovered in the past three years, and 13.8% of all recovered crime guns had a TTC of less than one year.

Table 1. Time-to-Crime for All Recovered Crime Guns with Transaction Dates in AFS

Time -to-Crime Intervals	Crime Guns Reovered in 2023	Percentage of Crime Guns Recovered in 2023	Crime Guns Recovered 2021-2023	Percentage of Crime Guns Recovered 2021-2023	All Crime Guns with a Recorded Transaction Date in AFS	Percentage of All Crime Guns with a Recorded Transaction Date in AFS
0 - 6 months	1,321	8.21%	4,517	9.53%	16,036	7.75%
6 months - 1 year	1,027	6.38%	3,890	8.21%	12,631	6.11%
1-2 years	1,865	11.59%	5,976	12.61%	19,839	9.59%
2-3 years	1,813	11.27%	4,309	9.09%	15,049	7.27%
3+ years	10,063	62.55%	28,714	60.57%	143,307	69.28%
Total	16,089	100%	47,406	100%	206,862	100%

Figure 10. Time to Crime Breakdown for Crime Guns Recovered in 2023 with Transaction Dates in AFS

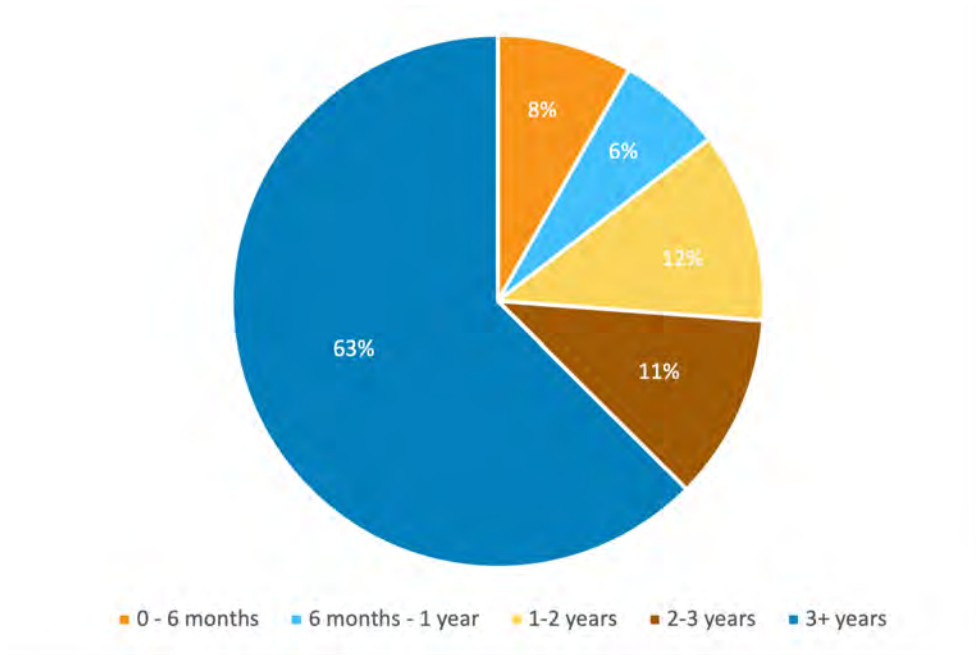


Figure 10 shows TTC percentages for each interval for crime guns recovered in 2023. Overall, 63% of the crime guns recovered in the past year had a TTC of more than three years, and 8% had a TTC of less than six months.

Time-to-Crime Analysis for Crime Guns Traced to a Dealer

For crime guns with a transaction date that could be traced to a specific dealer, the mean TTC was 1,000 days (around 2.7 years), and the median was 731 days (close to 2 years). The lowest TTC identified for these firearms was 0 days and the highest was 4,716 days (nearly 13 years). As noted above, this analysis is restricted to firearms with transaction dates on or after January 1, 2010, when AFS first maintained transaction records with more specific information about the dealer that conducted the sale or transfer of the firearm.

Table 2 shows TTC intervals for crime guns that could be traced to a specific dealer transaction on or after January 1, 2010. For crime guns recovered in 2023, 50% had a TTC of more than 3 years. This percentage was 45.7% for crime guns recovered between 2021 and 2023, and 35.5% for all crime guns recovered. Overall, 19.57% of the crime guns recovered in 2023, 24.4% of the crime guns recovered from 2021-2023, and 30% of all recovered crime guns had a TTC of less than one year

Table 2. Time-to-Crime for Crime Guns Traced to a Dealer

Time-to-Crime Intervals	Crime Guns Recovered in 2023	Percentage of Crime Guns Recovered in 2023	Crime Guns Recovered 2021-2023	Percentage of Crime Guns Recovered 2021-2023	All Crime Guns Traced to Dealer Transaction Since Jan. 1, 2010	Percentage of All Crime Guns Traced to Dealer Transaction Since Jan. 1, 2010
0 - 6 months	1,321	11.01%	4,517	13.12%	15,316	16.84%
6 months - 1 year	1,027	8.56%	3,890	11.30%	11,899	13.08%
1-2 years	1,865	15.54%	5,976	17.36%	18,194	20.00%
2-3 years	1,813	15.11%	4,309	12.52%	13,194	14.50%
3+ years	5,976	49.79%	15,727	45.69%	32,359	35.57%
Total	12,002	100%	34,419	100%	90,962	100%

Figure 11. Time to Crime Breakdown for Crime Guns Recovered in 2023 That Were Traced to a Dealer

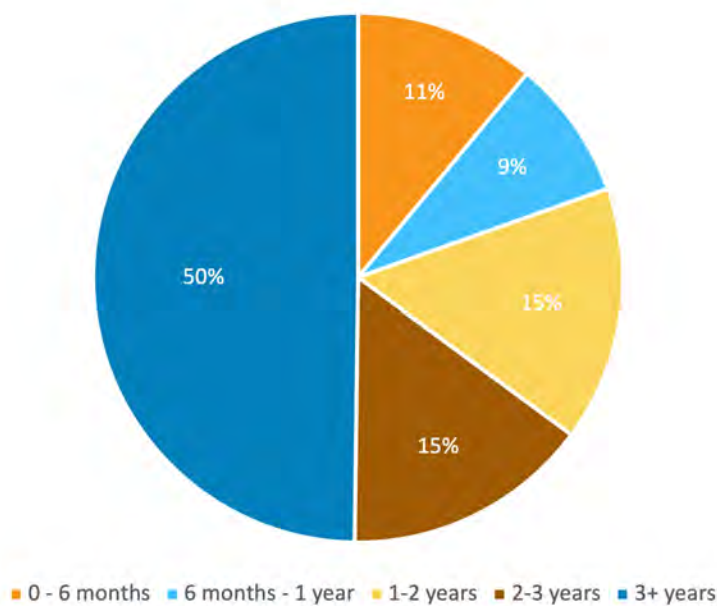


Figure 11 demonstrates TTC percentages for crime guns recovered in 2023 that were traced to a dealer. The results show that 50% of the crime guns recovered in the past year have a TTC of more than three years, while 11% have a TTC of zero to six months.

AFS FIREARM TRACING METHODS

Crime Guns Matching on All Data Entry Fields but At Least One Field Left Blank

For this year’s Crime Guns Report, DOJ implemented data analysis and process updates that allowed the Department to identify a somewhat larger percentage of crime guns as matching a firearm record reported in AFS.

The Crime Gun Tracing Report DOJ published in 2023²⁰ identified that of the nearly 550,000 crime guns recovered between 2010 and 2022, 123,256 had at least a serial number in common with a firearm reported in AFS through at least one potential source event. Of these, 19,105 crime guns contained strong matching information with a source record in AFS but were not confirmed as a match if there was any missing or inconsistent “firearm category” data in AFS.²¹ In other words, if a crime gun had the same reported serial number, make, and model as a firearm record in AFS but either the law enforcement agency that reported the crime gun or the gun dealer that reported the record of sale in AFS left the data entry field identifying the firearm’s category blank or reported different information for the weapon, DOJ did not confirm that crime gun as a match with an AFS record.

For this year’s report, DOJ classified crime gun records as matches in AFS if they matched on all completed data entry fields other than the “firearm category” field.

DOJ conducted an evaluation of firearm data reported in all historical dealer transactions, regardless of crime gun, to evaluate the risk of associating a crime gun with an incorrect dealer. Of the more than 19 million dealer transactions recorded in AFS, roughly 115,000 firearms (0.6% of transactions) contained more than one transaction matching on serial number and every remaining trace field except for “firearm category.” In roughly 75% of these cases, firearm records were not matched initially only due to blank or missing information in data entry fields. The remaining firearms (0.15% of all firearms with transaction data) contained conflicting data, likely due to data entry errors. Only 512 source records with conflicting firearm category data were associated with crime guns, but these were reported prior to 2021 and do not apply to crime gun records analyzed in this report.

By removing the firearm category from the matching criteria, an additional 23,099 crime guns were traceable to a transaction record in AFS among all crime guns reported from 2010-2023. Of these, only 2,684 were transactions that occurred in or after 2010 when dealer transaction records started being retained in the AFS database. This means only 11.6% of the new matches under this tracing method were traceable to a specific dealer.

Potential Data Entry Errors and Manufacturer Data Evaluation

Another challenge for DOJ in matching crime guns to a source or origin in AFS relates to either errors or differences in data entry. For example, an agency may enter incorrect data for a firearm, either by selecting an incorrect option from a drop-down menu or typing errors. Additionally, there may be differences in how firearm data is entered. Firearm calibers, for example consist of a four-digit code, such as 0038; if an agency mistakenly entered this as 0380, the AFS records would fail to match. Firearm manufacturer data also has a greater potential for data entry differences, as firearm manufacturer data may be entered as the country of origin, the company labeled on the firearm, or a parent company of the direct manufacturer, among other alternative formats. Because DOJ must assume that the

20 Crime Guns in California, [AB 1191 Crime Gun Report.pdf \(ca.gov\)](#)

21 The firearm category field in AFS further identifies the sub-type or firing mechanism of a firearm. For example, a firearm category may include identifiers for bolt-action, semi-automatic, flint lock, or pump action, among other mechanisms.

information entered into AFS is accurate, crime guns where either the crime gun or transaction record data is entered incorrectly will not be traceable to an origin or source.

In the Crime Gun Tracing Report DOJ published in 2023, DOJ identified 39,039 crime guns with strong matches with at least one source record, a majority of which did not match on the firearm manufacturer data. DOJ evaluated the underlying transaction data in AFS and found 488,480 firearms among all firearm transactions in AFS history (whether or not the transactions involved a crime gun or not) that contained more than one potential transaction, but with conflicting firearm manufacturer data. In 89% of these cases, the manufacturer data indicated specific and unrelated firearm manufacturers, suggesting the firearms records were not identifying the same gun. Only 11% of firearms with multiple potential sales had differing manufacturer data belonging to the same parent company, however reported firearm model data also suggested these were not the same firearm. This suggests that when firearm manufacturer data differs on two sales records in AFS history, the records may be distinct firearms. Therefore, DOJ did not match crime guns to source records that did not contain identical manufacturer information.

Because AFS contains over 3,300 firearm manufacturer codes, this field may be more prone to incorrect selections or entries compared to other data fields.²² Within the past three years, 20,462 crime guns did not match with a source record, but matched with at least a serial number recorded in AFS transaction history. This included 6,866 in 2021, 6,546 in 2022, and 7,050 in 2023. This does not indicate that the records are for the same firearm, as serial numbers are unique by both make and firearm model.²³ A majority of these contain both conflicting caliber and type information (e.g., a rifle vs. a handgun record) providing evidence that the sale and crime records are for different guns. 7,085 crime guns contained strong matches across the past three years matching on the serial number, caliber and firearm type data, including 2,414 in 2021, 2,286 in 2022, and 2,385 in 2023. Because these sale records indicate different manufacturers than the crime gun records, additional data would be needed to verify if either the sale or crime record contained an incorrect firearm manufacturer entry. DOJ may continue to evaluate the tracing approach for this subset of crime guns to identify if matches can be verified using additional data points, so that crime guns are not incorrectly matched to a source record.

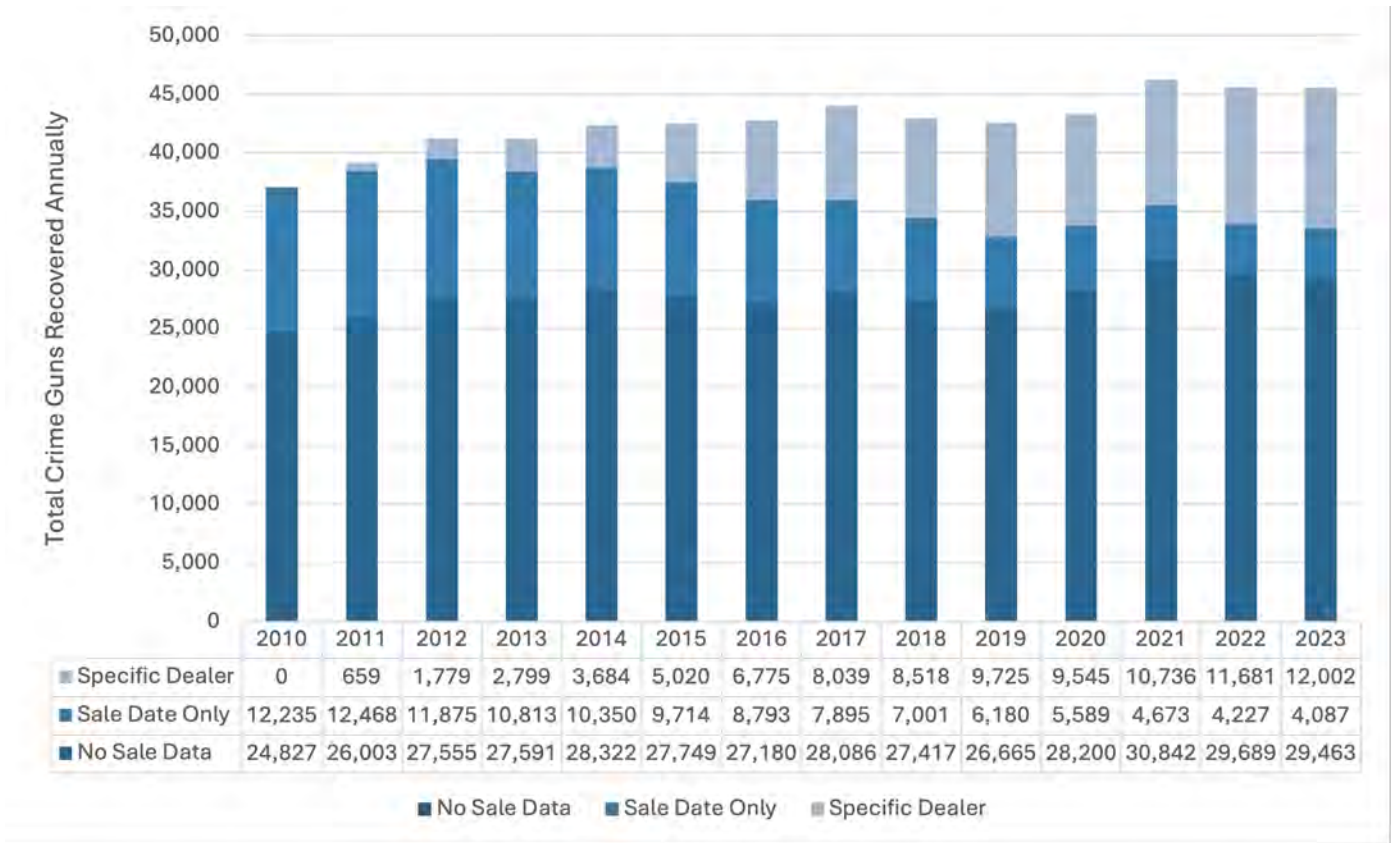
Crime Gun Tracing Trends

The AFS Database did not retain dealer level information associated with transactions until 2010. Additionally, AFS generally did not retain long gun sale records until 2014. Therefore, crime guns reported during, or in the years prior to 2010 were not commonly associated with specific dealers. Of all the crime guns reported since 2010 through the end of 2023, nearly 207,000 are associated with a transaction record in AFS, however only 91,000 of these are associated with a post-2010 transaction that contains dealer information. Figure 12 shows the annual trends in the number of crime guns, indicating whether they are traceable to a sale record without dealer information (a pre-2010 transaction), a sale record with dealer information, or have no associated dealer transaction history in AFS. On average, approximately 35% of all crime guns reported each year since 2010 have been associated with a dealer sale transaction record in AFS, suggesting a stable and reliable trend. At the same time, the portion of these records that can be linked to specific dealers has dramatically increased since 2010 due to crime guns reported in recent years being more likely to be associated with post-2010 transactions.

22 For example, an individual may not know the correct manufacturer code to select, or may not have the manufacturer selection readily available.

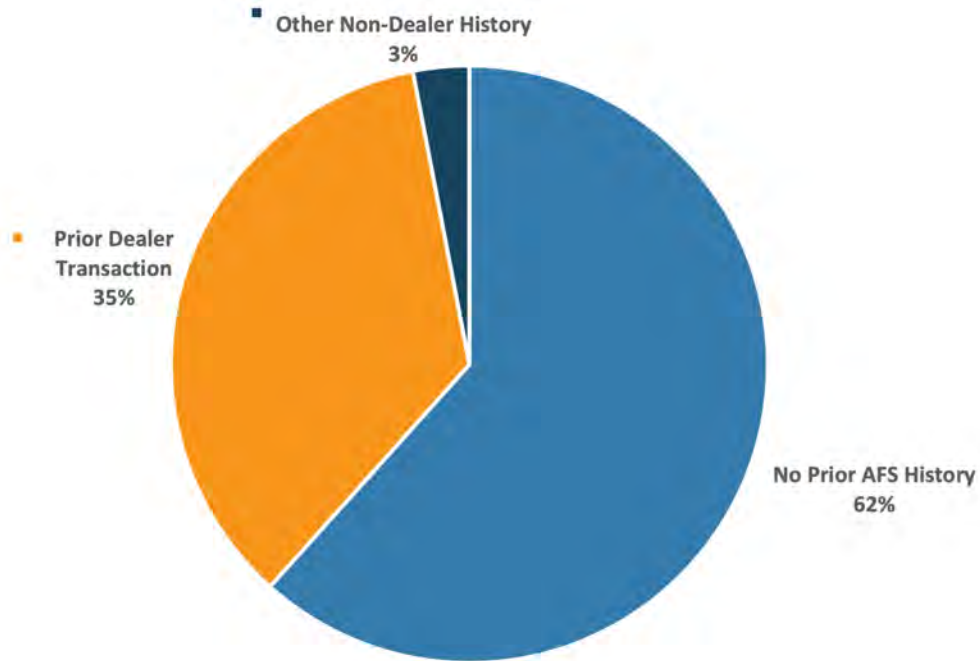
23 Note that serial numbers are not unique identifiers across all firearms, but within the make and model of a firearm. Therefore, a manufacturer may use the same serial numbers across multiple models, and different manufacturers may use the same serial numbering system to identify guns. Therefore a serial number match does not necessarily mean that the crime and sale records are associated.

Figure 12. Serialized Crime Guns by Traceability Status, 2010-2023



DOJ further evaluated the crime gun history in AFS for crime guns reported in 2023, and found that 62% of crime guns were identified for the first time in AFS by their crime gun record. This means a majority of crime guns reported are not recorded in AFS prior to being recovered in a crime. This may suggest that a majority of crime guns are from sales outside of California, illegally trafficked or manufactured as unserialized ghost guns, or firearms that did not have to be reported at the time of their acquisition, and were not later self-reported. Three percent of crime guns recovered in 2023 had prior AFS history but no recorded dealer sales. This may include self-reports of ownership, or records indicating the firearm was reported lost, stolen or found.

Figure 13. 2023 Crime Guns, First Event Reported in AFS History



Additionally, among the subset of crime guns that did have prior history in AFS, only 3% contain a self-report or transfer of ownership report. 7% contain a record of a law enforcement agency returning a gun to the owner before it was used in a crime, and 90% of crime guns with a prior record in AFS were acquired directly from a firearm dealer before being used in a crime. This shows that only 3% of crime guns had a *recorded* change of ownership after a dealer transaction before being used in a crime. This does not indicate, however, that the original purchaser was in possession of the firearm at the time of the crime. For example, 3,292 serialized crime guns (7.2% of serialized crime guns) were reported stolen prior to the crime event. Additionally, a firearm may be accessed by an individual other than the purchaser and used in a crime, and crime guns are frequently purchased by straw purchasers and other traffickers who may unlawfully transfer the firearm without a licensed dealer or other recorded transaction, meaning the change of ownership would generally not be reported to DOJ.

APPENDIX A: CALIFORNIA FIREARM DEALER INFORMATION 2023 CRIME GUNS

Note: The following information is required per AB 1191. Some dealers may appear more than once due to having identical names and addresses. However, seemingly duplicate dealers each have unique Dealer IDs that denote them as separate entities in AFS and so they were treated separately for the purpose of reporting.

Dealer Name	Dealer Status	Address	Zip	City	2023 Crime Guns	Percent < 1 Year TTC	2023 Firearm Sales	Percent of 2023 Sales Recovered as Crime Guns
TURNER'S OUTDOORSMAN	Active	491 W ORANGE SHOW RD	92408	SAN BERNARDINO	259	22.01%	7,369	0.49%
TURNER'S OUTDOORSMAN	Active	17204 HAWTHORNE BLVD	90504	TORRANCE	181	18.78%	7,276	0.23%
TURNER'S OUTDOORSMAN	Active	11336 FIRESTONE BLVD	90650	NORWALK	177	23.73%	9,011	0.26%
TURNER'S OUTDOORSMAN	Active	835 S ARROYO PKWY	91105	PASADENA	154	28.57%	8,288	0.21%
TURNERS OUTDOORSMAN	Active	4400 ONTARIO MILLS PKWY STE A	91764	ONTARIO	143	15.38%	6,931	0.20%
SECOND AMENDMENT SPORTS INC	Active	2523 MOHAWK ST	93308	BAKERSFIELD	131	0.00%	0	0.00%
TURNER'S OUTDOORSMAN	Active	2201 E WILLOW ST BLDG M	90755	SIGNAL HILL	129	12.40%	6,809	0.18%
TURNER'S OUTDOORSMAN	Active	19329 VAN OWEN ST	91335	RESEDA	128	19.53%	7,206	0.12%
OUTDOOR SPORTSMAN	Active	4969 WEST LN	95210	STOCKTON	127	16.54%	4,270	0.26%
RIVER CITY GUN EXCHANGE, INC	Active	2370 FRUITRIDGE RD	95822	SACRAMENTO	125	16.00%	4,239	0.28%
MARTIN B RETTING INC	Active	11029 WASHINGTON BLVD	90232	CULVER CITY	124	18.55%	2,791	0.68%
TURNERS OUTDOORSMAN	Active	14311 BEAR VALLEY ROAD STE 102	92395	VICTORVILLE	120	20.83%	5,548	0.27%
THE GUN RANGE	Active	3479 ORANGE GROVE AVE STE B C	95660	NORTH HIGHLANDS	115	18.26%	5,042	0.20%
DG 2A ENTERPRISES INC DBA GUN WORLD	Active	3800 W MAGNOLIA BLVD	91505	BURBANK	101	16.83%	4,575	0.07%
TURNER'S OUTDOORSMAN	Active	365 N AZUSA AVENUE	91791	WEST COVINA	98	23.47%	6,412	0.14%
AMMO BROS	Active	820 S ROCKEFELLER AVE UNIT G	91761	ONTARIO	91	14.29%	4,942	0.06%
DUNNS DISCOUNT GUNS & SPORTING GOODS	Active	1510 MORENA BLVD F	92110	SAN DIEGO	90	23.33%	5,103	0.14%
TURNERS OUTDOORSMAN	Active	2051 N ROSE AVE #280	93036	OXNARD	90	25.56%	5,432	0.26%

Dealer Name	Dealer Status	Address	Zip	City	2023 Crime Guns	Percent < 1 Year TTC	2023 Firearm Sales	Percent of 2023 Sales Recovered as Crime Guns
SECOND AMENDMENT SPORTS INC	Active	38-698B EL VIENTO RD	92211	PALM DESERT	90	0.00%	0	0.00%
PROFORCE LAW ENFORCEMENT	Active	2625 STEARMAN ROAD #A	86301		83	14.46%	8,807	0.07%
TURNER'S OUTDOORSMAN	Active	4200 CHINO HILLS PARKWAY #600	91709	CHINO HILLS	82	12.20%	5,486	0.15%
TURNER'S OUTDOORSMAN	Active	2523 MOHAWK STREET	93308	BAKERSFIELD	80	33.75%	5,352	0.26%
STAGE STOP SPORTING GOODS	Active	1175 BROADWAY	95301	ATWATER	78	34.62%	4,604	0.33%
TURNER'S OUTDOORSMAN	Active	2085 MONTIEL ROAD SUITE 104	92069	SAN MARCOS	76	15.79%	5,284	0.13%
SPORTSMANS WAREHOUSE 238	Active	8468 N FRIANT RD	93720	FRESNO	75	21.33%	7,380	0.14%
TURNERS OUTDOORSMAN	Active	6264 N BLACKSTONE AVENUE	93710	FRESNO	74	33.78%	4,271	0.28%
ANTIOCH ARMORY INC	Active	625 W 3RD ST	94509	ANTIOCH	72	18.06%	1,212	0.41%
GUNS DIRECT/JANYA BROS INC	Active	1521 W MAGNOLIA BLVD UNIT B	91506	BURBANK	72	16.67%	5,821	0.17%
TURNER'S OUTDOORSMAN	Active	2246 GRIFFIN WY	92879	CORONA	71	16.90%	5,867	0.14%
KW DEFENSE INC	Active	1640 N BROADWAY AVENUE	95205	STOCKTON	70	30.00%	3,758	0.32%
VALLEY GUN	Active	2728 CHESTER AVE	93301	BAKERSFIELD	69	31.88%	1,955	0.66%
BASS PRO SHOPS OUTDOOR WORLD	Active	7777 VICTORIA GARDENS LN	91739	RANCHO CUCAMONGA	69	23.19%	7,060	0.14%
TURNER'S OUTDOORSMAN	Active	6019 FLORIN RD STE 100-200	95823	SACRAMENTO	68	42.65%	4,082	0.47%
TRIPLE A'S SPORTING GOODS LLC	Active	1724 SPRINGS RD	94591	VALLEJO	66	12.12%	3,231	0.15%
TURNERS OUTDOORSMAN	Active	2225 PLAZA PARKWAY SUITE M1-M3	95353	MODESTO	63	38.10%	4,921	0.24%
AMMO BROTHERS	Active	820 S ROCKEFELLER AVE UNIT G	91761	ONTARIO	59	8.47%	3,776	0.05%
GET A GUN	Active	3903 PATTON WAY SUITE 100	93308	BAKERSFIELD	58	0.00%	0	0.00%
CITY ARMS EAST LLC	Active	60 GOLF CLUB RD STE B	94523	PLEASANT HILL	58	31.03%	2,615	0.27%
THE GUN SHOP	Active	44633 SIERRA HWY	93534	LANCASTER	58	34.48%	3,154	0.22%
AMMO BROS	Active	820 S ROCKEFELLER AVE UNIT G	91761	ONTARIO	57	12.28%	3,040	0.07%
SOLAR TACTICAL	Active	22287 REDWOOD RD	94546	CASTRO VALLEY	57	33.33%	2,797	0.36%
TURNER'S OUTDOORSMAN	Active	2040 N TUSTIN AVENUE	92865	ORANGE	56	25.00%	6,417	0.12%

Dealer Name	Dealer Status	Address	Zip	City	2023 Crime Guns	Percent < 1 Year TTC	2023 Firearm Sales	Percent of 2023 Sales Recovered as Crime Guns
ALQUIST ARMS INC	Active	1400 FREITAS PARK	95380	TURLOCK	56	10.71%	3,206	0.16%
TURNER'S OUTDOORSMAN	Active	38-698B EL VIENTO ROAD	92211	PALM DESERT	55	41.82%	5,286	0.19%
BLUE COLLAR FIREARMS	Active	1270 E WASHINGTON ST SUITE G4	92324	COLTON	53	28.30%	2,798	0.32%
TURNER'S OUTDOORSMAN	Active	18808 BROOKHURST ST	92708	FOUNTAIN VALLEY	52	23.08%	5,005	0.06%
OLDE WEST GUN & LOAN II INC	Active	568 N MARKET ST	96003	REDDING	52	0.00%	292	0.00%
TURNERS OUTDOORSMAN	Active	1411 N DAVIS ROAD	93907	SALINAS	52	26.92%	5,096	0.16%
GUN GALLERY INC	Active	1121 S CENTRAL AVE	91204	GLENDALE	51	21.57%	3,302	0.15%
PENINSULA GUNS AND TACTICAL	Active	360 EL CAMINO REAL	94066	SAN BRUNO	51	35.29%	4,751	0.23%
SPORTSMAN'S WAREHOUSE # 247	Active	5195 REDWOOD DR.	94928	ROHNERT PARK	51	29.41%	5,275	0.21%
BEST NET SALES INC DBA ELITE ARMORY	Active	3636 CASTRO VALLEY BLVD 1	94546	CASTRO VALLEY	50	22.00%	2,910	0.21%
BASS PRO OUTDOOR WORLD LLC	Active	2500 E KEARNEY ST	65898		50	40.00%	6,402	0.17%
TURNERS OUTDOORSMAN	Active	636 W HAMMER LANE	95210	STOCKTON	50	36.00%	3,472	0.40%
TURNER'S OUTDOORSMAN	Active	39626 10TH AVE WEST, SUITE I	93551	PALMDALE	49	22.45%	5,895	0.12%
RIFLE GEAR	Active	18065 MOUNT SHAY ST	92708	FOUNTAIN VALLEY	48	14.58%	12,549	0.02%
HIGHLAND GUNS	Active	2600 E HIGHLAND AVE STE A	92346	HIGHLAND	48	25.00%	1,475	0.47%
GUNS FISHING & OTHER STUFF	Active	7545 B PLEASANT VALLEY RD	95688	VACAVILLE	47	17.02%	1,806	0.33%
TURNERS OUTDOORSMAN	Active	27230 MADISON AVENUE SUITE D	92590	TEMECULA	47	14.89%	4,475	0.04%
CALLED2ARMS	Active	501 BANGS AVE STE D	95356	MODESTO	46	15.22%	2,322	0.13%
TURNERS OUTDOORSMAN	Active	841 ARNELE AVENUE	92020	EL CAJON	46	17.39%	4,909	0.08%
REED'S INDOOR RANGE, INC	Active	1100 DUANE AVE	95054	SANTA CLARA	44	29.55%	4,024	0.12%
PRK ARMS	Active	1401 N CLOVIS AVE #101,103,105	93727	FRESNO	43	13.95%	894	0.34%
HOOK LINE AND SINKER LLC	Active	112 SANDY LN	94561	OAKLEY	43	34.88%	2,009	0.25%
WESTERN FIREARMS	Active	6621 S ATLANTIC AVE	90201	BELL GARDENS	42	30.95%	1,199	0.67%
GUNS FISHING & OTHER STUFF 2	Active	7545 B PLEASANT VALLEY RD	95688	VACAVILLE	41	21.95%	2,503	0.16%

Dealer Name	Dealer Status	Address	Zip	City	2023 Crime Guns	Percent < 1 Year TTC	2023 Firearm Sales	Percent of 2023 Sales Recovered as Crime Guns
THE RANGE PISTOL CLUB INC DBA THE RANGE	Active	5151 N GATES AVENUE	93722	FRESNO	40	7.50%	1,180	0.17%
TURNER'S OUTDOORSMAN	Active	8199 CLAIREMONT MESA BLVD # E	92111	SAN DIEGO	40	10.00%	4,847	0.06%
MAXIMUM WHOLESALE INC DBA AMMO BROTHERS	Active	820 S ROCKEFELLER, UNIT G	91761	ONTARIO	40	30.00%	1,718	0.17%
SPORTSMAN'S WAREHOUSE 183	Active	1650 W VISALIA PARKWAY	93277	VISALIA	40	15.00%	3,838	0.16%
GUN EFFECTS CLOUD 9 FISHING	Active	15333 GALE AVENUE	91745	HACIENDA HEIGHTS	40	20.00%	3,235	0.19%
EXPRESS GUN LOCKER	Active	11873 HESPERIA SUITE A	92345	HESPERIA	39	17.95%	2,890	0.14%
SPORTSMAN'S WAREHOUSE 176	Active	1590 GATEWAY BLVD	94533	FAIRFIELD	39	25.64%	4,639	0.06%
FF FIREARMS INC	Active	121 E WHITTIER BLVD UNIT 1	90640	MONTEBELLO	39	23.08%	2,250	0.22%
MILPITAS SHOOTING RANGE INC	Active	1655 PLACER CIRCLE	94551	LIVERMORE	38	0.00%	0	0.00%
CITY ARMS	Active	90 EUREKA SQ STE D	94044	PACIFICA	38	7.89%	2,059	0.10%
RSF	Active	2066 MONTECITO DRIVE	91208	GLENDALE	38	65.79%	2,030	0.49%
STOCKTON GUN EXCHANGE	Active	1732 PACIFIC AVE	95204	STOCKTON	37	16.22%	1,367	0.15%
BASS PRO OUTDOOR WORLD, LLC	Active	1356 BASS PRO DR	95337	MANTECA	37	24.32%	3,420	0.18%
SMOKIN BARREL FIREARMS	Active	3222 N DEMAREE STE D	93291	VISALIA	36	19.44%	3,343	0.15%
BARNWOOD ARMS	Active	120 E MAIN ST	95366	RIPON	35	14.29%	2,628	0.08%
ROGUE ONE INC DBA WARRIOR ONE GUNS AND AMMO	Inactive	2222 KANSAS AVE STE H	92507	RIVERSIDE	35	0.00%	0	0.00%
ESTATE JEWELRY EXCHANGE DBA OC GUNS	Active	22762 ASPAN ST STE 203	92630	LAKE FOREST	35	17.14%	2,872	0.14%
BULLSEYE BISHOP LLC	Active	1584 MERIDIAN AVENUE	95125	SAN JOSE	35	45.71%	3,368	0.30%
CGA GROUP LLC DBA GUNSLA	Active	3906 W BURBANK BLVD	91505	BURBANK	35	28.57%	2,772	0.14%
BEAR MOUNTAIN SPORTS	Active	8032 DI MILLER DR. UNIT D	93307	BAKERSFIELD	34	17.65%	1,042	0.10%
THE SHOOTIST INC	Active	24910 WASHINGTON AVE 100	92562	MURRIETA	34	8.82%	4,097	0.05%
ROOSTER'S FIREARMS INC	Active	98 SOUTH MAIN STREET B2	93465	TEMPLETON	34	5.88%	2,277	0.09%

Dealer Name	Dealer Status	Address	Zip	City	2023 Crime Guns	Percent < 1 Year TTC	2023 Firearm Sales	Percent of 2023 Sales Recovered as Crime Guns
U.S. PATRIOT ARMORY INC.	Active	13631 PAWNEE ROAD, SUITE 1	92308	APPLE VALLEY	34	11.76%	2	0.00%
BULLSEYESPORT LLC	Active	6710 BROCKTON AVE	92506	RIVERSIDE	33	3.03%	0	0.00%
SOUTHERN CALIFORNIA GUN	Active	4891 CONVOY ST	92111	SAN DIEGO	33	27.27%	2,608	0.27%
BURBANK AMMO & GUNS	Active	1313 WEST MAGNOLIA BLVD	91506	BURBANK	33	9.09%	5,302	0.04%
INFRINGED INC DBA RED STAR ARMORY	Active	443 WEST 4TH STREET	92401	SAN BERNARDINO	33	33.33%	1,118	0.45%
NOR CAL OUTDOORS, INC DBA NOR CAL GUN VAULT	Active	6761 STANFORD RANCH ROAD STE A	95677	ROCKLIN	33	57.58%	3,012	0.46%
G AND R LLC, DBA SPORTSMAN'S ARMS	Active	913 LAKEVILLE STREET	94952	PETALUMA	32	18.75%	2,054	0.19%
SPORTSMAN'S WAREHOUSE 186	Active	10536 TRINITY PARKWAY	95219	STOCKTON	32	12.50%	2,888	0.07%
EXOTIC PISTOL GRIPS	Active	631 EAST ARROW HIGHWAY STE A	91740	GLENDORA	32	43.75%	2,329	0.43%
TURNERS OUTDOORSMAN	Active	26613 BOUQUET CANYON ROAD	91350	SANTA CLARITA	32	43.75%	6,390	0.14%
JUST GUNS	Active	3530 AUBURN BLVD STE 8	95821	SACRAMENTO	31	0.00%	0	0.00%
AMMO BROTHERS	Active	820 S ROCKEFELLER AVE UNIT G	91761	ONTARIO	31	32.26%	2,179	0.14%
THE GUNS STORE	Active	2333 ARDEN WAY	95825	SACRAMENTO	31	38.71%	943	0.53%
2ND AMENDMENT ZONE, INC	Active	750 N. MOUNTAIN AVENUE #C-D	91786	UPLAND	31	22.58%	6,427	0.03%
CANYON SPORTS	Active	887 HOWE RD STE F	94553	MARTINEZ	30	13.33%	1,710	0.12%
RICK'S AV PAWNSHOP	Active	673 W AVE I	93534	LANCASTER	30	16.67%	1,326	0.23%
SPORTSMAN'S WAREHOUSE 149	Active	6640 LONETREE BLVD	95765	ROCKLIN	30	10.00%	4,241	0.05%
SPORTSMAN'S WAREHOUSE #233	Active	2344 SUNRISE BLVD	95670	RANCHO CORDOVA	30	16.67%	4,239	0.07%
SACRAMENTO BLACK RIFLE, INC	Active	8095 GREENBACK LANE SUITE B	95610	CITRUS HEIGHTS	30	46.67%	4,054	0.25%
RSI TAC LLC DBA RIFLE SUPPLY	Active	16371 GOTHARD STREET SUITE G	92647	HUNTINGTON BEACH	30	46.67%	8,052	0.11%
IMBERT & SMITHERS	Active	1144 EL CAMINO REAL	94070	SAN CARLOS	29	17.24%	0	0.00%
SMOKIN BARREL GUNS INC	Active	1775 SURVEYOR AVE	93063	SIMI VALLEY	29	20.69%	3,162	0.13%
CAP TACTICAL FIREARMS LLC	Active	16706 HAWTHORNE BLVD	90260	LAWNDALE	29	17.24%	2,266	0.04%
GUNTHER GUNS	Active	2717 LOKER AVE W STE B	92010	CARLSBAD	29	31.03%	3,118	0.22%

Dealer Name	Dealer Status	Address	Zip	City	2023 Crime Guns	Percent < 1 Year TTC	2023 Firearm Sales	Percent of 2023 Sales Recovered as Crime Guns
TURNERS OUTDOORSMAN	Active	23762 MERCURY ROAD SUITE A	92630	LAKE FOREST	29	41.38%	6,971	0.07%
DIRTY BIRD INDUSTRIES, LLC	Active	2420 MOHAWK STREET, SUITE 700	93308	BAKERSFIELD	29	79.31%	6,908	0.17%
JERNIGAN SPORTING GOODS INC	Active	82740 MILES AVE	92201	INDIO	28	17.86%	1,061	0.38%
MARKLEY'S INDOOR RANGE AND GUN SHOP	Active	14 BLANCA LN	95076	WATSONVILLE	28	7.14%	1,029	0.19%
ADDAX TACTICAL	Active	1431 TRUMAN ST UNIT E	91340	SAN FERNANDO	28	14.29%	1,292	0.23%
AMMO BROTHERS	Active	820 S ROCKEFELLER AVE UNIT G	91761	ONTARIO	28	10.71%	2,365	0.04%
COUNTER STRIKE FIREARMS	Active	175 N CAWSTON AVE SUITE 115	92545	HEMET	26	15.38%	1,449	0.07%
EVOLUTION SPORTS	Active	490 ALABAMA ST STE 103	92373	REDLANDS	26	0.00%	1,850	0.00%
DOWN RANGE INDOOR TRAINING CTR	Active	13407 GARNER LN	95973	CHICO	26	19.23%	2,200	0.09%
BUY SELL TRADE IT ALL	Active	5725 STOCKTON BLVD	95824	SACRAMENTO	25	12.00%	783	0.26%
LC ACTION POLICE SUPPLY	Active	1088 N 1ST ST	95112	SAN JOSE	25	4.00%	4,810	0.00%
DISCOUNT GUN MART	Active	8516 N MAGNOLIA AVE STE 201	92071	SANTEE	25	20.00%	3,497	0.11%
PACIFIC OUTFITTERS UKIAH	Active	1600 5TH STREET	95501	EUREKA	25	16.00%	884	0.45%
CALIFORNIA GUN GIRLS LLC	Active	23121 COLTRANE AVE	91321	NEWHALL	25	0.00%	1,355	0.00%
ZAKS GUNS LLC	Active	1906 HOWARD RD	93637	MADERA	25	8.00%	2,796	0.07%
TAYLOR BEL LLC/RED RIFLE LTD	Active	1505 E DEL AMO BLVD	90746	CARSON	25	48.00%	541	0.74%
B AND G GUNS	Active	1910 SUNKIST CIR	93033	OXNARD	25	20.00%	1,065	0.19%
FINE FIREARMS	Active	8701 LA MESA BLVD	91942	LA MESA	24	29.17%	1,734	0.23%
THE TARGET RANGE	Active	16140 COHASSET ST	91406	VAN NUYS	24	0.00%	546	0.00%
CORDELIA GUN EXCHANGE & MANUFACTURING LLC	Active	4733 CENTRAL WY	94534	FAIRFIELD	24	8.33%	2,203	0.05%
RINKOR ARMS INC	Active	2600 MENDOCINO AVE STE C	95403	SANTA ROSA	24	4.17%	2,792	0.00%
AEON TAC INC	Active	18261 GALE AVENUE SUITE C	91748	ROWLAND HEIGHTS	24	16.67%	3,448	0.06%
ROYAL LOAN	Active	3033 EL CAJON BLVD	92104	SAN DIEGO	23	8.70%	1,069	0.09%
GUNSLINGERS GUN SHOP	Active	1141 E ALOSTA AVENUE	91702	AZUSA	23	13.04%	934	0.11%

Dealer Name	Dealer Status	Address	Zip	City	2023 Crime Guns	Percent < 1 Year TTC	2023 Firearm Sales	Percent of 2023 Sales Recovered as Crime Guns
UNION LUMBER COMPANY OF MARYSVILLE	Active	P O BOX 990	95901	MARYSVILLE	23	13.04%	1,206	0.08%
NORTH COUNTY FIREARMS	Active	1440 DESCANSO AVENUE	92069	SAN MARCOS	23	13.04%	1,342	0.15%
LAST STAND TACTICAL INC	Active	2821 FLORIN RD	95822	SACRAMENTO	23	30.43%	362	0.55%
BRECO FIREARMS INC	Active	1508 TOLLHOUSE RD STE A	93611	CLOVIS	22	9.09%	2,390	0.08%
IRON SIGHTS SHOOTING RANGE INC	Active	618 AIRPORT RD	92058	OCEANSIDE	22	13.64%	1,031	0.19%
SPORTSMAN'S WAREHOUSE 184	Active	3456 BROADWAY	95503	EUREKA	22	4.55%	1,347	0.00%
TURNERS OUTDOORSMAN	Active	983 E PROSPERITY AVENUE	93274	TULARE	22	18.18%	2,602	0.04%
SPORTSMAN'S WAREHOUSE #197	Active	5491 LONE TREE WAY	94513	BRENTWOOD	22	50.00%	5,884	0.14%
TURNER'S OUTDOORSMAN	Active	12556 JOMANI DRIVE SUITE A	93312	BAKERSFIELD	22	31.82%	2,601	0.12%
BJ SPORTING GOODS INC	Active	324 E FLORIDA AVE	92543	HEMET	21	23.81%	679	0.15%
PALMDALE PAWNSHOP	Active	410 E PALMDALE BLVD	93550	PALMDALE	21	9.52%	379	0.26%
EM & M GUNS JEWELRY & LOAN	Active	1124 W CHAPMAN AVE	92868	ORANGE	21	38.10%	987	0.20%
SECOND AMENDMENT SPORTS INC	Active	12556 JOMANI DRIVE SUITE A	93312	BAKERSFIELD	21	0.00%	0	0.00%
HALFCKOED GUNSMITHING AND FIREARMS	Active	375 WOODWORTH AVE., SUITE 101A	93612	CLOVIS	21	28.57%	1,275	0.24%
ELITE ARMORY PLUS	Active	7601 W 11TH STREET	95304	TRACY	21	33.33%	1,571	0.45%
SPORTSMANS SUPPLY INC	Active	1536 CAMDEN AVENUE	95008	CAMPBELL	21	28.57%	2,409	0.12%
FIREARMS UNKNOWN	Active	1906 OCEANSIDE BLVD SUITE K	92054	OCEANSIDE	21	42.86%	1,009	0.59%
CENTRAL JEWELRY & LOAN	Active	11031 S CENTRAL AVE #A	91762	ONTARIO	20	15.00%	1,123	0.09%
TK FIREARMS	Active	1976 E PACIFIC AVE	93274	TULARE	20	55.00%	1,719	0.41%
GUN EFFECTS	Active	15313 GALE AVE	91745	HACIENDA HEIGHTS	20	0.00%	0	0.00%
SPORTSMANS WAREHOUSE 232	Active	765 EAST AVE STE 170	95926	CHICO	20	15.00%	3,073	0.07%
GET R GUN	Active	906 S BROADWAY	93454	SANTA MARIA	20	35.00%	707	0.42%
SIERRA ARMS CORP	Active	1408 N CARPENTER ROAD SUITE 1	95351	MODESTO	20	35.00%	1,191	0.42%
MONGREL TACTICAL EDC, INC	Inactive	947 6TH STREET	93635	LOS BANOS	20	30.00%	430	0.47%

Dealer Name	Dealer Status	Address	Zip	City	2023 Crime Guns	Percent < 1 Year TTC	2023 Firearm Sales	Percent of 2023 Sales Recovered as Crime Guns
AEON TAC LLC	Active	13576 HARBOR BLVD B7	92843	GARDEN GROVE	20	45.00%	2,613	0.15%
FOWLER GUN ROOM	Active	358 S TUSTIN	92866	ORANGE	19	0.00%	0	0.00%
SAN DEIGO CO FISH & GAME ASSOC DBA P2K SPORTS	Active	2082 WILLOW GLEN DR	92019	EL CAJON	19	0.00%	287	0.00%
ROUTE 66 GUNS & AMMO	Active	1581 W MAIN ST A	92311	BARSTOW	19	5.26%	793	0.00%
SOLAR TACTICAL INC	Active	6252 PRESTON AVE	94551	LIVERMORE	19	26.32%	1,833	0.11%
MORRIS LEVIN & SON	Active	1816 SOUTH K ST	93274	TULARE	19	21.05%	2,436	0.12%
29 OUTDOOR GEAR LLC	Active	3431 BROADWAY STREET, SUITE A5	94503	AMERICAN CANYON	19	26.32%	2,635	0.04%
ASP ARMORY	Active	921 MERCHANT STREET, SUITE A	95688	VACAVILLE	19	26.32%	2,645	0.04%
COYOTE POINT ARMORY	Active	341 BEACH RD	94010	BURLINGAME	19	5.26%	1,341	0.07%
GET LOADED INC	Inactive	12210 MICHIGAN ST SUITE H	92313	GRAND TERRACE	19	0.00%	0	0.00%
SAN DIEGO GUNS	Active	5995 MISSION GORGE RD STE C	92120	SAN DIEGO	19	36.84%	1,470	0.27%
U S MARINE CORPS EXCHANGE	Active	RETAIL DIV BOX 555020 BLDG1108	92055	CAMP PENDLETON	18	16.67%	1,171	0.17%
BRIDGE SPORTSMEN'S CENTER INC	Active	1319 SPRING ST, SUITE 102	93446	PASO ROBLES	18	11.11%	534	0.19%
GRETA'S GUNS INC DBA GRETAS FRMS SALES & TRAINING	Active	4228 LOS ANGELES AVE	93063	SIMI VALLEY	18	0.00%	0	0.00%
GLASER ARMS	Active	252 HONEYSUCKLE STREET	94513	BRENTWOOD	18	44.44%	1,768	0.28%
CAMARILLO GUN STORE	Active	1808 E VENTURA BLVD	93010	CAMARILLO	18	0.00%	0	0.00%
FOOTHILL FIREARM SUPPLY LLC	Active	845 N STATE HWY 49/88	95642	JACKSON	18	5.56%	810	0.00%
BASS PRO OUTDOOR WORLD LLC	Active	2500 E KEARNEY ST	65898		18	22.22%	3,978	0.08%
MARSHALL SECURITY TRAINING ACADEMY & RANGE	Active	1457 W EL SEGUNDO BLVD	90222	COMPTON	18	27.78%	200	0.00%
ARMED AGENTS DBA WARRIOR ONE GUNS AND AMMO	Active	2222 KANSAS AVENUE SUITE H	92507	RIVERSIDE	18	50.00%	1,595	0.31%
PACIFIC MARINE ENG DBA PACIFIC OUTFITTERS, EUREKA	Active	1600 FIFTH ST	95501	EUREKA	17	17.65%	346	0.87%
7TH STREET PAWN SHOP INC	Active	15160 SEVENTH ST	92395	VICTORVILLE	17	5.88%	460	0.22%

Dealer Name	Dealer Status	Address	Zip	City	2023 Crime Guns	Percent < 1 Year TTC	2023 Firearm Sales	Percent of 2023 Sales Recovered as Crime Guns
COBRA TACTICAL INC	Active	28910 AVENUE PENN UNIT 210	91355	VALENCIA	17	29.41%	1,827	0.11%
AO SWORD INC DBA ALPHA OMEGA SWORD	Active	929 E MAIN ST	92021	EL CAJON	17	17.65%	706	0.14%
KINGS GUN CENTER LLC	Active	426 PARK AVENUE	93230	HANFORD	17	11.76%	1,365	0.07%
GUNFIGHTER TACTICAL LLC	Inactive	7190 MIRAMAR RD #115	92121	SAN DIEGO	17	0.00%	0	0.00%
AMMO DEPOT INC	Active	12181 FOLSOM BLVD STE B	95742	RANCHO CORDOVA	17	17.65%	853	0.12%
BAY AREA GUN VAULT WEST LLC	Inactive	363 W. EL CAMINO REAL	94040	MOUNTAIN VIEW	17	0.00%	0	0.00%
ALEX IMPORTS	Active	7839 UNIVERSITY AVE 104	91942	LA MESA	16	0.00%	0	0.00%
ALQUIST ARMS	Active	120 S CENTER ST	95380	TURLOCK	16	0.00%	0	0.00%
J & R SPORTS SUPPLY LLC	Active	2558 B OLD FIRST ST	94550	LIVERMORE	16	25.00%	2,187	0.05%
ONCE A PAWN A TIME	Active	712 E BROADWAY	91205	GLENDALE	16	6.25%	221	0.45%
PWGG LP DBA POWAY WEAPONS & GEAR, PWG RANGE	Active	13550 DANIELSON STREET	92064	POWAY	16	25.00%	3,008	0.10%
ALAMO JEWELRY AND LOAN	Active	544 N AZUSA AVENUE	91791	WEST COVINA	16	18.75%	26	0.00%
LAMBERT PAWN SHOP	Active	14158 A LAMBERT RD	90605	WHITTIER	16	37.50%	1,156	0.35%
CENTRAL VALLEY GUNS	Active	1577 W FRONT ST STE A	93662	SELMA	16	18.75%	1,181	0.17%
THE ARMORY	Active	2505 N FOWLER AVE STE 101	93727	FRESNO	16	6.25%	597	0.17%
WILDE BUILT TACTICAL LLC	Active	6045 LAKE MURRAY BLVD	91942	LA MESA	16	62.50%	2,016	0.10%
ON TARGET ARMS	Active	2120 D COLLEGE AVE	95350	MODESTO	16	37.50%	1,623	0.25%
ORANGE COUNTY OUTDOORS	Active	2750 HARBOR BLVD A-6	92626	COSTA MESA	16	31.25%	2,055	0.24%
SHOOTSOCAL LLC DBA SHOOTSOCAL FIREARMS & TRAINING	Active	1139 S PLACENTIA AVENUE	92831	FULLERTON	16	31.25%	2,541	0.12%
HERB BAUER SPORTING GOODS, INC	Inactive	6264 N BLACKSTONE	93710	FRESNO	15	0.00%	0	0.00%
SPORTSMEN'S SUPPLY	Active	1536 CAMDEN AVE	95008	CAMPBELL	15	0.00%	0	0.00%
BILSON'S SPORT SHOP INC	Active	P O BOX 1664	95381	TURLOCK	15	6.67%	0	0.00%
SUTTER ORCHARD SUPPLY LP	Active	573 BRIDGE ST	95991	YUBA CITY	15	6.67%	764	0.00%
REDWOOD MARINE INC/ DBA RMI OUTDOORS	Active	1240 BROADWAY	95501	EUREKA	15	6.67%	628	0.16%

Dealer Name	Dealer Status	Address	Zip	City	2023 Crime Guns	Percent < 1 Year TTC	2023 Firearm Sales	Percent of 2023 Sales Recovered as Crime Guns
COACHELLA VALLEY GUNS & TACKLE	Active	77622 COUNTRY CLUB DR STE A	92211	PALM DESERT	15	6.67%	1,020	0.00%
CARSON JEWELRY & LOAN	Active	22012 AVALON BLVD	90745	CARSON	15	26.67%	8	0.00%
EQUALIZER ORDNANCE	Active	6108 PANORAMA DR	93306	BAKERSFIELD	15	6.67%	0	0.00%
SACRAMENTO ARMORY	Active	6238 GREENBACK LN B	95621	CITRUS HEIGHTS	15	0.00%	0	0.00%
CAPS ARMORY LLC	Active	1455 MONTEREY PASS RD STE 110	91754	MONTEREY PARK	15	46.67%	928	0.00%
TURNERS OUTDOORSMAN	Active	2004 PREISKER LANE SUITE 1	93454	SANTA MARIA	15	40.00%	2,648	0.15%
SPORTSMAN'S WAREHOUSE #198	Active	2585 TUSCANY STREET	92881	CORONA	15	6.67%	4,319	0.02%
DUNCAN'S GUNWORKS INC	Active	1619 GRAND AVE	92078	SAN MARCOS	14	14.29%	1,294	0.08%
JONES FORT	Active	1600 E CYPRESS AVE STE 2,3,4	96002	REDDING	14	14.29%	1,161	0.00%
ON-TARGET INDOOR SHOOTING RANGE	Active	27692 CAMINO CAPISTRANO	92677	LAGUNA NIGUEL	14	0.00%	2,611	0.00%
GLOCKSTORE	Inactive	4770 RUFFNER ST	92111	SAN DIEGO	14	0.00%	0	0.00%
SHOOTERS PRO SHOP	Active	106 N SUNRISE AVE SUITE C2	95661	ROSEVILLE	14	21.43%	1,530	0.00%
SPORTSMAN'S WAREHOUSE 221	Active	1659 HILLTOP DR	96002	REDDING	14	0.00%	2,694	0.00%
LOKEY FIREARMS	Inactive	15650 VINEYARD BLVD SUITE C	95037	MORGAN HILL	14	7.14%	790	0.00%
COUNTRY PLEASURES	Active	177 N MAIN ST	93257	PORTERVILLE	14	14.29%	705	0.28%
THE GUN RANGE SAN DIEGO	Active	7853 BALBOA AVE	92111	SAN DIEGO	14	14.29%	1,543	0.06%
TURNER'S OUTDOORSMAN	Active	9200 FAIRWAY DRIVE SUITE 130	95678	ROSEVILLE	14	21.43%	4,181	0.02%
HUNTINGTON SPORTSMAN STORE	Active	601 ORO DAM BLVD EAST	95965	OROVILLE	13	7.69%	639	0.00%
THE GUN SHOP	Active	44633 N SIERRA HWY	93534	LANCASTER	13	0.00%	0	0.00%
FOUR SEASON'S OUTFITTERS	Active	432 HIGUERA ST	93401	SAN LUIS OBISPO	13	23.08%	1,198	0.17%
SILVERADO SPUR INC/ WILD BILLS OLD W TRD CO	Active	10490 E STOCKTON BLVD STE 150	95624	ELK GROVE	13	7.69%	1,245	0.08%
CENTERFIRE FIREARMS	Inactive	3696 SUNNYSIDE DR	92506	RIVERSIDE	13	0.00%	0	0.00%
TRACY RIFLE AND PISTOL LLC	Inactive	7601 W 11TH ST	95304	TRACY	13	0.00%	0	0.00%
ELITE ARMS AND SUPPLY	Inactive	1148 S MAIN ST	95337	MANTECA	13	0.00%	0	0.00%
COYOTE POINT ARMORY	Active	P O BOX 1631	95457	LOWER LAKE	13	7.69%	508	0.20%

Dealer Name	Dealer Status	Address	Zip	City	2023 Crime Guns	Percent < 1 Year TTC	2023 Firearm Sales	Percent of 2023 Sales Recovered as Crime Guns
AL'S GUNS AND GEAR	Active	1338 W 6TH STREET	92882	CORONA	13	38.46%	545	0.92%
GLOCKSTORE	Inactive	4770 RUFFNER STREET	92111	SAN DIEGO	13	7.69%	0	0.00%
FOWLER SPORTING GOODS, LLC	Active	358 S TUSTIN STREET	92866	ORANGE	13	30.77%	3,848	0.05%
TACTICAL ARMS GROUP	Active	2412 E THOUSAND OAKS BLVD	91362	THOUSAND OAKS	13	53.85%	1,186	0.34%
SIERRA ARMS CORP	Inactive	1408 N CARPENTER RD STE 1	95351	MODESTO	12	0.00%	0	0.00%
GOLETA VALLEY GUN & SUPPLY LLC	Active	5669 CALLE REAL	93117	GOLETA	12	25.00%	775	0.13%
THE OUTDOORSMAN	Active	1402 E GRAND AVENUE, SUITE B	93420	ARROYO GRANDE	12	0.00%	0	0.00%
BLACK DOG ARMORY	Active	40655 GRIMMER BLVD	94538	FREMONT	12	16.67%	1,988	0.10%
J AND L GUNS N STUFF, INC DBA GUNS N STUFF	Active	5147 MADISON AVENUE	95841	SACRAMENTO	12	33.33%	686	0.44%
LOS ANGELES POLICE REVOLVER & ATHLETIC CLUB	Active	P O BOX 861148	90086	LOS ANGELES	11	0.00%	2,150	0.00%
BOLSA GUNSMITHING	Active	7404 BOLSA AVE	92683	WESTMINSTER	11	18.18%	1,108	0.09%
R M B ENTERPRISES	Active	913 HANSON COURT	95035	MILPITAS	11	27.27%	2,635	0.08%
GUNRUNNERS	Active	2160 E HUNTINGTON DR UNIT D	91010	DUARTE	11	9.09%	576	0.00%
TIM'S GUN SHOP	Active	72128 ADELAID ST STE D	92276	THOUSAND PALMS	11	0.00%	290	0.00%
REDLANDS PAWN INC	Active	410 N 6TH ST	92373	REDLANDS	11	9.09%	467	0.21%
AMERICAN GUN WORKS INC	Active	1837 W GLENOAKS BLVD	91201	GLENDALE	11	27.27%	545	0.18%
SWEENEY'S SPORTS	Inactive	1537 W IMOLA AVE	94559	NAPA	11	0.00%	0	0.00%
CALIFORNIA SHOOTING SPORTS, LLC	Active	2045 W BRIGGSMORE AVE A9	95350	MODESTO	11	36.36%	224	0.89%
MTG FIREARMS INC	Active	9174 FRANKLIN BLVD STE B	95758	ELK GROVE	11	0.00%	0	0.00%
OMNI EQUIPMENT SOLUTIONS, INC	Inactive	4855 RUFFNER STREET, SUITE D1	92111	SAN DIEGO	11	0.00%	0	0.00%
WANNEYS FIREARMS & GUNSMITHING	Active	5525 SOUTH ST	90713	LAKEWOOD	11	27.27%	1,110	0.18%
FIREARMS ACADEMY	Active	623 N MAIN STREET SUITE D8	92880	CORONA	11	54.55%	661	0.15%
BRASS & BASS LLC	Active	39825 ALTA MURRIETA STE B14,15	92563	MURRIETA	11	9.09%	1,125	0.09%

Dealer Name	Dealer Status	Address	Zip	City	2023 Crime Guns	Percent < 1 Year TTC	2023 Firearm Sales	Percent of 2023 Sales Recovered as Crime Guns
CITRUS JEWELRY & LOAN INC DBA JUM-PAWN-IT	Active	1991 MENTONE BLVD	92359	MENTONE	11	0.00%	0	0.00%
INTEGRITY ARMS	Active	906 W LODI AVE	95240	LODI	11	36.36%	1,621	0.12%
EUROARMS INC	Active	2834 W VALLEY BLVD	91803	ALHAMBRA	10	40.00%	85	1.18%
GUSSLER'S	Active	9334 DEMPSTER DRIVE	92071	SANTEE	10	20.00%	1,585	0.06%
BEST JEWELRY & LOAN, INC	Active	15071 AVE 296 E NOBLE	93292	VISALIA	10	20.00%	670	0.30%
ORANGE COUNTY INDOOR SHOOTING RANGE	Inactive	684 N BERRY ST C	92821	BREA	10	0.00%	40	0.00%
THE GUN ROOM	Active	9221 SURVEY RD	95624	ELK GROVE	10	0.00%	0	0.00%
GUNRUNNER	Inactive	2040 YOSEMITE PKWY	95340	MERCED	10	0.00%	0	0.00%
ISLAND VIEW ENTERPRISES INC	Active	2359 KNOLL DR STE A	93003	VENTURA	10	0.00%	0	0.00%
GRUNDMAN'S SPORTING GOODS INC	Active	75 WILDWOOD AVE	95562	RIO DELL	10	0.00%	542	0.00%
APPOINTED GEAR	Active	1200 N JEFFERSON ST STE P	92807	ANAHEIM	10	30.00%	285	0.70%
WEST COAST SURVIVAL ARMS	Active	939 MONSERATE AVE	91911	CHULA VISTA	10	10.00%	1,445	0.00%
KIWI'S CUSTOM GUNS, INC DBA KCG	Active	3332 SANTA FE STREET	95367	RIVERBANK	10	10.00%	1,204	0.08%
MR & MRS PET LLC	Inactive	17538 MARENGO DR	91748	ROWLAND HEIGHTS	10	0.00%	0	0.00%
MARIN FIREARMS RETAIL, INC	Active	500 ALAMEDA DEL PRADO	94949	NOVATO	10	30.00%	738	0.27%
WALSER'S	Active	23520 TELO AVENUE, SUITE 1	90505	TORRANCE	10	20.00%	986	0.10%
FLESHER'S FIREARMS	Active	15885 MAIN STREET #220	92345	HESPERIA	10	30.00%	584	0.34%
JEPSONS GUNS AND AMMO	Active	34940 YUCAIPA BLVD	92399	YUCAIPA	10	30.00%	621	0.16%
CROSSHAIRS GUN STORE	Active	3902 PACIFIC COAST HWY SUITE D	90505	TORRANCE	10	30.00%	2,098	0.10%
EMPIRE GUNS & AMMO	Active	6617 MAGNOLIA AVENUE	92506	RIVERSIDE	10	80.00%	825	0.61%
RIDGELINE TACTICAL LLC DBA CAMARILLO GUN STORE	Active	1780 E VENTURA BLVD	93010	CAMARILLO	10	90.00%	4,257	0.16%
THE OLD WEST GUN ROOM INC	Active	3509 CARLSON BLVD	94530	EL CERRITO	9	22.22%	630	0.16%

Dealer Name	Dealer Status	Address	Zip	City	2023 Crime Guns	Percent < 1 Year TTC	2023 Firearm Sales	Percent of 2023 Sales Recovered as Crime Guns
MARKSMNSHP CONSULTANTS/CORDOVA SHOOTING CTR	Inactive	4202 BORDERLANDS DRIVE	95742	RANCHO CORDOVA	9	0.00%	0	0.00%
CALABOOSE II	Active	6521 LARCHMONT DR	95660	NORTH HIGHLANDS	9	0.00%	0	0.00%
BIG 5 SPORTING GOODS 42	Active	P O BOX 92088	90009	LOS ANGELES	9	11.11%	94	0.00%
MAGNUM RANGE INC	Inactive	766 S LUGO AVE	92408	SAN BERNARDINO	9	0.00%	0	0.00%
SDP SALES	Active	15171 CORONADO ST	92683	WESTMINSTER	9	0.00%	0	0.00%
EXPRESS GUN LOCKER	Inactive	11873 HESPERIA RD	92345	HESPERIA	9	0.00%	0	0.00%
PD GUN SUPPLY & TOOL INC	Active	2053 GLEN OAKS BLVD	91340	SAN FERNANDO	9	11.11%	609	0.00%
VALLEY JEWELRY AND LOAN INC	Active	P.O. BOX 7747	92375	REDLANDS	9	55.56%	160	1.88%
INSIGHT SHOOTING RANGE INC	Active	17020 ALBURTIS AVE	90701	ARTESIA	9	11.11%	183	0.00%
LOCKEFORD JEWELRY AND LOAN	Inactive	P O BOX 197	95237	LOCKEFORD	9	0.00%	0	0.00%
CHEVRON GAS & GOODIES	Active	1076 E RANKIN AVE	93274	TULARE	9	11.11%	823	0.12%
THE FIRING LINE	Active	1173 DAYTON AVE #103A	93612	CLOVIS	9	0.00%	572	0.00%
CHULA VISTA GUN STORE	Active	319 BROADWAY AVE	91910	CHULA VISTA	9	77.78%	607	0.00%
ANGELES ARMORY, INC	Active	12651 LITTLE TUJUNGA CANYON RD	91342	SYLMAR	9	0.00%	1,521	0.00%
LOYAL ARMS, LLC	Active	101 PARKSHORE DRIVE	95630	FOLSOM	9	44.44%	1,553	0.19%
NORCAL TACTICAL	Active	1178 HARTLEY WAY	95991	YUBA CITY	9	44.44%	759	0.00%
ROWLAND SPORTING GOODS, INC	Active	1725 S NOGALES STREET #108	91748	ROWLAND HEIGHTS	9	11.11%	1,136	0.00%
LIBERTY GUNS AND AMMO	Active	49 CALIFORNIA STREET	95252	VALLEY SPRINGS	9	22.22%	743	0.00%
LOS ANGELES CERAKOTE	Active	13750 SOUTH PRAIRIE AVE STE 1	90250	HAWTHORNE	9	55.56%	752	0.00%
HESS SAFE AND ARMS, LLC	Active	511 GALAXY WAY	95356	MODESTO	9	100.00%	241	0.00%
SPORTSMAN'S WAREHOUSE #259	Active	8217 LAGUNA BLVD	95758	ELK GROVE	9	55.56%	4,104	0.05%
SGR VENTURES LLC DBA SACRAMENTO GUN RANGE	Active	13550 DANIELSON STREET	92064	POWAY	9	66.67%	2,241	0.13%
BIG HORN SPORTING GOODS	Active	6271 PLEASANT VALLEY RD	95623	EL DORADO	8	0.00%	609	0.00%

Dealer Name	Dealer Status	Address	Zip	City	2023 Crime Guns	Percent < 1 Year TTC	2023 Firearm Sales	Percent of 2023 Sales Recovered as Crime Guns
GUNS4US INC	Active	409 S CHINA LAKE BLVD	93555	RIDGECREST	8	0.00%	362	0.00%
CALIFORNIA FINANCIAL SERVICES DBA THE PAWN SHOP	Active	1335 YOSEMITE BLVD	95354	MODESTO	8	37.50%	556	0.36%
LOCAL GUN SUPPLY (LGS)	Active	5209 LAKE ISABELLA BLVD	93240	LAKE ISABELLA	8	25.00%	478	0.42%
DEL VALLE GUNSMITHING	Active	224 A REINDOLLAR AVE	93933	MARINA	8	12.50%	812	0.00%
TACTICAL DEFENSE SURVIVAL	Inactive	4881 GRANITE DR	95677	ROCKLIN	8	0.00%	0	0.00%
UNCLE SAMS FIREARMS	Active	4702 N BLACKSTONE AVE	93726	FRESNO	8	0.00%	0	0.00%
FRED ADAM SMITH	Inactive	132 N YOSEMITE AVE	95361	OAKDALE	8	0.00%	0	0.00%
LINCOLN GUN EXCHANGE	Active	P O BOX 916	95648	LINCOLN	8	0.00%	1,329	0.00%
FREEDOM ARMS	Active	2641 N SUNNY SIDE AVE #103	93727	FRESNO	8	37.50%	130	0.77%
HIGH BRIDGE ARMS INC	Active	3185 MISSION ST	94110	SAN FRANCISCO	8	0.00%	0	0.00%
ANNIES GUNS	Active	40655 GRIMMER BLVD	94538	FREMONT	8	0.00%	0	0.00%
ARMY & AIR FORCE EXCHANGE SERVICE/ PALMER	Active	483 N AVIATION BLVD BLDG 252	90245	EL SEGUNDO	8	0.00%	63	0.00%
LJ GUNS	Active	14723 MISTLETOE AVENUE	93314	BAKERSFIELD	8	0.00%	0	0.00%
BOZARTH INC DBA BAKERSFIELD AMMO AND GUN SALES	Inactive	4208 ROSEDALE HWY STE 205	93308	BAKERSFIELD	8	0.00%	0	0.00%
CHAPARRAL COIN AND GUN LLC	Active	24710 WASHINGTON AVE STE 1	92562	MURRIETA	8	25.00%	859	0.23%
ASK DEFENSIVE TRAINING CO.	Active	1399 WEST COLTON AVE. #6	92374	REDLANDS	8	12.50%	929	0.11%
LAKEPORT CAMPER & TRUCK	Active	55 5TH STREET	95453	LAKEPORT	8	25.00%	559	0.18%
GRIZZLY FIREARMS INC	Inactive	13310 LOS ALAMITOS COURT	92555	MORENO VALLEY	8	25.00%	7	0.00%
SOGG ENTERPRISES, INC	Active	2319 W. OLIVE AVENUE, SUITE A	91506	BURBANK	8	12.50%	854	0.00%
GI JOE'S OUTDOOR STORE	Active	976 N STATE STREET	95482	UKIAH	8	62.50%	490	0.00%
GET LOADED INC	Active	12210 MICHIGAN STREET SUITE H	92313	GRAND TERRACE	8	62.50%	1,063	0.19%
KC TACTICAL LLC	Active	1630 SUMMITRIDGE DRIVE	91765	DIAMOND BAR	8	100.00%	332	2.41%

Dealer Name	Dealer Status	Address	Zip	City	2023 Crime Guns	Percent < 1 Year TTC	2023 Firearm Sales	Percent of 2023 Sales Recovered as Crime Guns
GGD LLC DBA GLENDALE GUN DEPOT	Active	6310 SAN FERNANDO ROAD	91201	GLENDALE	8	50.00%	1,856	0.16%
DOM'S SURPLUS INC	Inactive	1870 FIRST ST	94550	LIVERMORE	7	0.00%	0	0.00%
SOUTHERN SHOOTERS SUPPLY	Active	120 EAST F ST	93561	TEHACHAPI	7	28.57%	469	0.21%
BAIN & DAVIS INC	Active	267 S SAN GABRIEL BLVD A/B	91776	SAN GABRIEL	7	0.00%	0	0.00%
THE GRANT BOYS INC	Inactive	1750 NEWPORT BLVD	92627	COSTA MESA	7	0.00%	0	0.00%
BIG 5 SPORTING GOODS 55	Active	P O BOX 92088	90009	LOS ANGELES	7	0.00%	33	0.00%
BIG 5 SPORTING GOODS 143	Active	P O BOX 92088	90009	LOS ANGELES	7	14.29%	53	0.00%
BIG 5 SPORTING GOODS 153	Active	P O BOX 92088	90009	LOS ANGELES	7	28.57%	56	1.79%
DEL NORTE PAWN AND JEWELRY	Active	307 S HWY 101	95531	CRESCENT CITY	7	0.00%	0	0.00%
RANGE MASTER	Active	P O BOX 24	93456	SANTA MARIA	7	0.00%	673	0.00%
BORDER TACTICAL	Active	925 NORTH IMPERIAL AVE	92243	EL CENTRO	7	0.00%	0	0.00%
GOLDEN STATE TACTICAL	Inactive	4572 CHICAGO AVE	95628	FAIR OAKS	7	0.00%	0	0.00%
BOB'S GUN SHOP	Active	13971 JACKSON AVE	93230	HANFORD	7	0.00%	384	0.00%
BEALE MAIN STORE	Active	17600 25TH ST BLDG 2434	95903	BEALE AFB	7	28.57%	255	0.78%
M & J GUN TRADE	Active	2330 J ST	95815	SACRAMENTO	7	0.00%	0	0.00%
FOOTHILL FIREARMS	Active	213 TAYLOR RD	95658	NEWCASTLE	7	0.00%	1,563	0.00%
CENCAL TACTICAL	Inactive	3525 MITCHELL RD D	95307	CERES	7	0.00%	0	0.00%
FONTANA JEWELRY AND LOAN	Active	P O BOX 8280	92375	REDLANDS	7	28.57%	110	0.00%
GOODLAND GUNS & SHOOTER SUPPLY	Active	5731 HOLLISTER AVE	93117	GOLETA	7	28.57%	408	0.49%
DISCREET DEFENSE	Active	1705 AIRPORT BLVD G	96080	RED BLUFF	7	14.29%	191	0.52%
FREY'S GUN SHOP 2	Active	312 S LOCUST ST	93555	RIDGECREST	7	0.00%	233	0.00%
BEAUMONT SAFE AND LOCK FIREARMS	Active	1663 E 6TH STREET UNIT A	92223	BEAUMONT	7	42.86%	1,411	0.14%
YUCAIPA JEWELRY & LOAN INC	Active	P O BOX 8280	92375	REDLANDS	7	14.29%	153	0.65%
GOLDEN STATE ARMS	Active	788 E ALOSTA AVENUE	91702	AZUSA	7	14.29%	1,142	0.09%
WEST COAST AMMO	Inactive	41892 ENTERPRISE CIR SO STE B	92590	TEMECULA	7	0.00%	0	0.00%
ARMY & AIR FORCE EXCHANGE SERVICE	Active	P O BOX 1505	94535	TRAVIS AFB	7	14.29%	1,026	0.10%

Dealer Name	Dealer Status	Address	Zip	City	2023 Crime Guns	Percent < 1 Year TTC	2023 Firearm Sales	Percent of 2023 Sales Recovered as Crime Guns
RICHARDSON TACTICAL, LLC	Inactive	1984 NATIONAL AVENUE	94545	HAYWARD	7	0.00%	0	0.00%
SHOOTER'S PARADISE OF YUBA CITY	Active	1407A COLUSA HWY	95993	YUBA CITY	7	42.86%	856	0.12%
THE GUN STOCK INC	Active	118 E ORANGETHORPE AVENUE	92801	ANAHEIM	7	71.43%	499	0.20%
DUCTUS EXEMPLO LLC DBA FIREARMS UNKNOWN	Active	416 NATIONAL CITY BLVD # 101	91950	NATIONAL CITY	7	100.00%	737	0.41%
OLDE WEST GUN & LOAN II INC	Active	568 N MARKET STREET	96003	REDDING	7	100.00%	4,100	0.07%
PAULS GUNS	Active	4859 UNION ST	95503	EUREKA	6	0.00%	0	0.00%
BUCKSPORT SPORTING GOODS, INC	Active	3650 BROADWAY	95503	EUREKA	6	0.00%	183	0.00%
BW & BW SALES	Active	18772 LISTER LN	92646	HUNTINGTON BEACH	6	83.33%	363	1.10%
SOUTHWEST JEWELRY & LOAN	Active	12101 E FIRESTONE BLVD	90650	NORWALK	6	0.00%	0	0.00%
THE STOCKADE	Active	8061 WESTMINSTER AVE	92683	WESTMINSTER	6	0.00%	0	0.00%
SCHUMACHERS WATERFOWL SUPPLY DBA EVAN'S GUN WORLD	Active	1637 N BRIAN	92867	ORANGE	6	16.67%	1,007	0.10%
J & G GUNSMITHING INC	Active	7680 BARTON RD	95746	GRANITE BAY	6	16.67%	936	0.11%
EL CAJON GUN EXCHANGE	Active	427 BROADWAY	92021	EL CAJON	6	0.00%	0	0.00%
BIG 5 SPORTING GOODS 146	Active	P O BOX 92088	90009	LOS ANGELES	6	16.67%	45	2.22%
REDDING INDOOR SHOOTING RANGE	Active	4765 CATERPILLAR RD	96003	REDDING	6	16.67%	156	0.64%
HONEY LAKE FIREARMS & GUIDE SERVICE	Active	600 MAIN ST	96130	SUSANVILLE	6	16.67%	1,007	0.00%
BIG 5 SPORTING GOODS 305	Active	P O BOX 92088	90009	LOS ANGELES	6	0.00%	0	0.00%
MAJESTIC JEWELRY & LOAN	Active	1924 TULARE ST	93721	FRESNO	6	0.00%	81	0.00%
SO CAL SHARPSHOOTER	Inactive	1827 W 208TH ST	90501	TORRANCE	6	0.00%	0	0.00%
NWE	Inactive	1070 N STATE ST	95482	UKIAH	6	0.00%	0	0.00%
BAY AREA GUN VAULT	Active	363 W EL CAMINO REAL	94040	MOUNTAIN VIEW	6	0.00%	0	0.00%
AMERICAN FIREARMS	Active	4089 N CLOVIS AVE	93727	FRESNO	6	0.00%	0	0.00%
SUPER SPECTRUM	Active	2666 CALLE MANZANO	91360	THOUSAND OAKS	6	0.00%	639	0.00%

Dealer Name	Dealer Status	Address	Zip	City	2023 Crime Guns	Percent < 1 Year TTC	2023 Firearm Sales	Percent of 2023 Sales Recovered as Crime Guns
WHITTEN SALES	Active	12812 VALLEY VIEW ST SUITE 13	92845	GARDEN GROVE	6	16.67%	1,155	0.09%
B2 ENTERPRISES INC	Inactive	7950 REDWOOD DR STE 6	94931	COTATI	6	0.00%	0	0.00%
SCHMIDT FIREARMS INC	Active	808 PINER RD	95403	SANTA ROSA	6	0.00%	0	0.00%
SPENCER'S FIREARMS, INC	Inactive	14402 HWY 41 STE A	93636	MADERA	6	0.00%	0	0.00%
STAGE STOP SPORTING GOODS	Active	P O BOX 1442	95338	MARIPOSA	6	16.67%	842	0.12%
FAIRFIELD PAWN	Inactive	1460 W TEXAS ST	94533	FAIRFIELD	6	0.00%	0	0.00%
ORO JEWELRY AND LOAN	Active	1827 OROVILLE DAM BLVD E	95966	OROVILLE	6	16.67%	321	0.31%
MIL SPEC ARMORY INC	Inactive	1584 MERIDIAN AVE	95125	SAN JOSE	6	0.00%	0	0.00%
FULL THROTTLE GUN SHOP	Active	5528A PIRRONE RD	95368	SALIDA	6	0.00%	14	0.00%
SUBURBAN ARMORY	Active	7850 WHITE LN E271	93309	BAKERSFIELD	6	0.00%	0	0.00%
PERRYS SPORTING GOODS	Active	4654 SCOTTS VLY DR BOX 7 STE 2	95066	SCOTTS VALLEY	6	66.67%	790	0.38%
VALLEY TIRE & TACKLE INC	Active	11211 N HWY 3	96032	FORT JONES	6	0.00%	0	0.00%
ROCKLIN ARMORY INC	Inactive	4800 GRANITE DRIVE SUITE B3	95677	ROCKLIN	6	0.00%	0	0.00%
INLAND BUILDERS SUPPLY INC DBA ACE HARDWARE 4353	Active	1224 W HOBSONWAY	92225	BLYTHE	6	16.67%	395	0.00%
ELSINORE PAWN INC.	Active	16655 LAKESHORE DR.	92530	LAKE ELSINORE	6	0.00%	375	0.00%
RIVERSIDE SHOOTING CLUB	Active	12391 SAMPSON ST #0	92503	RIVERSIDE	6	0.00%	161	0.00%
MCFARLAND FIREARMS	Active	30586 ELMO HWY	93250	MC FARLAND	6	0.00%	0	0.00%
ECLIPSE FIREARMS AND TRAINING LLC	Active	745 W PACHECO BLVD SUITE 2	93635	LOS BANOS	6	16.67%	663	0.15%
ACCURACY CA LLC DBA CA OUTDOORS	Active	5993 JADEITE AVENUE	91737	RANCHO CUCAMONGA	6	33.33%	716	0.00%
SLIDE & CYLINDER FIREARMS	Active	2420 RIVER ROAD #230-5045	92860	NORCO	6	50.00%	782	0.38%
JIM'S TRADING POST	Active	6741 N CEDAR AVENUE	93710	FRESNO	6	16.67%	1,140	0.09%
SPORTSMAN'S WAREHOUSE #217	Active	25070 MADISON AVENUE	92562	MURRIETA	6	33.33%	3,284	0.03%
GRIZZLY FIREARMS INC	Active	13310 LOS ALAMITOS COURT	92555	MORENO VALLEY	6	83.33%	2,956	0.17%
RENOS HARDWARE	Active	776 S MADERA AVE	93630	KERMAN	5	40.00%	223	0.90%
GATEWAY PAWN SHOP INC	Active	1139 RAILROAD AVE	93612	CLOVIS	5	0.00%	287	0.00%

Dealer Name	Dealer Status	Address	Zip	City	2023 Crime Guns	Percent < 1 Year TTC	2023 Firearm Sales	Percent of 2023 Sales Recovered as Crime Guns
THE GUN SHOP	Active	510 BROADWAY	92243	EL CENTRO	5	0.00%	214	0.00%
RAY FRANCIS COX	Active	2705 DEER TRAIL CT	93306	BAKERSFIELD	5	60.00%	568	0.53%
BIG 5 SPORTING GOODS 123	Active	P O BOX 92088	90009	LOS ANGELES	5	0.00%	0	0.00%
GLADWIN GUNS AND AMMO	Active	6493 E OLIVE AVE	95340	MERCED	5	20.00%	796	0.00%
SIERRA GUN SUPPLY	Active	552 GRASS VALLEY HWY	95603	AUBURN	5	0.00%	474	0.00%
BIG 5 SPORTING GOODS 73	Active	P O BOX 92088	90009	LOS ANGELES	5	0.00%	68	0.00%
BATTLEFIELD ADVENTURES	Active	2035 E THOMPSON BLVD	93001	VENTURA	5	20.00%	958	0.10%
PROFESSIONAL FIREARMS	Active	519 W LODI AVE	95240	LODI	5	0.00%	0	0.00%
JACKSON ARMS	Active	152 UTAH AVE STE 140	94080	SOUTH SAN FRANCISCO	5	0.00%	0	0.00%
LAKE COUNTY GUNS	Inactive	422 S MAIN STREET	95453	LAKEPORT	5	0.00%	0	0.00%
GUNS OF DISTINCTION	Active	73360 HWY 111 STE 5 & 6	92260	PALM DESERT	5	0.00%	0	0.00%
HILLCREST PAWNBROKERS	Active	3748 6TH AVE	92103	SAN DIEGO	5	20.00%	370	0.27%
UG IMPORTS LLC	Active	39275 STATE ST 1	94538	FREMONT	5	20.00%	977	0.00%
BASTIANI ARMS	Active	2539 LARKSPUR LN	96002	REDDING	5	0.00%	332	0.00%
BROOKS ARMS AND AMMO	Active	1297 SPRAGUE ST	95336	MANTECA	5	20.00%	244	0.41%
PARALLAX TACTICAL LLC	Inactive	9030 CARROLL WAY SUITE 3	92121	SAN DIEGO	5	0.00%	0	0.00%
CAL ARMS	Inactive	4451 ONTARIO MILLS PKWY STE F	91764	ONTARIO	5	0.00%	0	0.00%
SIERRA GUN EXCHANGE	Active	4100 CAMERON PARK DR STE 109	95682	SHINGLE SPRINGS	5	0.00%	0	0.00%
EDWARDS MAIN EXCHANGE	Active	240 W FITZGERALD	93524	EDWARDS	5	0.00%	342	0.00%
CLOVIS OLD WEST ARMS	Active	520 CLOVIS AVE STE B	93611	CLOVIS	5	0.00%	0	0.00%
HIGH DESERT SPORTING ARMS	Active	1747 EAST AVENUE Q UNIT B-6	93550	PALMDALE	5	0.00%	0	0.00%
VC DEFENSE	Active	3166 E THOUSAND OAKS BLVD	91362	THOUSAND OAKS	5	0.00%	1,486	0.00%
KARLS HARDWARE INC	Active	2700 DIAMOND ST	93560	ROSAMOND	5	20.00%	524	0.19%
FAITH ARMORY LLC	Active	41669 WINCHESTER RD STE 101	92590	TEMECULA	5	0.00%	0	0.00%
GUNS AMMO AND ACCESSORIES INC	Active	11324 GREENWOOD WY	91762	ONTARIO	5	20.00%	130	0.77%
BAKER FIREARMS	Active	9921 W HARLE AVE	92804	ANAHEIM	5	0.00%	64	0.00%

Dealer Name	Dealer Status	Address	Zip	City	2023 Crime Guns	Percent < 1 Year TTC	2023 Firearm Sales	Percent of 2023 Sales Recovered as Crime Guns
SURVIVAL INSTINCT	Inactive	3346 MATHER FIELD RD	95670	RANCHO CORDOVA	5	0.00%	0	0.00%
SOLANOS ALPINE HARDWARE	Active	P O BOX 870	96094	WEED	5	60.00%	695	0.43%
JPRO ARMS LLC	Active	1367 TOLSTOY WY	92506	RIVERSIDE	5	0.00%	343	0.00%
NATIONAL ARMAMENT	Active	1115 INDUSTRIAL AVE	92029	ESCONDIDO	5	20.00%	319	0.00%
ORO JEWELRY & LOAN	Active	800 PLUMAS ST	95991	YUBA CITY	5	20.00%	239	0.00%
REDDING GUNS LLC	Active	1304 EAST STREET, SUITE 113	96001	REDDING	5	40.00%	1,054	0.09%
VICTORY FIREARMS	Active	763 LYNXWOOD CT	94086	SUNNYVALE	5	0.00%	321	0.00%
BADELLA CUSTOM	Inactive	17799 ROAD 24	93638	MADERA	5	20.00%	0	0.00%
SMITH & DAVIDSON INC. DBA ARCADIA FIREARMS SAFETY	Active	150 E DUARTE ROAD	91006	ARCADIA	5	20.00%	432	0.00%
GRACIE NUNEZ & COMPANY LLC	Active	1623 12TH STREET	93654	REEDLEY	5	20.00%	706	0.00%
TRADERS LOAN & JEWELRY, INC	Active	18505 SHERMAN WAY	91335	RESEDA	5	40.00%	292	0.34%
DOUBLE-TAP FIREARMS	Active	4200 EVE STREET	93307	BAKERSFIELD	5	0.00%	276	0.00%
RYENEX, INC DBA DIVISION ARMORY	Active	6721 PALM DRIVE	91701	RANCHO CUCAMONGA	5	0.00%	1,265	0.00%
FIREARMS UNKNOWN	Active	416 NATIONAL CITY BLVD STE 102	91950	NATIONAL CITY	5	20.00%	0	0.00%
FIREARMS UNLIMITED CALIFORNIA	Active	450 FLETCHER PARKWAY STE #208	92020	EL CAJON	5	80.00%	1,083	0.37%
OSMENA INC DBA WEST COAST FIREARMS & AMMO	Active	27911 JEFFERSON AVENUE #107	92590	TEMECULA	5	80.00%	1,850	0.22%
GRETAS FIREARMS SALES & TRAINING	Active	4228 E LOS ANGELES AVENUE	93063	SIMI VALLEY	5	20.00%	4,121	0.00%
559 ARMORY LLC	Active	180 CLOVIS AVENUE	93612	CLOVIS	5	100.00%	1,869	0.11%
LA FIREARMS SUPPLIES INC	Active	1212 W MAGNOLIA BLVD	91506	BURBANK	5	80.00%	1,859	0.05%
US PATRIOT ARMORY	Active	13548 NOMWAKET ROAD A,B,C,D	92308	APPLE VALLEY	5	100.00%	4,295	0.12%
JEFFS SPORTING GOODS	Active	865 E LAS TUNAS DR	91776	SAN GABRIEL	4	0.00%	116	0.00%
M & M FEED & SUPPLY INC	Active	74540 HILL RD	95428	COVELO	4	50.00%	130	0.77%
FRESNO FIREARMS LTD	Active	6121 N BLACKSTONE	93710	FRESNO	4	0.00%	0	0.00%
ARMY NAVY STORE	Active	131 S GLASSELL ST	92866	ORANGE	4	0.00%	403	0.00%
M M I WHOLESALE	Active	5375 INDUSTRIAL DR STE 107	92649	HUNTINGTON BEACH	4	0.00%	300	0.00%
INLAND 2A	Active	1360 BASEL PLACE	92506	RIVERSIDE	4	0.00%	0	0.00%

Dealer Name	Dealer Status	Address	Zip	City	2023 Crime Guns	Percent < 1 Year TTC	2023 Firearm Sales	Percent of 2023 Sales Recovered as Crime Guns
WILD SPORTS	Inactive	P O BOX 797	95662	ORANGEVALE	4	0.00%	0	0.00%
W K LEWIS	Active	5060 ROSEVILLE RD	95660	NORTH HIGHLANDS	4	0.00%	0	0.00%
AUBURN OUTDOOR SPORTS	Active	P O BOX 597	95604	AUBURN	4	25.00%	311	0.00%
TIMONEY'S	Active	1634 BARTRAM WY	92019	EL CAJON	4	25.00%	331	0.30%
RICHARDS GUNS & GUNSMITHING LLC	Active	149 S FIRST ST D	93455	SANTA MARIA	4	0.00%	0	0.00%
OUTDOOR WORLD	Active	1855 41ST AVE. SUITE F11	95010	CAPITOLA	4	0.00%	0	0.00%
PIXLEY AUTO PARTS & FARM SUPPLY INC	Active	P O BOX 576	93256	PIXLEY	4	25.00%	214	0.47%
BIG 5 SPORTING GOODS 114	Active	P O BOX 92088	90009	LOS ANGELES	4	0.00%	0	0.00%
BIG 5 SPORTING GOODS 173	Active	P O BOX 92088	90009	LOS ANGELES	4	0.00%	0	0.00%
BIG 5 SPORTING GOODS 189	Active	P O BOX 92088	90009	LOS ANGELES	4	50.00%	47	0.00%
KITTLE'S OUTDOOR & SPORT COMPANY	Active	888 MARKET ST	95932	COLUSA	4	0.00%	1,647	0.00%
HUMBOLDT BAY TRADING COMPANY	Active	1435 FIFTH ST	95501	EUREKA	4	0.00%	218	0.00%
ALL STATE POLICE EQUIPMENT CO INC	Active	P O BOX 40	91711	CLAREMONT	4	0.00%	1,035	0.00%
BIG 5 SPORTING GOODS 286	Active	P O BOX 92088	90009	LOS ANGELES	4	0.00%	50	0.00%
FORTUNA ACE HARDWARE	Active	140 S FORTUNA BLVD	95540	FORTUNA	4	25.00%	201	0.00%
TEN PERCENT FIREARMS	Active	1277 KERN ST	93268	TAFT	4	0.00%	0	0.00%
THE MOTHER LODGE PAWN SHOP	Active	626 S WASHINGTON ST	95370	SONORA	4	0.00%	0	0.00%
FORT COURAGE ARMORY	Active	1727 LOS ANGELES AVENUE	93065	SIMI VALLEY	4	0.00%	1,183	0.00%
HUNTER'S SUPPLY	Inactive	2260 N FREMONT ST STE 3	93940	MONTEREY	4	0.00%	0	0.00%
THE FIRING PIN	Active	10902 GRAND AVE UNIT E	91780	TEMPLE CITY	4	50.00%	940	0.00%
BIG 5 SPORTING GOODS 402	Active	P O BOX 92088	90009	LOS ANGELES	4	0.00%	43	0.00%
BIG 5 SPORTING GOODS 420	Active	P O BOX 92088	90009	LOS ANGELES	4	0.00%	84	0.00%
DICK'S SPORTING GOODS INC 697	Active	9300 ROSEDALE HWY	93312	BAKERSFIELD	4	0.00%	0	0.00%
METAL DOG	Inactive	2128 N FIRST ST STE D	95131	SAN JOSE	4	0.00%	0	0.00%

Dealer Name	Dealer Status	Address	Zip	City	2023 Crime Guns	Percent < 1 Year TTC	2023 Firearm Sales	Percent of 2023 Sales Recovered as Crime Guns
DIAMOND JEWELRY AND LOAN INC	Active	P O BOX 1816	93456	SANTA MARIA	4	0.00%	208	0.00%
STICK2YOURGUNS	Active	5201 CARLSON PARK DR STE 5	95521	ARCATA	4	0.00%	0	0.00%
MODOC WIRELESS	Active	20645 GAS POINT ROAD	96022	COTTONWOOD	4	0.00%	1,083	0.00%
TDS GUNS	Active	4370 BONITA RD	91902	BONITA	4	0.00%	0	0.00%
SACRAMENTO BLACK RIFLE INC	Inactive	6671 BLUE OAKS BLVD	95765	ROCKLIN	4	0.00%	0	0.00%
GREEN VALLEY FARM SUPPLY INC	Active	P O BOX 950	93926	GONZALES	4	0.00%	273	0.00%
MAIN EXCHANGE BLDG 1502	Active	MCCS BLDG 1502 BOX 788150	92278	TWENTYNINE PALMS	4	25.00%	481	0.21%
THE HUNTERS BLIND	Active	671 MALTMAN DRIVE STE 1	95945	GRASS VALLEY	4	0.00%	218	0.00%
SPUR R GUNS	Active	90 COPPER COVE DRIVE, SUITE C	95228	COPPEROPOLIS	4	50.00%	415	0.24%
SHOOTIN SHACK GUNS	Inactive	3443 LAGUNA BLVD STE 116	95758	ELK GROVE	4	0.00%	0	0.00%
STAGE STOP SPORTING GOODS	Inactive	1175 BROADWAY	95301	ATWATER	4	0.00%	0	0.00%
SHAFTER SHOOTIN IRONS & SUCH	Active	18405 POPLAR AVE	93263	SHAFTER	4	0.00%	0	0.00%
DENNIS KIRK & CLAUDETTE SUE BOUDREAUX	Active	352 POLLASKY AVE STE 101	93612	CLOVIS	4	0.00%	0	0.00%
PROUD AMERICAN GUNS AND GEAR	Active	14751 BLUE WILDRYE CT	93314	BAKERSFIELD	4	0.00%	0	0.00%
DICK'S SPORTING GOODS	Active	1922 E 20TH ST	95928	CHICO	4	0.00%	0	0.00%
THE GENERALS TRADING POST	Active	2530 E MAIN STREET	93292	VISALIA	4	0.00%	0	0.00%
OMG TACTICAL ARMORY	Inactive	1764 SUNNYDALE AVE	93065	SIMI VALLEY	4	0.00%	0	0.00%
KNIGHTS TACTICAL INC	Active	904 CAMINO CONCORDIA	93010	CAMARILLO	4	0.00%	0	0.00%
MARK STEIN INNOVATIONS DBA MSI GUNS	Active	1250 PLUMBER WAY, SUITE A	95678	ROSEVILLE	4	0.00%	0	0.00%
SHOOTERS WAREHOUSE & SUPPLY	Active	922 SHEPPARD CT STE A	95361	OAKDALE	4	0.00%	461	0.00%
EXETER GUNSLINGERS INC	Active	202 E MAPLE ST	93221	EXETER	4	25.00%	109	0.92%
RED SKULL TACTICAL DBA/VELLA ENTERPRISES LLC	Active	1825 HOURET CT	95035	MILPITAS	4	0.00%	0	0.00%

Dealer Name	Dealer Status	Address	Zip	City	2023 Crime Guns	Percent < 1 Year TTC	2023 Firearm Sales	Percent of 2023 Sales Recovered as Crime Guns
NOR CAL GUN VAULT LLC	Inactive	6761 STANFORD RANCH RD STE A	95677	ROCKLIN	4	0.00%	0	0.00%
BILLS SHOOTERS AND BLADES	Active	405 HUBERT DR	95354	MODESTO	4	25.00%	432	0.23%
MUSTANG FIREARMS & SPORTING GOODS	Active	10893 ALTA ST	95945	GRASS VALLEY	4	25.00%	1,750	0.06%
SACRAMENTO GUN CLUB LLC	Active	9857 HORN RD	95827	SACRAMENTO	4	0.00%	0	0.00%
BRASS DEPOT	Active	139 BALSAM ST	93555	RIDGECREST	4	75.00%	1,540	0.19%
FAR WEST GUNS LLC	Active	2009 STATE ST	93105	SANTA BARBARA	4	0.00%	498	0.00%
MOORE GUNS AND AMMO	Active	P.O. BOX 5426	92386	SUGARLOAF	4	0.00%	0	0.00%
PHELAN GUN RANGE	Inactive	P.O. BOX 290067	92329	PHELAN	4	0.00%	0	0.00%
NAG INDUSTRIES, INC	Active	1803 ELZWORTH STREET	93312	BAKERSFIELD	4	25.00%	281	0.36%
ROGERS DEFENSE	Active	4045 BOUTON DRIVE	90712	LAKEWOOD	4	25.00%	253	0.40%
NON-SHEEP FIREARMS	Active	3449 VANDERMOLEN DRIVE	92860	NORCO	4	0.00%	373	0.00%
CROSSHAIRS GUN STORE	Active	3902 PACIFIC COAST HWY, STE D	90505	TORRANCE	4	0.00%	0	0.00%
INDEPENDENCE GUNS & AMMO	Active	56158 TWENTYNINE PALMS HWY	92284	YUCCA VALLEY	4	50.00%	788	0.00%
SPORTSMAN'S WAREHOUSE #192	Active	111 RANCH DRIVE	95035	MILPITAS	4	0.00%	0	0.00%
MATCH GRADE GUNSMITHS	Active	16305 S PIUMA AVENUE	90703	CERRITOS	4	0.00%	491	0.00%
MADERA FIREARMS LLC	Active	14402 HIGHWAY 41	93636	MADERA	4	25.00%	1,116	0.00%
NORCO ARMORY	Active	1675 HAMNER AVENUE, SUITE 1	92860	NORCO	4	0.00%	565	0.00%
REDSTONE FIREARMS INLAND EMPIRE	Inactive	1128 W MISSION BLVD SUITE J	91762	ONTARIO	4	0.00%	0	0.00%
BEST COLLATERAL	Active	285 BEL MARIN KEYS BLVD, STE E	94949	NOVATO	4	25.00%	0	0.00%
SARTORI JEWELRY & LOAN INC	Active	1319 SARTORI AVENUE	90501	TORRANCE	4	25.00%	448	0.00%
VETERAN'S ARMORY LLC	Active	3936 PHELAN ROAD, SUITE B-13	92371	PHELAN	4	0.00%	40	0.00%
FIREARMS UNKNOWN/ HIRAM'S GUNS	Active	660 S MAGNOLIA STREET #2	92020	EL CAJON	4	25.00%	108	0.00%
DESPERATE MEASURES FIREARMS LLC DBA DESPERATE MEAS	Active	22420 VAN BUREN BLVD SUITE 300	92518	MARCH AIR RESERVE BASE	4	75.00%	2,176	0.14%

Dealer Name	Dealer Status	Address	Zip	City	2023 Crime Guns	Percent < 1 Year TTC	2023 Firearm Sales	Percent of 2023 Sales Recovered as Crime Guns
EZ CUSTOM DESIGN INC DBA AA TACTICAL ENTERPRISE	Active	7267 LAZARE COURT	92880	CORONA	4	75.00%	569	0.18%
FALLBROOK VENTURES INC DBA FALLBROOK GUNS AND AMMO	Active	1032 S MAIN AVENUE	92028	FALLBROOK	4	75.00%	951	0.11%
E2'S GUN VAULT	Active	363 W EL CAMINO REAL	94040	MOUNTAIN VIEW	4	100.00%	2,189	0.14%
SECURITY SIX	Active	22698 MISSION BLVD	94541	HAYWARD	3	33.33%	163	0.61%
THE RANGE US L.L.C.	Active	13235 GRASS VALLEY STE B	95945	GRASS VALLEY	3	33.33%	1,242	0.08%
JOHN C & LONNETTA R FULLER	Active	24542 NEW JERSEY AVE	96021	CORNING	3	0.00%	143	0.00%
LITTLE JOHN'S INC	Inactive	1740 W LA VETA	92868	ORANGE	3	0.00%	0	0.00%
RANCHO CORDOVA GUNS & AMMO	Active	1951 ZINFANDEL DR	95670	RANCHO CORDOVA	3	0.00%	401	0.00%
CASH LOAN INC	Active	230 MILLER AVE	94080	SOUTH SAN FRANCISCO	3	0.00%	0	0.00%
RUSTY GUNSMITHING	Active	1039 HWY 49	95249	SAN ANDREAS	3	33.33%	298	0.00%
THEODORE WILLIAM STOCKLI	Active	129 12TH ST	94590	VALLEJO	3	0.00%	79	0.00%
UNCLE ED'S OUTFITTERS	Active	8685 EL CAMINO REAL	93422	ATASCADERO	3	33.33%	435	0.23%
EVANS GUNSMITHING	Active	1637 N BRIAN	92867	ORANGE	3	0.00%	0	0.00%
RON'S GUNS	Active	HC 2 BOX 3307	96048	JUNCTION CITY	3	0.00%	0	0.00%
ARCHIE ZAKARIAN TULARE ACE	Active	P O BOX 296	93275	TULARE	3	0.00%	0	0.00%
B-BAR-Y-TRADERS	Active	22430 LYONS BALD MOUNTAIN RD	95370	SONORA	3	0.00%	0	0.00%
BIG 5 SPORTING GOODS 13	Active	P O BOX 92088	90009	LOS ANGELES	3	0.00%	0	0.00%
BIG 5 SPORTING GOODS 36	Active	P O BOX 92088	90009	LOS ANGELES	3	0.00%	0	0.00%
BIG 5 SPORTING GOODS 52	Active	P O BOX 92088	90009	LOS ANGELES	3	0.00%	0	0.00%
BIG 5 SPORTING GOODS 66	Active	P O BOX 92088	90009	LOS ANGELES	3	0.00%	0	0.00%
BIG 5 SPORTING GOODS 112	Active	P O BOX 92088	90009	LOS ANGELES	3	33.33%	97	0.00%
BIG 5 SPORTING GOODS 158	Active	P O BOX 92088	90009	LOS ANGELES	3	0.00%	0	0.00%
PARADISE PAWN INC	Active	1700 L STREET	95811	SACRAMENTO	3	0.00%	0	0.00%
BAKERSFIELD'S BEST PAWN	Active	601 CHESTER AVE	93301	BAKERSFIELD	3	66.67%	47	4.26%

Dealer Name	Dealer Status	Address	Zip	City	2023 Crime Guns	Percent < 1 Year TTC	2023 Firearm Sales	Percent of 2023 Sales Recovered as Crime Guns
BIG 5 SPORTING GOODS 213	Active	P O BOX 92088	90009	LOS ANGELES	3	33.33%	58	1.72%
SALVO INDUSTRIES	Active	26500 W AGOURA RD 102-240	91302	CALABASAS	3	0.00%	0	0.00%
FELDER COMMUNICATIONS	Active	P O BOX 515	93212	CORCORAN	3	0.00%	0	0.00%
LIBERTY FIREARMS & ACCESSORIES LLC	Active	P O BOX 1688	93654	REEDLEY	3	0.00%	0	0.00%
BIG 5 SPORTING GOODS 260	Active	P O BOX 92088	90009	LOS ANGELES	3	33.33%	29	0.00%
OLE BOY OUTDOOR INC	Active	12556 JOMANI DR STE A	93312	BAKERSFIELD	3	0.00%	0	0.00%
MERSON & SON MACHINING & GUNSMITH	Inactive	664 BROOKLINE PLACE	92835	FULLERTON	3	0.00%	0	0.00%
WILDWOOD SAW INC	Active	908 S FORTUNA BLVD	95540	FORTUNA	3	0.00%	170	0.00%
B & G GUNS INC	Inactive	1910 SUNKIST CR	93033	OXNARD	3	0.00%	0	0.00%
VICTOR VALLEY SHOOTERS	Inactive	12180 RIDGECREST RD STE 532	92395	VICTORVILLE	3	0.00%	0	0.00%
AIRCO INTERNATIONAL	Active	5212 BOLSA AVE UNIT 3	92649	HUNTINGTON BEACH	3	0.00%	373	0.00%
ANNIE'S GET YOUR GUN	Active	1338 W 6TH ST	92882	CORONA	3	0.00%	0	0.00%
BIG 5 SPORTING GOODS 388	Active	P O BOX 92088	90009	LOS ANGELES	3	33.33%	87	0.00%
BIG 5 SPORTING GOODS 395	Active	P O BOX 92088	90009	LOS ANGELES	3	0.00%	90	0.00%
BIG 5 SPORTING GOODS 400	Active	P O BOX 92088	90009	LOS ANGELES	3	33.33%	19	5.26%
BIG 5 SPORTING GOODS 408	Active	P O BOX 92088	90009	LOS ANGELES	3	0.00%	0	0.00%
BEAR ARMS	Active	57205 29 PALMS HWY	92284	YUCCA VALLEY	3	0.00%	0	0.00%
HIGH IMPACT TACTICAL FIREARMS	Active	1810 W FOOTHILL BLVD #A	91786	UPLAND	3	0.00%	295	0.00%
HIGHLAND PAWN	Active	2601 E HIGHLAND AVE	92346	HIGHLAND	3	0.00%	0	0.00%
FIELD TIME SPORTS AND GUNS	Inactive	14542 BEACH BLVD	92683	WESTMINSTER	3	0.00%	0	0.00%
CONDOR GUN SHOP	Active	64895 PIERSON BLVD	92240	DESERT HOT SPRINGS	3	0.00%	0	0.00%
RANSBERGER CAL CUSTOMS LLC	Active	110 E HAWTHORNE ST	92028	FALLBROOK	3	0.00%	923	0.00%
AAFES	Active	BLDG 918 LANGFORD LAKE RD	92310	FORT IRWIN	3	0.00%	122	0.00%

Dealer Name	Dealer Status	Address	Zip	City	2023 Crime Guns	Percent < 1 Year TTC	2023 Firearm Sales	Percent of 2023 Sales Recovered as Crime Guns
MILITARY SUPPLIES & EQUIPMENT INC	Active	18768 US HWY18 #180	92307	APPLE VALLEY	3	0.00%	0	0.00%
BULLSEYE SHOOTING RANGE & FIREARMS STORE	Active	1281 ANDERSEN DR STE K	94901	SAN RAFAEL	3	0.00%	0	0.00%
BULLSEYE CASTRO VALLEY GUN SHOP	Inactive	22287 REDWOOD RD	94546	CASTRO VALLEY	3	0.00%	0	0.00%
DICK'S SPORTING GOODS	Active	3380 W SHAW AVE	93711	FRESNO	3	0.00%	0	0.00%
EWG GUNS INC	Active	5959 HORSESHOE BAR RD	95650	LOOMIS	3	0.00%	285	0.00%
NORCO ARMORY	Active	1950 S FOUR WHEEL DR STE B	92860	NORCO	3	0.00%	0	0.00%
GILMAY GUNS LLC	Inactive	4249 W SHAW AVE STE 102	93722	FRESNO	3	0.00%	0	0.00%
CS TACTICAL INC	Active	931 ENTERPRISE DRIVE	95825	SACRAMENTO	3	33.33%	108	0.93%
PRK ARMS	Active	1401 N CLOVIS AVE STE 101	93727	FRESNO	3	0.00%	0	0.00%
STS GUNS	Active	691 E BIDWELL ST	95630	FOLSOM	3	0.00%	0	0.00%
BIG 5 SPORTING GOODS 443	Active	P O BOX 92088	90009	LOS ANGELES	3	0.00%	0	0.00%
DICK'S SPORTING GOODS INC	Active	11970 LOS OSOS VALLEY RD	93405	SAN LUIS OBISPO	3	0.00%	0	0.00%
SHOOTERS WAREHOUSE	Inactive	9550 MICRON AVE B	95827	SACRAMENTO	3	0.00%	0	0.00%
BRENTWOOD ARMORY	Inactive	305 TOWN CENTRE TERRACE STE N	94513	BRENTWOOD	3	0.00%	0	0.00%
TACTI-COOL GUNS & GEAR INC	Active	2004 PREISKER LN STE I	93454	SANTA MARIA	3	0.00%	0	0.00%
ELITE FIREARMS ANNEX	Active	990 B NORTH TUSTIN ST	92867	ORANGE	3	0.00%	0	0.00%
CENTRAL VALLEY ARMS LLC	Active	840 6TH ST	93635	LOS BANOS	3	0.00%	0	0.00%
DICK'S SPORTING GOODS INC	Active	3265 SPORTS ARENA BLVD	92109	SAN DIEGO	3	0.00%	0	0.00%
BURNEY SPORTING GOODS	Active	37427 STATE HIGHWAY 299 EAST	96013	BURNEY	3	33.33%	254	0.00%
DICK'S SPORTING GOODS INC	Active	1223 NORTH DAVIS	93907	SALINAS	3	0.00%	0	0.00%
LODI GUNS	Active	906 W LODI AVE	95240	LODI	3	0.00%	0	0.00%
BROOKS PAWN & JEWELRY INC	Active	1501 COFFEE RD STE F	95355	MODESTO	3	33.33%	61	1.64%
REAGANS SPORTING GOODS	Active	963 NORTH MAIN ST	93514	BISHOP	3	0.00%	0	0.00%
STONEY CREEK ARMS	Active	5120 WEBB PL	92886	YORBA LINDA	3	33.33%	709	0.00%

Dealer Name	Dealer Status	Address	Zip	City	2023 Crime Guns	Percent < 1 Year TTC	2023 Firearm Sales	Percent of 2023 Sales Recovered as Crime Guns
AUBURN GUNS & AMMO INC	Active	389 AUBURN RAVINE ROAD	95603	AUBURN	3	33.33%	475	0.21%
A & C FIREARMS	Active	P.O. BOX 378	93225	FRAZIER PARK	3	0.00%	119	0.00%
GLOBOS IGNIS INC	Active	54 E MARKET STREET	90805	LONG BEACH	3	0.00%	0	0.00%
EMPOWERED FIREARMS AND TRAINING INC	Active	249 S INDIANA AVE	92084	VISTA	3	0.00%	0	0.00%
LODI PAWN JEWELRY & LOAN	Active	330 W LODI AVE STE F	95240	LODI	3	0.00%	0	0.00%
J & K GUNS & STUFF	Active	916 MAIN ST	96130	SUSANVILLE	3	0.00%	0	0.00%
SANTA CRUZ ARMORY	Inactive	10 CAMP EVERS LN	95066	SCOTTS VALLEY	3	0.00%	0	0.00%
EXTREME SHOOTING SPORTS INC	Active	1208 VINE ST	93221	EXETER	3	0.00%	437	0.00%
RED BLUFF SPORTING GOODS	Active	501 MADISON ST	96080	RED BLUFF	3	33.33%	1	0.00%
GLOBAL ARMS INC	Inactive	4525 SAN FERNANDO RD UNIT G	91204	GLENDALE	3	0.00%	0	0.00%
DURHAM GUNS & AMMO	Active	9385 MIDWAY	95938	DURHAM	3	0.00%	1,553	0.00%
BIG 5 SPORTING GOODS 493	Active	8052 LIMONITE AVE STE 102	90009	JURUPA VALLEY	3	0.00%	0	0.00%
DICKS SPORTING GOODS 1195	Active	435 LOS CERRITOS CTR SP F17	90703	CERRITOS	3	0.00%	0	0.00%
BRENTWOOD RIFLE AND PISTOL	Inactive	305 TOWN CENTRE TER STE N&O	94513	BRENTWOOD	3	0.00%	0	0.00%
UKIAH GUN SHOP LLC	Active	1030 NORTH STATE STREET	95482	UKIAH	3	0.00%	0	0.00%
FARWEST PHOTOGRAPHY	Active	701 ALDO AVENUE SUITE 51	95054	SANTA CLARA	3	33.33%	982	0.00%
USPA PATRIOTIC ARMS	Active	23457 CANYON LAKE DR NORTH	92587	MENIFEE	3	66.67%	1,793	0.06%
OSCAR'S GUNWORKS, INC	Active	267 S.SAN GABRIEL BLVD STE A-B	91776	SAN GABRIEL	3	0.00%	0	0.00%
DAN'S FINE FIREARMS LLC DBA RAMONA SHOOTIST'S EMPO	Active	649 MAIN STREET, UNIT C	92065	RAMONA	3	33.33%	622	0.16%
SAN FERNANDO LOAN CO.	Active	1131 SAN FERNANDO RD.	91340	SAN FERNANDO	3	0.00%	48	0.00%
FAST RESPONSE SECURITY, INC	Active	32287 CASTAIC ROAD	91384	CASTAIC	3	0.00%	22	0.00%
MT GUNNER OUTDOORS	Active	6350 W RAMSEY STREET, SUITE P	92220	BANNING	3	0.00%	0	0.00%
MARKELL, INC	Active	6119 OLD REDWOOD HWY #B1	95403	SANTA ROSA	3	0.00%	725	0.00%
WESTSIDE ARMS	Active	518 KERN STREET	93268	TAFT	3	33.33%	354	0.28%

Dealer Name	Dealer Status	Address	Zip	City	2023 Crime Guns	Percent < 1 Year TTC	2023 Firearm Sales	Percent of 2023 Sales Recovered as Crime Guns
NEW BORDER TACTICAL	Active	925 N IMPERIAL AVENUE	92243	EL CENTRO	3	33.33%	882	0.11%
TERESI TRADING	Active	318 E KETTLEMAN	95240	LODI	3	66.67%	490	0.41%
BOVI INC DBA BAKERSFIELD AMMO & GUN SALES	Active	4208 ROSEDALE HWY #205	93308	BAKERSFIELD	3	0.00%	0	0.00%
GUNS OF DISTINCTION, LLC	Active	73360 HIGHWAY 111 SUITE 6	92260	PALM DESERT	3	0.00%	532	0.00%
JUM-PAWN-IT	Active	6542 MAGNOLIA AVENUE	92506	RIVERSIDE	3	33.33%	347	0.00%
TULARE PAWN AND JEWELRY	Active	110 SOUTH K STREET	93274	TULARE	3	33.33%	227	0.44%
RAG FIREARMS, LLC	Active	142 A HALL ROAD	95076	WATSONVILLE	3	33.33%	157	0.00%
G&S SYNDICATE DBA CHOSEN ARMORY	Active	5135 EDISON AVENUE SUITE 10	91710	CHINO	3	100.00%	697	0.29%
PRAXIS TACTICAL & HUNTING GUN SHOP INC	Active	3065 E THOUSAND OAKS BLVD 2	91362	THOUSAND OAKS	3	100.00%	697	0.43%
THE GOAT BOAT LLC DBA INDEPENDENCE ARMORY	Active	13125 ARNOLD DRIVE	95442	GLEN ELLEN	3	100.00%	1,161	0.17%
GUN BROTHERS INC	Active	3804 WEST BURBANK BLVD UNIT B	91505	BURBANK	3	33.33%	1,414	0.07%
SILVERADO STONE DESIGN, INC	Active	3101 ALHAMBRA DRIVE	95682	SHINGLE SPRINGS	3	100.00%	71	4.23%
BEAR ARMS DEFENSE CORPORATION	Active	8383 WILSHIRE BLVD SUITE 660	90211	BEVERLY HILLS	3	100.00%	391	0.26%
KHANJAN NOSRATABADI DBA TOP GUN ARMORY	Active	415 N TUSTIN STREET	92867	ORANGE	3	100.00%	318	0.63%
COASTAL ADVENTURES LLC DBA THE OUTDOORSMAN	Active	1402 EAST GRAND AVENUE SUITE B	93420	ARROYO GRANDE	3	100.00%	1,966	0.15%
SPORTSMAN'S WAREHOUSE #264	Active	1060 HARTER PARKWAY	95993	YUBA CITY	3	100.00%	2,155	0.00%
FIRE FARM LLC	Active	4410 TIAMO WAY	95212	STOCKTON	3	100.00%	362	0.55%
UNITED AMMO	Active	3100 S MOONEY BLVD	93277	VISALIA	3	100.00%	831	0.36%
CUSTOM CASTING	Inactive	1942 LINDA DR	94523	PLEASANT HILL	2	0.00%	0	0.00%
VALLEY ROD & GUN	Active	2704 CLOVIS AVE	93612	CLOVIS	2	0.00%	50	0.00%
ORANGE COVE HARDWARE INC	Active	P O BOX 2017	93216	DELANO	2	0.00%	0	0.00%
ANGLIN SECOND HAND	Active	2016 BROADWAY	95501	EUREKA	2	0.00%	0	0.00%
J & D GUNS & AMMO	Inactive	50406 JOLON RD	93930	KING CITY	2	0.00%	0	0.00%
ADAMSON POLICE PRODUCTS	Active	10764 NOEL ST	90720	LOS ALAMITOS	2	0.00%	193	0.00%

Dealer Name	Dealer Status	Address	Zip	City	2023 Crime Guns	Percent < 1 Year TTC	2023 Firearm Sales	Percent of 2023 Sales Recovered as Crime Guns
BROOKHURST PAWN SHOP INC	Active	331 S BROOKHURST ST	92804	ANAHEIM	2	0.00%	38	0.00%
EAGLE LOAN	Active	212 HARDING BLVD SUITE J	95678	ROSEVILLE	2	0.00%	326	0.00%
JERNIGANS SPORTING GOODS	Inactive	56845 TWENTYNINE PALMS HWY	92284	YUCCA VALLEY	2	0.00%	0	0.00%
DE CHIEL FIREARMS	Active	1069 MONSERATE AVE	91911	CHULA VISTA	2	0.00%	0	0.00%
AMERICAN SHOOTING CENTER INC	Active	5590 RUFFIN RD	92123	SAN DIEGO	2	0.00%	0	0.00%
ADAMSON POLICE PRODUCTS	Active	160 AIRWAY BLVD	94551	LIVERMORE	2	0.00%	113	0.00%
THE OUTDOORSMAN	Active	1618 GRAND AVE	93433	GROVER BEACH	2	0.00%	0	0.00%
BRIAN NUSSBAUM AND ASSOCIATES	Active	1020 EDWARDS ROAD	94010	BURLINGAME	2	0.00%	684	0.00%
JOHN G CLARK JR	Inactive	4225 PINELAKE ST	93455	SANTA MARIA	2	0.00%	0	0.00%
JOHN DWYER DBA JOHNS GUNS & THINGS	Active	247 ALDEBARAN AVE	93436	LOMPOC	2	0.00%	233	0.00%
MARKELL INCORPORATED	Active	6119 OLD REDWOOD HWY #B1	95403	SANTA ROSA	2	0.00%	0	0.00%
PETALUMA GUN & RELOADING SUPPLY	Active	620 PETALUMA BLVD, STE D	94952	PETALUMA	2	50.00%	141	0.71%
ED'S RELOADING BENCH	Active	9937 RD 184	93270	TERRA BELLA	2	0.00%	0	0.00%
OAK TREE ARMS	Active	1138 MARIPOSA DR	93060	SANTA PAULA	2	0.00%	0	0.00%
ARMOR LOAN OFFICE INC	Inactive	332 D ST	95901	MARYSVILLE	2	0.00%	0	0.00%
BIG 5 SPORTING GOODS 378	Active	P O BOX 92088	90009	LOS ANGELES	2	0.00%	186	0.00%
BIG 5 SPORTING GOODS 49	Active	P O BOX 92088	90009	LOS ANGELES	2	0.00%	0	0.00%
BIG 5 SPORTING GOODS 59	Active	P O BOX 92088	90009	LOS ANGELES	2	0.00%	0	0.00%
BIG 5 SPORTING GOODS 61	Active	P.O. BOX 92088	90009	LOS ANGELES	2	0.00%	0	0.00%
BIG 5 SPORTING GOODS 272	Active	P O BOX 92088	90009	LOS ANGELES	2	0.00%	77	0.00%
BIG 5 SPORTING GOODS 77	Active	P O BOX 92088	90009	LOS ANGELES	2	0.00%	26	0.00%
BIG 5 SPORTING GOODS 94	Active	P O BOX 92088	90009	LOS ANGELES	2	0.00%	145	0.00%
BIG 5 SPORTING GOODS 109	Active	P O BOX 92088	90009	LOS ANGELES	2	0.00%	35	0.00%
BIG 5 SPORTING GOODS 111	Active	P O BOX 92088	90009	LOS ANGELES	2	0.00%	16	0.00%

Dealer Name	Dealer Status	Address	Zip	City	2023 Crime Guns	Percent < 1 Year TTC	2023 Firearm Sales	Percent of 2023 Sales Recovered as Crime Guns
BIG 5 SPORTING GOODS 142	Active	P O BOX 92088	90009	LOS ANGELES	2	0.00%	14	0.00%
BIG 5 SPORTING GOODS 162	Active	P O BOX 92088	90009	LOS ANGELES	2	0.00%	98	0.00%
BIG 5 SPORTING GOODS 171	Active	P O BOX 92088	90009	LOS ANGELES	2	50.00%	43	2.33%
BIG 5 SPORTING GOODS 179	Active	P O BOX 92088	90009	LOS ANGELES	2	0.00%	72	0.00%
OJAI VALLEY SURPLUS & DISCOUNT	Inactive	952 E OJAI AVE	93023	OJAI	2	0.00%	0	0.00%
BIG 5 SPORTING GOODS 209	Active	P O BOX 92088	90009	LOS ANGELES	2	50.00%	97	1.03%
DAVE'S GUNSMITHING	Active	1415 GARDEN HWY STE B	95991	YUBA CITY	2	0.00%	0	0.00%
BIG 5 SPORTING GOODS 224	Active	P O BOX 92088	90009	LOS ANGELES	2	0.00%	0	0.00%
PARADISE SPORTING GOODS	Active	815 D ELLIOTT RD	95969	PARADISE	2	0.00%	0	0.00%
ENTREPRISE ARMS INC	Inactive	15509 ARROW HWY	91706	BALDWIN PARK	2	0.00%	0	0.00%
BIG 5 SPORTING GOODS 228	Active	P O BOX 92088	90009	LOS ANGELES	2	0.00%	0	0.00%
BIG 5 SPORTING GOODS 236	Active	P O BOX 92088	90009	LOS ANGELES	2	0.00%	0	0.00%
BIG 5 SPORTING GOODS 244	Active	P O BOX 92088	90009	LOS ANGELES	2	0.00%	45	0.00%
NORTHWEST SPORTING GOODS	Active	1637 S MAIN ST	95490	WILLITS	2	0.00%	0	0.00%
BIG 5 SPORTING GOODS 290	Active	P O BOX 92088	90009	LOS ANGELES	2	50.00%	25	4.00%
BIG 5 SPORTING GOODS 303	Active	P O BOX 92088	90009	LOS ANGELES	2	0.00%	0	0.00%
GREAT OUTDOORS LLC	Inactive	2971 CHURN CREEK RD	96002	REDDING	2	0.00%	0	0.00%
SURON ENTERPRISES	Active	16341 VALLEY LN	95446	GUERNEVILLE	2	0.00%	0	0.00%
JOHN MCCORMICK'S GUNS & AMMO INC	Inactive	2711 N BLACKSTONE	93703	FRESNO	2	0.00%	0	0.00%
QUANTICO TACTICAL SUPPLY	Inactive	420 S COAST HWY	92054	OCEANSIDE	2	0.00%	0	0.00%
ELITE FIREARMS UNLTD	Active	28142 CAMINO CAPISTRANO 104	92677	LAGUNA NIGUEL	2	0.00%	0	0.00%
COASTAL PROFESSIONAL SERVICES LLC	Active	894 PATTY KAY CT	93444	NIPOMO	2	50.00%	228	0.00%
BIG 5 SPORTING GOODS 372	Active	P O BOX 92088	90009	LOS ANGELES	2	0.00%	0	0.00%

Dealer Name	Dealer Status	Address	Zip	City	2023 Crime Guns	Percent < 1 Year TTC	2023 Firearm Sales	Percent of 2023 Sales Recovered as Crime Guns
IRVINGTON ARMS	Inactive	40927 GRIMMER BLVD	94538	FREMONT	2	0.00%	0	0.00%
GUN EXCHANGE OF SAN JOSE INC	Inactive	2902 ALMADEN EXPY	95125	SAN JOSE	2	0.00%	0	0.00%
VINNIE'S GUNS	Inactive	1344 MAGNOLIA AVE	94928	ROHNERT PARK	2	0.00%	64	0.00%
KERLEY'S HUNTING AND OUTFITTING	Inactive	20301 STEVENS CREEK BLVD	95014	CUPERTINO	2	0.00%	0	0.00%
BANKS ENTERPRISES	Active	P O BOX 783	95327	JAMESTOWN	2	50.00%	34	2.94%
MARQUEZ	Inactive	P.O. BOX 6425	93703	FRESNO	2	0.00%	0	0.00%
RENDEZVOUS PRIMITIVE ARMS	Inactive	P O BOX 1140	95640	IONE	2	0.00%	0	0.00%
BRIGHT SPOT PAWN INC	Inactive	9075 MISSION BLVD	92509	JURUPA VALLEY	2	0.00%	0	0.00%
PERSONAL DEFENSE WEAPONS	Active	5047 ROBERT J MATHEWS STE 700	95762	EL DORADO HILLS	2	0.00%	0	0.00%
STRAIGHTLINE TACTICAL	Active	327 S MAGNOLIA AVE	92804	ANAHEIM	2	0.00%	0	0.00%
FOOTHILL FIREARMS	Inactive	2185 MYERS ST	95966	OROVILLE	2	0.00%	0	0.00%
NORMAN HANSON FIREARMS LLC	Active	20358 VALLEY BLVD	93561	TEHACHAPI	2	0.00%	0	0.00%
HOULDING PRECISION FIREARMS	Inactive	2980 FALCON DR	93637	MADERA	2	0.00%	0	0.00%
GRECO'S HUNTING & CAMPING GEAR	Active	7093 DANYEUR RD	96001	REDDING	2	0.00%	0	0.00%
BIG 5 SPORTING GOODS 417	Active	P O BOX 92088	90009	LOS ANGELES	2	0.00%	120	0.00%
SEMPER FI MFG INC	Inactive	5755 VALENTINE RD STE 203	93003	VENTURA	2	0.00%	0	0.00%
BIG 5 SPORTING GOODS 54	Active	P O BOX 92088	90009	LOS ANGELES	2	0.00%	0	0.00%
BAKERSFIELD GUN CLUB	Active	10111 ROSEDALE HWY STE 220	93312	BAKERSFIELD	2	0.00%	0	0.00%
TJ NORTH'S	Active	313 D ST	95901	MARYSVILLE	2	0.00%	0	0.00%
ORANGE COUNTY FIREARMS	Inactive	17150 NEWHOPE ST STE 609	92708	FOUNTAIN VALLEY	2	0.00%	0	0.00%
MOUNT PLEASANT ARMS	Active	2275 MOUNT PLEASANT RD	95148	SAN JOSE	2	0.00%	0	0.00%
BROESE'S	Active	730 7TH STREET SUITE 104	95501	EUREKA	2	0.00%	172	0.00%
BULLET BARN GUNS	Inactive	161 N MOUNTAIN AVE	91786	UPLAND	2	0.00%	0	0.00%
BIG 5 SPORTING GOODS 431	Active	P O BOX 92088	90009	LOS ANGELES	2	0.00%	0	0.00%
HIGH DESERT GUNS AND AMMO	Active	15885 MAIN ST 220	92345	HESPERIA	2	0.00%	0	0.00%

Dealer Name	Dealer Status	Address	Zip	City	2023 Crime Guns	Percent < 1 Year TTC	2023 Firearm Sales	Percent of 2023 Sales Recovered as Crime Guns
DEATH OR GLORY GUN WORKS	Active	15412 SAINT CLEMENT WAY	93314	BAKERSFIELD	2	0.00%	0	0.00%
WIMPEYS PAWN SHOP INC	Active	750 W FOOTHILL BLVD	91702	AZUSA	2	50.00%	115	0.00%
SHOOTERS WAREHOUSE	Active	6412 C TUPELO DR	95621	CITRUS HEIGHTS	2	0.00%	0	0.00%
BLACK RIFLE BOYS	Active	1752 W JULIEANN AVE	93257	PORTERVILLE	2	0.00%	349	0.00%
AMERICAN TACTICAL FIREARMS	Active	7635 WOODCHUCK WY	95610	CITRUS HEIGHTS	2	0.00%	0	0.00%
BIG 5 SPORTING GOODS 64	Active	P O BOX 92088	90009	LOS ANGELES	2	0.00%	0	0.00%
BIG 5 SPORTING GOODS 437	Active	P O BOX 92088	90009	LOS ANGELES	2	0.00%	0	0.00%
STEELWATER FIREARMS	Active	41750 WINCHESTER RD STE L	92590	TEMECULA	2	0.00%	0	0.00%
WILLIAMS ENTERPRISES	Active	21200 GEMINI WY	92241	DESERT HOT SPRINGS	2	0.00%	129	0.00%
FULL ARMOR FIREARMS	Active	425 L ST UNIT G	95531	CRESCENT CITY	2	0.00%	0	0.00%
BEAUMONT SHOOTING RANGE, INC	Active	877 W 4TH ST UNIT D	92223	BEAUMONT	2	50.00%	142	0.00%
J I C AMMUNITION OF FRESNO	Active	4033 N HAYES AVE	93723	FRESNO	2	100.00%	9	22.22%
BLUE STEEL FIREARMS	Inactive	211 DRIFTWOOD	94585	SUISUN CITY	2	0.00%	0	0.00%
A & W SURPLUS AND SALVAGE	Active	3330 N DUKE AVE	93727	FRESNO	2	0.00%	0	0.00%
DICK'S SPORTING GOODS INC	Active	3637 S MOONEY BLVD	93277	VISALIA	2	0.00%	0	0.00%
NOR CAL ARMS	Active	4054 HYDE PARK COURT	96019	SHASTA LAKE	2	0.00%	65	0.00%
WISER OWL	Inactive	6904 MIRAMAR RD UNIT 105	92121	SAN DIEGO	2	0.00%	0	0.00%
ACES JEWELRY AND LOAN INC	Active	P O BOX 7793	92375	REDLANDS	2	0.00%	284	0.00%
KELLEYS FIREARMS	Active	98 MAIN ST STE B2	93465	TEMPLETON	2	0.00%	0	0.00%
LAGUNA GUNS AND ACCESSORIES	Active	2220 KAUSEN DR	95758	ELK GROVE	2	0.00%	49	0.00%
SHOTGUN JOHNNYS	Active	5529 SUNFIELD WAY	95368	SALIDA	2	0.00%	0	0.00%
TULARE POOL SUPPLY INC	Inactive	1161 N CHERRY ST	93274	TULARE	2	0.00%	0	0.00%
IGNIS ARMS	Active	24169 RADWELL DRIVE	92553	MORENO VALLEY	2	50.00%	41	0.00%
GUYS, GALS & GUNS	Active	10 NOVE WAY L	95252	VALLEY SPRINGS	2	0.00%	0	0.00%
SHOOTER SUPPLY	Active	820 BUTTE ST	95531	CRESCENT CITY	2	50.00%	752	0.00%
GUNS OF SANTA BARBARA	Active	691 CAMINO CAMPANA	93111	SANTA BARBARA	2	0.00%	0	0.00%

Dealer Name	Dealer Status	Address	Zip	City	2023 Crime Guns	Percent < 1 Year TTC	2023 Firearm Sales	Percent of 2023 Sales Recovered as Crime Guns
DICK'S SPORTING GOODS, INC.	Active	2820 DUBLIN BLVD	94568	DUBLIN	2	0.00%	0	0.00%
DZURO'S GUNS AND ACCESSORIES	Inactive	3037 GOLF COURSE DRIVE #6	93003	VENTURA	2	0.00%	0	0.00%
FXP FIREARMS AMMUNITION AND GUN REPAIR	Active	3 MARY JO PLACE	95965	OROVILLE	2	50.00%	396	0.00%
COAST HARDWARE	Active	101 EAST BARBARA LANE	95490	WILLITS	2	0.00%	208	0.00%
BIG 5 SPORTING GOODS 461	Active	1746 WEST OLIVE AVE	95348	MERCED	2	0.00%	76	0.00%
INDEPENDENCE GUNS & AMMO	Active	8205 KEATS AVE	92284	YUCCA VALLEY	2	0.00%	0	0.00%
RB BRINKLEY GUNSMITH	Active	332 D STREET	95901	MARYSVILLE	2	0.00%	290	0.00%
LINCOLN PAWN SHOP	Active	2673 W LINCOLN AVE	92801	ANAHEIM	2	0.00%	91	0.00%
ROBERT HEDGPETH DBA RH CONSTRUCTION	Active	P O BOX 4623	95370	SONORA	2	0.00%	0	0.00%
WINE COUNTRY ESTATE SALES	Inactive	4927 SONOMA HWY 12 STE E	95409	SANTA ROSA	2	0.00%	0	0.00%
SHIELD CLOTHING COMPANY INC	Active	139 W RIALTO AVE	92376	RIALTO	2	0.00%	0	0.00%
WEBBS FIREARMS	Active	219 BRIDGEWATER CIR	94585	SUISUN CITY	2	0.00%	92	0.00%
I S E INVESTIGATIVE SERVICES	Active	500 OLIVE ST STE 3	95901	MARYSVILLE	2	0.00%	0	0.00%
RICK'S DIVING LOCKER INC	Active	945-L W VALLEY PKWY	92025	ESCONDIDO	2	0.00%	0	0.00%
ARSENAL LOGISTICS USA/ DBA WEST COAST AMMO	Inactive	41892 ENTERPRISE CIR S STE B	92590	TEMECULA	2	0.00%	0	0.00%
RED SEAL ARMS	Active	102 N ASHWOOD AVE	93003	VENTURA	2	0.00%	0	0.00%
GUN BOSS ARMORY	Inactive	1235 INDIANA CT STE 103	92374	REDLANDS	2	0.00%	0	0.00%
RUSSELL TACTICAL	Active	758 N GLASSELL ST	92867	ORANGE	2	0.00%	53	0.00%
DICK'S SPORTING GOODS INC	Active	43923 PACIFIC COMMONS BLVD	94538	FREMONT	2	0.00%	0	0.00%
DEAD ON FIREARMS	Active	2021 MISSION DR	93463	SOLVANG	2	0.00%	93	0.00%
ACCURATE ARMS	Active	171 E AIRWAY BLVD	94551	LIVERMORE	2	50.00%	714	0.00%
FINS FUR AND FEATHER SPORTS	Active	1520 BADER MINE RD	95969	PARADISE	2	50.00%	1,013	0.10%
THE 1911 GUY GRIPS-FAUSTO QUIROZ	Active	4373 MORRISTOWN DR	92505	RIVERSIDE	2	100.00%	89	0.00%
MURRIETA PAWN	Inactive	39872 LOS ALAMOS ROAD STE A-6	92562	MURRIETA	2	0.00%	0	0.00%

Dealer Name	Dealer Status	Address	Zip	City	2023 Crime Guns	Percent < 1 Year TTC	2023 Firearm Sales	Percent of 2023 Sales Recovered as Crime Guns
BIG 5 SPORTING GOODS 486	Active	PO BOX 92088	90009	LOS ANGELES	2	0.00%	55	0.00%
GSG LEARNING INSTITUTE	Active	39 N CLUFF AVENUE UNIT B	95240	LODI	2	0.00%	0	0.00%
JV INDUSTRIES LLC	Active	2210 NORCO DRIVE	92860	NORCO	2	0.00%	0	0.00%
FREESTYLE SPORTING GOODS	Active	7401 QUAILWOOD DRIVE APT C	93309	BAKERSFIELD	2	0.00%	0	0.00%
KILROY'S	Inactive	P O BOX 780	95691	WEST SACRAMENTO	2	0.00%	0	0.00%
JEFFERSON STATE ARMS	Active	P O BOX 1944	96097	YREKA	2	0.00%	0	0.00%
GOOD2GO FIREARMS, LLC	Inactive	7509 N WILLOW AVE STE 104	93720	FRESNO	2	0.00%	0	0.00%
SIERRA SHIELD LLC	Active	4050 DUROCK ROAD #17	95682	SHINGLE SPRINGS	2	0.00%	1,145	0.00%
ADAM'S ARMORY	Active	25269 THE OLD ROAD UNIT C	91381	STEVENSON RANCH	2	0.00%	307	0.00%
MONGREL TACTICAL	Inactive	840 6TH ST	93635	LOS BANOS	2	0.00%	0	0.00%
REAL WORLD SHOOTING	Active	15617 GRAHAM STREET	92649	HUNTINGTON BEACH	2	0.00%	531	0.00%
LAZO FIREARMS & CONSULTING	Inactive	7451 MONTEREY RD	95020	GILROY	2	0.00%	0	0.00%
FIREARMS PERFORMANCE CENTER	Active	825 KUHN DRIVE SUITE 107	91914	CHULA VISTA	2	0.00%	14	0.00%
CARRILLO CUSTOMS INC.	Active	P.O. BOX 1778	95241	LODI	2	100.00%	210	0.00%
TITAN SPORTING GROUP	Active	1401 N BATAVIA ST, SUITE 112	92867	ORANGE	2	0.00%	0	0.00%
SHAFER'S ACE HARDWARE	Active	2760 E ST.	95501	EUREKA	2	0.00%	0	0.00%
SUPER PAWN	Active	11873 HESPERIA RD	92345	HESPERIA	2	50.00%	124	0.00%
THE GUN ATTIC	Active	155 MAST STREET, SUITE 102	95037	MORGAN HILL	2	0.00%	138	0.00%
TODD AND AMY ARMS AND AMMO	Inactive	501 LAKEVILLE STREET SUITE D	94952	PETALUMA	2	0.00%	0	0.00%
SC GUNS	Inactive	2373 PRUNERIDGE AVENUE, UNIT A	95050	SANTA CLARA	2	0.00%	0	0.00%
NIELSEN ARMS	Active	9745 ARLETA AVENUE	91331	PACOIMA	2	50.00%	202	0.50%
BEEBE FAMILY ARMS & MUNITIONS	Active	1032 S MAIN AVENUE	92028	FALLBROOK	2	0.00%	0	0.00%
DIAMOND D FEED	Active	P O BOX 667	96022	COTTONWOOD	2	50.00%	299	0.33%
S BROWNE SUPPLY, LLC	Active	12150 BLOOMFIELD AVE SUITE A	90670	SANTA FE SPRINGS	2	100.00%	455	0.44%
KINGS RIVER COATINGS	Active	2491 AVENUE 400	93631	KINGSBURG	2	0.00%	91	0.00%
FRED'S FIREARMS	Active	136 N YOSEMITE AVENUE	95361	OAKDALE	2	0.00%	919	0.00%

Dealer Name	Dealer Status	Address	Zip	City	2023 Crime Guns	Percent < 1 Year TTC	2023 Firearm Sales	Percent of 2023 Sales Recovered as Crime Guns
LEFT COAST TACTICAL	Active	3346 MATHER FIELD ROAD	95670	RANCHO CORDOVA	2	0.00%	0	0.00%
POINT BLANK GUNS & AMMO	Inactive	774 REDRIVER WAY	92882	CORONA	2	0.00%	0	0.00%
GREAT DANE GUNS AND AMMO	Active	2338 RAVINA CURVE	91784	UPLAND	2	0.00%	186	0.00%
G4 FIREARMS	Active	428 LARKFIELD CENTER	95403	SANTA ROSA	2	0.00%	768	0.00%
SOUTH GATE FIREARM SUPPLY	Active	28420 YOSEMITE SPRINGS SUITE B	93614	COARSEGOLD	2	100.00%	814	0.00%
JAVIER SMOGTIME	Active	524 E FREMONT STREET	95202	STOCKTON	2	50.00%	330	0.00%
BIG 5 SPORTING GOODS #512	Active	P.O. BOX 92088	90009	LOS ANGELES	2	0.00%	0	0.00%
DEFIANT ARMS, INC	Active	28671 CALLE CORTEZ SUITE K	92590	TEMECULA	2	50.00%	59	1.69%
ALPHA 9 ARMORY	Active	1325 YOSEMITE BLVD DEPT A	95354	MODESTO	2	0.00%	22	0.00%
LESLEE CATES DBA PRO2ARMS	Inactive	161 CATES WAY	95531	CRESCENT CITY	2	50.00%	180	0.56%
SOGO FIREARMS	Active	2867 GREGER STREET	95361	OAKDALE	2	50.00%	420	0.00%
ELSINORE PAWN 2 INC DBA GUNS AND GOLD PAWN	Active	31736 MISSION TRAIL #A	92530	LAKE ELSINORE	2	50.00%	135	0.00%
FORCE PROTECTION AGENCY INC DBA BEVERLY HILLS GUNS	Active	9100 WILSHIRE BLVD, SUITE 515E	90212	BEVERLY HILLS	2	0.00%	436	0.00%
LONE WOLF'S WEAPONRY	Inactive	2612 MARIGOLD LN	95864	SACRAMENTO	2	0.00%	0	0.00%
805 TACTICAL	Active	2405 MICHAEL DRIVE SUITE A	91320	NEWBURY PARK	2	50.00%	476	0.21%
THE SHOP	Active	2864 NORTH G STREET	95340	MERCED	2	0.00%	203	0.00%
CATCH HAPPY INC DBA SWEENEY'S SPORTS	Active	1537 W IMOLA AVENUE	94559	NAPA	2	50.00%	1,781	0.06%
OUTLAWS ARMORY OF CANYON LAKE, LLC	Active	23421 CANYON LAKE DRIVE N	92587	MENIFEE	2	100.00%	453	0.00%
CONTENTE FIREARMS & SUPPLY	Active	3462 AMANECER AVENUE	93619	CLOVIS	2	50.00%	212	0.00%
FFL DEALER SUNNYVALE	Active	170 N WOLFE ROAD SUITE 1	94086	SUNNYVALE	2	100.00%	719	0.00%
PRECISE ARMORY INC	Active	16006 E FOOTHILL BLVD	91702	AZUSA	2	100.00%	353	0.00%
PAWN DOGGIE DBA FRESNO HOCK SHOPPE	Active	3235 E BELMONT AVENUE	93702	FRESNO	2	50.00%	91	1.10%

Dealer Name	Dealer Status	Address	Zip	City	2023 Crime Guns	Percent < 1 Year TTC	2023 Firearm Sales	Percent of 2023 Sales Recovered as Crime Guns
FAQCHU INC DBA FIREARMS UNKNOWN/ HIRAM'S GUNS	Active	23016 LAKE FOREST DRIVE STE E	92653	LAGUNA HILLS	2	100.00%	334	0.30%
SO CA FIREARMS ACADEMY	Active	2919 W BEVERLY BLVD	90640	MONTEBELLO	2	100.00%	107	0.93%
LAVA DOG FIRE AND POLICE SUPPLY	Active	P.O. BOX 845	95669	PLYMOUTH	2	50.00%	766	0.13%
DRAKEN ARMORY INC	Active	793 N LA CADENA DRIVE	92324	COLTON	2	100.00%	284	0.70%
SAFETY SUPPLY SOLUTIONS	Active	P.O. BOX 1701	95258	WOODBIDGE	2	100.00%	932	0.11%
JIM'S PRECISION	Active	1725 MOCLIPS DR	94954	PETALUMA	1	0.00%	21	0.00%
JOE CLARK'S GUNS	Inactive	2055 BIRD ST	95965	OROVILLE	1	0.00%	0	0.00%
BERRY CREEK GUNS	Inactive	675 ORO DAM BLVD B	95965	OROVILLE	1	0.00%	0	0.00%
IMPACT CUSTOM ARMS	Active	1229 ROANWOOD WAY	94521	CONCORD	1	0.00%	0	0.00%
ROBERT G MARAZZANI	Active	120 BERRELLESA ST	94553	MARTINEZ	1	0.00%	0	0.00%
KEVIN SMITH	Active	259 MORELLO AVE	94553	MARTINEZ	1	0.00%	0	0.00%
G H GUNS & SUPPLIES	Active	4215 E HARVARD	93703	FRESNO	1	0.00%	5	0.00%
DEAN'S COINS AND PAWNING	Active	2325 E MCKINLEY	93703	FRESNO	1	0.00%	0	0.00%
BLACK BULLET INC	Active	P O BOX 176	93630	KERMAN	1	0.00%	0	0.00%
WESTSIDE OUTDOORSMAN	Active	P O BOX 925	95988	WILLOWS	1	0.00%	0	0.00%
PCB ARMS	Active	2592 MCKINLEYVILLE AVE	95519	MCKINLEYVILLE	1	0.00%	0	0.00%
BROWNS SPORTING GOODS	Active	797 REDWOOD DR	95542	GARBERVILLE	1	0.00%	0	0.00%
NILSEN COMPANY	Active	502 BROADWAY	95501	EUREKA	1	0.00%	32	0.00%
MACS SPORTING GOODS	Active	425 N MAIN ST	93514	BISHOP	1	0.00%	0	0.00%
CULVER'S SPORTING GOODS	Active	156 S MAIN ST	93514	BISHOP	1	0.00%	0	0.00%
THE AMMO DUMP	Active	4040 EASTON DR 1	93309	BAKERSFIELD	1	0.00%	0	0.00%
DIAMOND JEWELRY & LOAN INC	Active	P O BOX 1816	93456	SANTA MARIA	1	0.00%	0	0.00%
FREY'S GUNSHOP	Inactive	312 S LOCUST ST	93555	RIDGECREST	1	0.00%	0	0.00%
MIKE'S CUSTOM	Active	4519 WHITEGATE AVE	93313	BAKERSFIELD	1	0.00%	108	0.00%
MOONLIGHT ENTERPRISE	Inactive	1831 9TH AVE	93215	DELANO	1	0.00%	0	0.00%
LAST CHANCE FAST MONEY	Active	P O BOX 1339	95457	LOWER LAKE	1	0.00%	0	0.00%
AJ'S SUPER PAWN INC	Active	496 E HOLT AVE	91767	POMONA	1	0.00%	0	0.00%
ATLAS LOAN & JEWELRY CO, INC	Active	16522 BELLFLOWER BLVD	90706	BELLFLOWER	1	0.00%	0	0.00%

Dealer Name	Dealer Status	Address	Zip	City	2023 Crime Guns	Percent < 1 Year TTC	2023 Firearm Sales	Percent of 2023 Sales Recovered as Crime Guns
SAN FERNANDO LOAN CO	Active	1131 SAN FERNANDO RD	91340	SAN FERNANDO	1	0.00%	0	0.00%
BIG 5 SPORTING GOODS 125	Active	P O BOX 92088	90009	LOS ANGELES	1	0.00%	0	0.00%
OLD WEST GUNS	Inactive	129 S HACIENDA BLVD	91745	HACIENDA HEIGHTS	1	0.00%	0	0.00%
BIG 5 SPORTING GOODS 127	Active	P O BOX 92088	90009	LOS ANGELES	1	0.00%	0	0.00%
D & L ARMS	Inactive	P O BOX 769	93644	OAKHURST	1	0.00%	0	0.00%
ORTIZ'S	Inactive	540 SOLEDAD ST	93960	SOLEDAD	1	0.00%	0	0.00%
MICHAEL VINCENT BARRANCO	Active	14671 OAK AVE	92606	IRVINE	1	0.00%	0	0.00%
AMERICAN JEWELRY & LOAN	Inactive	1145 BAKER STREET, SUITE D	92626	COSTA MESA	1	0.00%	0	0.00%
LING SPORTS	Active	3059 S HACIENDA BLVD	91745	HACIENDA HEIGHTS	1	0.00%	225	0.00%
B FERGUSON FIREARMS	Active	847 BATEMAN WY	95632	GALT	1	0.00%	0	0.00%
HATTERSLEY'S SPORTS	Active	8897 MEADOWSPRING DR	95758	ELK GROVE	1	0.00%	0	0.00%
JERRY BERMAN & SONS	Active	24712 E SIXTH ST	92410	SAN BERNARDINO	1	0.00%	0	0.00%
HALBROOK'S CARVING & GUN ROOM	Active	17564 ARROW BLVD	92335	FONTANA	1	0.00%	62	0.00%
JOHN W LUTHER II	Active	8986 SVL BOX	92395	VICTORVILLE	1	0.00%	0	0.00%
SOUTHERN CALIFORNIA GUN	Inactive	4891 CONVOY ST	92111	SAN DIEGO	1	0.00%	0	0.00%
D & L ENGINEERING	Active	31124 WELLINGTON CIRCLE	92591	TEMECULA	1	0.00%	0	0.00%
JON'S GUNWORKS	Inactive	4061 CAMAS CT	95973	CHICO	1	0.00%	0	0.00%
SECURITY LOCK & KEY SERVICE	Active	209 S SACRAMENTO ST	95240	LODI	1	0.00%	0	0.00%
KRAUSEWERK	Active	P O BOX 6061	94403	SAN MATEO	1	0.00%	0	0.00%
TABOR'S SHOOTERS SUPPLY INC	Inactive	471 EL CAMINO REAL	94066	SAN BRUNO	1	0.00%	0	0.00%
ROGER'S RELICS	Active	645 CLARA VISTA AVE	95050	SANTA CLARA	1	0.00%	0	0.00%
COYOTE VALLEY SPORTING CLAYS	Active	1000 SAN BRUNO AVE	95037	MORGAN HILL	1	0.00%	261	0.00%
DAVID A CHAN	Active	1571 GRACKLE WAY	94087	SUNNYVALE	1	0.00%	0	0.00%
HARRY MARX CHEVROLET/HI-GRADE IMPORTS	Active	927 I ST	93635	LOS BANOS	1	0.00%	249	0.00%
DON'S SPORTING GOODS	Active	321 W MINER ST	96097	YREKA	1	0.00%	0	0.00%
AMERICAN VETERINARY HOSPITAL/AMERICAN SPORTS	Inactive	3626 EAST STATE HWY 3	96064	MONTAGUE	1	0.00%	0	0.00%

Dealer Name	Dealer Status	Address	Zip	City	2023 Crime Guns	Percent < 1 Year TTC	2023 Firearm Sales	Percent of 2023 Sales Recovered as Crime Guns
OSTERT'S GUN SALES	Active	7359 CIRCLE DR	94928	ROHNERT PARK	1	0.00%	0	0.00%
DOWN RANGE	Inactive	3230 MITCHELL RD C	95307	CERES	1	0.00%	0	0.00%
SARTORI JEWELRY & LOAN	Inactive	1319 SARTORI AVE	90501	TORRANCE	1	0.00%	0	0.00%
COAST TO COAST HARDWARE	Active	1115 MARICOPA HWY	93023	OJAI	1	0.00%	259	0.00%
BIG 5 SPORTING GOODS 03	Active	P O BOX 92088	90009	LOS ANGELES	1	100.00%	106	0.94%
BIG 5 SPORTING GOODS 09	Inactive	P O BOX 92088	90009	LOS ANGELES	1	0.00%	0	0.00%
BIG 5 SPORTING GOODS 11	Active	P O BOX 92088	90009	LOS ANGELES	1	0.00%	0	0.00%
BIG 5 SPORTING GOODS 15	Active	P O BOX 92088	90009	LOS ANGELES	1	0.00%	0	0.00%
BIG 5 SPORTING GOODS 17	Active	P O BOX 92088	90009	LOS ANGELES	1	0.00%	0	0.00%
BIG 5 SPORTING GOODS 18	Active	P O BOX 92088	90009	LOS ANGELES	1	0.00%	0	0.00%
BIG 5 SPORTING GOODS 26	Active	P O BOX 92088	90009	LOS ANGELES	1	0.00%	0	0.00%
BIG 5 SPORTING GOODS 27	Active	P O BOX 92088	90009	LOS ANGELES	1	0.00%	8	0.00%
BIG 5 SPORTING GOODS 28	Active	P O BOX 92088	90009	LOS ANGELES	1	0.00%	0	0.00%
BIG 5 SPORTING GOODS 40	Active	P O BOX 92088	90009	LOS ANGELES	1	0.00%	132	0.00%
BIG 5 SPORTING GOODS 41	Active	P O BOX 92088	90009	LOS ANGELES	1	0.00%	0	0.00%
BIG 5 SPORTING GOODS 45	Active	P O BOX 92088	90009	LOS ANGELES	1	0.00%	132	0.00%
BIG 5 SPORTING GOODS 46	Active	P O BOX 92088	90009	LOS ANGELES	1	0.00%	0	0.00%
BIG 5 SPORTING GOODS 50	Active	P O BOX 92088	90009	LOS ANGELES	1	0.00%	26	0.00%
BIG 5 SPORTING GOODS 57	Active	P O BOX 92088	90009	LOS ANGELES	1	100.00%	11	0.00%
BIG 5 SPORTING GOODS 58	Active	P O BOX 92088	90009	LOS ANGELES	1	0.00%	0	0.00%
BIG 5 SPORTING GOODS 60	Active	P O BOX 92088	90009	LOS ANGELES	1	0.00%	78	0.00%
BIG 5 SPORTING GOODS 62	Active	P O BOX 92088	90009	LOS ANGELES	1	0.00%	37	0.00%
BIG 5 SPORTING GOODS 69	Active	P O BOX 92088	90009	LOS ANGELES	1	0.00%	0	0.00%

Dealer Name	Dealer Status	Address	Zip	City	2023 Crime Guns	Percent < 1 Year TTC	2023 Firearm Sales	Percent of 2023 Sales Recovered as Crime Guns
BIG 5 SPORTING GOODS 76	Active	P O BOX 92088	90009	LOS ANGELES	1	0.00%	0	0.00%
BIG 5 SPORTING GOODS 92	Active	P O BOX 92088	90009	LOS ANGELES	1	0.00%	0	0.00%
BIG 5 SPORTING GOODS 93	Active	P O BOX 92088	90009	LOS ANGELES	1	100.00%	18	5.56%
BIG 5 SPORTING GOODS 101	Active	P O BOX 92088	90009	LOS ANGELES	1	0.00%	0	0.00%
BIG 5 SPORTING GOODS 102	Active	P O BOX 92088	90009	LOS ANGELES	1	0.00%	0	0.00%
BIG 5 SPORTING GOODS 104	Active	P O BOX 92088	90009	LOS ANGELES	1	0.00%	70	0.00%
BIG 5 SPORTING GOODS 106	Active	P O BOX 92088	90009	LOS ANGELES	1	0.00%	58	0.00%
BIG 5 SPORTING GOODS 110	Active	P O BOX 92088	90009	LOS ANGELES	1	0.00%	0	0.00%
BIG 5 SPORTING GOODS 115	Active	P O BOX 92088	90009	LOS ANGELES	1	0.00%	0	0.00%
BIG 5 SPORTING GOODS 120	Active	P O BOX 92088	90009	LOS ANGELES	1	0.00%	1	0.00%
BIG 5 SPORTING GOODS 130	Active	P O BOX 92088	90009	LOS ANGELES	1	100.00%	37	2.70%
BIG 5 SPORTING GOODS 137	Active	P O BOX 92088	90009	LOS ANGELES	1	0.00%	70	0.00%
BIG 5 SPORTING GOODS 139	Active	P O BOX 92088	90009	LOS ANGELES	1	0.00%	0	0.00%
BIG 5 SPORTING GOODS 141	Active	P O BOX 92088	90009	LOS ANGELES	1	0.00%	0	0.00%
BIG 5 SPORTING GOODS 144	Active	P O BOX 92088	90009	LOS ANGELES	1	0.00%	0	0.00%
BIG 5 SPORTING GOODS 148	Active	P O BOX 92088	90009	LOS ANGELES	1	0.00%	0	0.00%
BIG 5 SPORTING GOODS 155	Active	P O BOX 92088	90009	LOS ANGELES	1	0.00%	0	0.00%
BIG 5 SPORTING GOODS 159	Active	P O BOX 92088	90009	LOS ANGELES	1	0.00%	31	0.00%
BIG 5 SPORTING GOODS 175	Active	P O BOX 92088	90009	LOS ANGELES	1	0.00%	8	0.00%
BIG 5 SPORTING GOODS 181	Active	P O BOX 92088	90009	LOS ANGELES	1	100.00%	58	0.00%
BIG 5 SPORTING GOODS 185	Active	P O BOX 92088	90009	LOS ANGELES	1	0.00%	0	0.00%
RONALD LEROY WALLS	Active	10808 FOOTHILL BLVD 160-434	91730	RANCHO CUCAMONGA	1	0.00%	0	0.00%

Dealer Name	Dealer Status	Address	Zip	City	2023 Crime Guns	Percent < 1 Year TTC	2023 Firearm Sales	Percent of 2023 Sales Recovered as Crime Guns
HILLSIDE RANGE	Active	931 EAST PACHECO BLVD	93635	LOS BANOS	1	0.00%	0	0.00%
CINEMA ARMS	Active	33207 PASEO CERVEZA	92675	SAN JUAN CAPISTRANO	1	0.00%	0	0.00%
JON'S GUNS	Active	3794 POMEGRANATE AVE	95307	CERES	1	0.00%	0	0.00%
GENERAL PERFORMANCE	Active	81 FRUITLAND AVE	95076	WATSONVILLE	1	100.00%	198	0.51%
BIG 5 SPORTING GOODS 208	Active	P O BOX 92088	90009	LOS ANGELES	1	0.00%	0	0.00%
UP IN ARMS	Active	328 CENTRAL AVE	93015	FILLMORE	1	0.00%	0	0.00%
SCHELL'S SPORTS	Active	14775 HOSKINS AVE	95315	DELHI	1	0.00%	0	0.00%
JD'S GUNS & AMMO	Active	180 E 14TH STREET	95928	CHICO	1	0.00%	209	0.00%
GUNS AND AMMO-OUTLET	Inactive	799 PLUMAS ST	95991	YUBA CITY	1	0.00%	0	0.00%
BIG 5 SPORTING GOODS 216	Active	P O BOX 92088	90009	LOS ANGELES	1	0.00%	0	0.00%
EXETER MERCANTILE COMPANY	Active	P O BOX 67	93221	EXETER	1	0.00%	0	0.00%
SNIPERALEZ GUN WORKS AND SHOOTING SUPPLIES	Active	1951 GARDENIA LN	93212	CORCORAN	1	0.00%	0	0.00%
BIG 5 SPORTING GOODS 230	Active	P O BOX 92088	90009	LOS ANGELES	1	0.00%	0	0.00%
BIG 5 SPORTING GOODS 239	Active	P O BOX 92088	90009	LOS ANGELES	1	0.00%	0	0.00%
D C ARMS	Active	11550 17TH AVE	93245	LEMOORE	1	0.00%	0	0.00%
PACIFIC SPORTING ARMS	Active	912 W 10TH ST	91702	AZUSA	1	0.00%	907	0.00%
SENTINEL SERVICES	Active	P O BOX 437	93062	SIMI VALLEY	1	0.00%	0	0.00%
RICHARD YOCOM	Active	11772 HANDRICH DR	92131	SAN DIEGO	1	0.00%	0	0.00%
BIG 5 SPORTING GOODS 263	Active	P O BOX 92088	90009	LOS ANGELES	1	0.00%	0	0.00%
GOENS FIREARMS AND SUPPLIES	Active	6953 HOUGHTON RD	93313	BAKERSFIELD	1	0.00%	210	0.00%
LEVINE, DENNIS P	Active	75682 PAINTED DESERT DRIVE	92210	INDIAN WELLS	1	0.00%	0	0.00%
BIG 5 SPORTING GOODS 283	Active	P O BOX 92088	90009	LOS ANGELES	1	0.00%	46	0.00%
BIG 5 SPORTING GOODS 288	Active	P O BOX 92088	90009	LOS ANGELES	1	0.00%	25	0.00%
BIG 5 SPORTING GOODS 292	Active	P O BOX 92088	90009	LOS ANGELES	1	0.00%	0	0.00%
THE SPORTSMAN	Inactive	90 S WASHINGTON ST	95370	SONORA	1	0.00%	0	0.00%
NEWTOWN FIREARMS	Inactive	4180 FORT JIM RD	95667	PLACERVILLE	1	0.00%	0	0.00%

Dealer Name	Dealer Status	Address	Zip	City	2023 Crime Guns	Percent < 1 Year TTC	2023 Firearm Sales	Percent of 2023 Sales Recovered as Crime Guns
BIG 5 SPORTING GOODS 313	Active	P O BOX 92088	90009	LOS ANGELES	1	100.00%	26	0.00%
THE TACKLE BOX	Active	379 E PARK AVE	95928	CHICO	1	0.00%	0	0.00%
SAFER ARMS INDOOR RANGE & OUTDOOR GEAR	Active	2555 DOMINIC DR	95928	CHICO	1	0.00%	0	0.00%
HEWITT A SMITH	Active	P O BOX 1406	92324	COLTON	1	0.00%	0	0.00%
BIG 5 SPORTING GOODS 318	Active	P O BOX 92088	90009	LOS ANGELES	1	0.00%	0	0.00%
DEAD ON FIREARMS	Active	3535 BEDFORD PL	93455	SANTA MARIA	1	0.00%	0	0.00%
D & S ENTERPRISES	Active	797 ELLIOTT RD	95969	PARADISE	1	0.00%	0	0.00%
SIERRA SPORTSMAN INC	Active	1488 W OLIVE AVE	93257	PORTERVILLE	1	0.00%	0	0.00%
OLD WEST SHOOTERY & SUPPLY	Inactive	1327 5TH ST	95501	EUREKA	1	0.00%	0	0.00%
BIG 5 SPORTING GOODS 326	Active	P O BOX 92088	90009	LOS ANGELES	1	0.00%	34	0.00%
RANCHO MAGNUM RANGE	Active	9049 9TH ST	91730	RANCHO CUCAMONGA	1	0.00%	0	0.00%
ANDREWS INTERNATIONAL	Active	28001 SMYTH DR STE 106	91355	VALENCIA	1	0.00%	0	0.00%
YELLOW MART STORE	Inactive	228 W HOBSON WY	92225	BLYTHE	1	0.00%	0	0.00%
RANGE MASTER OF SANTA MARIA	Inactive	2004 PREISKER LANE STE I	93454	SANTA MARIA	1	0.00%	0	0.00%
BIG 5 SPORTING GOODS 340	Active	P O BOX 92088	90009	LOS ANGELES	1	100.00%	15	6.67%
SHOBERG GUNWORKS	Active	782 WAUGH LN	95482	UKIAH	1	0.00%	0	0.00%
PROPLOCK INC	Active	P O BOX 118	95366	RIPON	1	100.00%	334	0.30%
TUNN TAVERN ARMS	Active	2127 SANCTUARY WAY	95337	MANTECA	1	0.00%	0	0.00%
BIG 5 SPORTING GOODS 358	Active	P O BOX 92088	90009	LOS ANGELES	1	0.00%	0	0.00%
HOOK LINE & SINKER	Inactive	3100 MAIN ST 260	94561	OAKLEY	1	0.00%	0	0.00%
THE ORDNANCE SHOP	Active	14472 ST MARYS AVE	96080	RED BLUFF	1	0.00%	0	0.00%
JK SUPPLY CO	Active	3062 VILLAGE DR	95640	IONE	1	0.00%	0	0.00%
SHOOT THE MOON OUTFITTERS	Active	842 PASO ROBLES	93446	PASO ROBLES	1	0.00%	0	0.00%
BIG 5 SPORTING GOODS 376	Active	P O BOX 92088	90009	LOS ANGELES	1	0.00%	6	0.00%
BIG 5 SPORTING GOODS 379	Active	P O BOX 92088	90009	LOS ANGELES	1	0.00%	29	0.00%
ROBERTS GUNSMITHING AND POLICE SUPPLY	Active	P O BOX 6059	95763	FOLSOM	1	0.00%	0	0.00%

Dealer Name	Dealer Status	Address	Zip	City	2023 Crime Guns	Percent < 1 Year TTC	2023 Firearm Sales	Percent of 2023 Sales Recovered as Crime Guns
LOCK & LOAD GUNSMITHING	Inactive	1507 E CHESTNUT AVE	93436	LOMPOC	1	0.00%	0	0.00%
AFTER SHOCK PERFORMANCE	Active	3023 ESPLANADE STE 1	95973	CHICO	1	0.00%	0	0.00%
BIG 5 SPORTING GOODS 394	Active	P O BOX 92088	90009	LOS ANGELES	1	0.00%	0	0.00%
SPORTS AUTHORITY 657	Inactive	6735 CAMINO ARROYO	95020	GILROY	1	0.00%	0	0.00%
SADDLEBACK VALLEY GUN CENTER	Active	27601 FORBES ROAD 17	92677	LAGUNA NIGUEL	1	0.00%	372	0.00%
GUN KINGS ARMORY	Inactive	2131 CROSS ST	91011	LA CANADA FLINTRIDGE	1	0.00%	0	0.00%
O C ARMORY	Inactive	23012 DEL LAGO DR STE B	92653	LAGUNA HILLS	1	0.00%	0	0.00%
STEERS GUN WORLD	Active	33489 RD 204	93286	WOODLAKE	1	0.00%	0	0.00%
BIG 5 SPORTING GOODS 403	Active	P O BOX 92088	90009	LOS ANGELES	1	0.00%	0	0.00%
FAITH ARMORY LLC	Inactive	27498 W ENTERPRISE CR 2	92590	TEMECULA	1	0.00%	0	0.00%
TACTICAL RELOAD	Inactive	472 205 JOHNSTONVILLE RD UNIT7	96130	SUSANVILLE	1	0.00%	0	0.00%
SHOOTERS PARADISE	Active	1407A COLUSA AVE	95993	YUBA CITY	1	0.00%	0	0.00%
CALIFORNIA POLICE EQUIPMENT	Inactive	4151 C EL CAJON BLVD	92105	SAN DIEGO	1	0.00%	0	0.00%
SPRINGVILLE ARMORY	Active	P O BOX 154	93265	SPRINGVILLE	1	0.00%	0	0.00%
T & A ARMORY	Inactive	628 S HARBOR BLVD	92704	SANTA ANA	1	0.00%	0	0.00%
ATASCADERO FIREARMS	Active	8850 MORRO RD	93422	ATASCADERO	1	0.00%	0	0.00%
CENTER MASS SHOOTING RANGE	Active	27 COMMERCE PL	95687	VACAVILLE	1	0.00%	0	0.00%
JD MACHINE TECH INC	Active	2602 32ND AVENUE	49829		1	0.00%	0	0.00%
WEST COAST FIREARMS	Inactive	16419 BLACK HAWK AVE	93314	BAKERSFIELD	1	0.00%	0	0.00%
ALLGUNS.COM	Active	12382 CIRCULA PANORAMA	92705	SANTA ANA	1	0.00%	83	0.00%
PACIFIC COAST HOME DEFENSE	Inactive	3800 OCEANIC DR STE 108	92056	OCEANSIDE	1	0.00%	0	0.00%
FORCE TACTICAL	Inactive	771 CHAMBERS LN UNIT 300	93065	SIMI VALLEY	1	0.00%	0	0.00%
BIG 5 SPORTING GOODS 418	Active	P O BOX 92088	90009	LOS ANGELES	1	0.00%	41	0.00%
MOSQUITO CREEK OUTFITTERS	Active	3000 MOSQUITO RD	95667	PLACERVILLE	1	0.00%	833	0.00%

Dealer Name	Dealer Status	Address	Zip	City	2023 Crime Guns	Percent < 1 Year TTC	2023 Firearm Sales	Percent of 2023 Sales Recovered as Crime Guns
JEFFREY THOMAS DBA JT'S FIREARMS	Active	2 MCLAREN, SUITE A	92618	IRVINE	1	0.00%	50	0.00%
A & A FIREARMS	Active	5030 N MAROA AVE	93704	FRESNO	1	0.00%	0	0.00%
MOTOR SPORT IMAGE & PERFORMANCE	Inactive	812 ATLANTIC ST STE A	95678	ROSEVILLE	1	0.00%	0	0.00%
EAST VALLEY PAWN	Inactive	7427 FIRE OAK DRIVE	92346	HIGHLAND	1	0.00%	0	0.00%
US FIREARMS COMPANY	Active	590 S MARY AVE	94086	SUNNYVALE	1	100.00%	257	0.00%
GUNS UP!	Active	10537 CAMERON CANYON ROAD	93501	MOJAVE	1	0.00%	0	0.00%
ESM GUNS	Inactive	415 6TH ST	95045	SAN JUAN BAUTISTA	1	0.00%	0	0.00%
PLACER TACTICAL	Active	533 LINCOLN BLVD 7	95648	LINCOLN	1	0.00%	0	0.00%
TUSCAN OUTDOORS	Inactive	1705 AIRPORT BLVD STE E	96080	RED BLUFF	1	0.00%	0	0.00%
CROSSHAIRS USA LLC	Active	3902 PACIFIC COAST HWY STE D	90505	TORRANCE	1	0.00%	0	0.00%
SACRAMENTO BLACK RIFLE	Inactive	6671 BLUE OAKS BLVD STE 2	95765	ROCKLIN	1	0.00%	0	0.00%
BIG 5 SPORTING GOODS 424	Active	P O BOX 92088	90009	LOS ANGELES	1	0.00%	0	0.00%
BIG 5 SPORTING GOODS 427	Active	P O BOX 92088	90009	LOS ANGELES	1	0.00%	63	0.00%
HP CUSTOM	Inactive	159 BLOOMFIELD LN	92688	RANCHO SANTA MARGARITA	1	0.00%	0	0.00%
KLAY COTTAGE PLUS	Active	43875 COUNTY RD 1	96115	LAKE CITY	1	0.00%	0	0.00%
PRECISION TACTICAL	Active	7383 EL CAMINO REAL	93422	ATASCADERO	1	0.00%	0	0.00%
THE RUSTY KNIFE	Active	P O BOX 2061	95223	ARNOLD	1	0.00%	166	0.00%
WD'S GUN EXCHANGE	Inactive	1014S WESTLAKE BLVD STE 14-134	91361	WESTLAKE VILLAGE	1	0.00%	0	0.00%
CW ENTERPRISES	Active	1370 WAGSTAFF RD	95969	PARADISE	1	0.00%	0	0.00%
BEACH LOAN SERVICES INC	Active	10551 BEACH BLVD	90680	STANTON	1	0.00%	0	0.00%
SOCAL FIREARMS	Inactive	1765 BATAVIA ST	92865	ORANGE	1	0.00%	0	0.00%
THE ARMORY	Inactive	1864 LOMA LINDA CR	93635	LOS BANOS	1	0.00%	0	0.00%
ORANGE COAST AUCTIONS	Active	1501 N RAYMOND AVE SUITE B	92801	ANAHEIM	1	0.00%	1,287	0.00%
TACTICAL ADVANTAGE	Inactive	3305 KIMMIE RACHELLE CT	93313	BAKERSFIELD	1	0.00%	0	0.00%
EDDY'S SHOOTING SPORTS	Active	400 MOFFETT BLVD STE F	94043	MOUNTAIN VIEW	1	0.00%	0	0.00%
DIGITAL INSTINCTS	Inactive	1101 REED AVE UNIT B	94086	SUNNYVALE	1	0.00%	0	0.00%

Dealer Name	Dealer Status	Address	Zip	City	2023 Crime Guns	Percent < 1 Year TTC	2023 Firearm Sales	Percent of 2023 Sales Recovered as Crime Guns
POINTS WEST ARGO INC	Active	707 N GEORGE WASHINGTON BLVD	95993	YUBA CITY	1	0.00%	0	0.00%
PALADIN TACTICAL LLC	Inactive	24412 LANTERN HILL DR UNIT A	92629	DANA POINT	1	0.00%	69	0.00%
TUMMY'S GUN WORKS	Active	11091 RHYOLITE DR 2	96003	REDDING	1	0.00%	0	0.00%
DESERT CENTERFIRE ARMS	Inactive	73605 DINAH SHORE DR 1320	92211	PALM DESERT	1	0.00%	0	0.00%
BOB'S HUMBOLDT PAWNDAMONIUM	Active	2416 S BROADWAY	95501	EUREKA	1	0.00%	0	0.00%
SOUTH TAHOE FIREARMS	Inactive	P O BOX 16489	96151	SOUTH LAKE TAHOE	1	0.00%	0	0.00%
BIG 5 SPORTING GOODS 442	Active	P O BOX 92088	90009	LOS ANGELES	1	0.00%	0	0.00%
BIG SHOT OUTDOOR GEAR LLC	Active	7550 MIRAMAR RD STE 240	92126	SAN DIEGO	1	0.00%	0	0.00%
RED DOG FIREARMS	Active	P O BOX 115	93653	RAYMOND	1	0.00%	0	0.00%
FIELD TIME TARGET & TRAINING LLC	Active	8230 ELECTRIC AVE	90680	STANTON	1	0.00%	0	0.00%
BOOGALOO TACTICAL	Active	5628 MARIALINDA ST	90503	TORRANCE	1	0.00%	0	0.00%
DAVE'S GOT GUNS	Inactive	2129 13TH ST	95501	EUREKA	1	0.00%	0	0.00%
MR MACS GUNS AND SUPPLY	Active	1829 SCENIC VIEW DR	93307	BAKERSFIELD	1	0.00%	0	0.00%
LIBERTY GUNS	Active	611 DORNIE ST	91741	GLENDORA	1	0.00%	44	0.00%
EAGLE EYE FIREARMS	Active	270 E HWY 246 STE 109	93427	BUELLTON	1	100.00%	293	0.34%
AMBROSE ARMORY	Active	1429 INDUSTRIAL AVENUE	92029	ESCONDIDO	1	0.00%	0	0.00%
DICK'S SPORTING GOODS INC	Active	231 W ESPLANDE DR	93030	OXNARD	1	0.00%	0	0.00%
SPORTSMANS GUN ROOM INC	Active	3125 PENRYN RD 360	95663	PENRYN	1	0.00%	0	0.00%
YOUNGS FIREARM SALES & TRAINING	Active	5907 RAGUSA LN	93308	BAKERSFIELD	1	0.00%	0	0.00%
STEINHAUER ARMS AND GUNSMITHING	Active	17760 AVENUE 278	93221	EXETER	1	0.00%	0	0.00%
US TACTICAL AND SPORTING ARMS	Inactive	2135 WHITENDALE ST	93277	VISALIA	1	0.00%	0	0.00%
MERIDIAN ARMS	Active	22330 HAWTHORNE BLVD STE C	90505	TORRANCE	1	0.00%	0	0.00%
QUALITY SUPPLY INC	Active	1225 E KENTUCKY AVE	95776	WOODLAND	1	0.00%	0	0.00%
GEORGE HOENIG	Active	1915 PATTIZ AVE	90815	LONG BEACH	1	0.00%	0	0.00%
E TICKET GUNSMITHING	Active	1050 N MAIN ST.	95453	LAKEPORT	1	0.00%	0	0.00%
AZUSA PAWN	Active	1028 W GLADSTONE ST	91702	AZUSA	1	0.00%	0	0.00%

Dealer Name	Dealer Status	Address	Zip	City	2023 Crime Guns	Percent < 1 Year TTC	2023 Firearm Sales	Percent of 2023 Sales Recovered as Crime Guns
STRATEGIC SALES	Active	5501 TAYLOR RD	95669	PLYMOUTH	1	0.00%	0	0.00%
CG&B FIREARMS	Inactive	9506 TOKELAND CT	93312	BAKERSFIELD	1	0.00%	0	0.00%
MATTHEWS CARBINE COMPANY	Active	13607 E SHEPERD AVE	93619	CLOVIS	1	0.00%	0	0.00%
BIG 5 SPORTING GOODS #451	Active	P O BOX 92088	90009	LOS ANGELES	1	0.00%	11	0.00%
BIG 5 SPORTING GOODS #450	Active	P O BOX 92088	90009	LOS ANGELES	1	0.00%	54	0.00%
CHUCK'S GUNS	Active	1421 SACRAMENTO ST	94590	VALLEJO	1	0.00%	0	0.00%
CCE GUNS AND ACCESSORIES	Inactive	18355 OUTER HWY 18 STE D	92307	APPLE VALLEY	1	0.00%	0	0.00%
PARA BELLUM TACTICAL	Active	6145 SAN ANSELMO	93422	ATASCADERO	1	0.00%	0	0.00%
CHICO GUN	Inactive	1351 MANGROVE AVE STE B 1	95926	CHICO	1	0.00%	0	0.00%
KINGS GUN CENTER	Inactive	520 W LACEY #6	93230	HANFORD	1	0.00%	0	0.00%
CAPITAL GUN CLUB	Active	2001 OPPORTUNITY DR	95678	ROSEVILLE	1	0.00%	0	0.00%
THE SURPLUS GUY	Inactive	22771 S WESTERN AVE	90501	TORRANCE	1	0.00%	0	0.00%
MRM TRANS LLC DBA PT GUNWORKS	Active	7256 GARDEN GROVE BLVD	92683	WESTMINSTER	1	0.00%	0	0.00%
DEPUTY SHERIFFS ASSOCIATION OF SAN DIEGO	Inactive	13881 DANIELSON ST	92064	POWAY	1	0.00%	0	0.00%
SIERRA GUN WORKS	Active	515 NELSON AVE	95965	OROVILLE	1	0.00%	0	0.00%
A HIGHER CALIBER	Active	5707 ROSCOMARE ST	93308	BAKERSFIELD	1	0.00%	223	0.00%
BIG 5 SPORTING GOODS #459	Active	P O BOX 92088	90009	LOS ANGELES	1	0.00%	0	0.00%
GARYS GUNS AND GUNSMITHING	Inactive	1966 WILL-O-VIEW CT	95453	LAKEPORT	1	0.00%	0	0.00%
SURVIVAL COUNTRY	Active	11210 RAWSON RD	96080	RED BLUFF	1	0.00%	0	0.00%
MY GUN STORE	Active	7311 GALILEE RD STE 195	95678	ROSEVILLE	1	0.00%	0	0.00%
RHOADES OUTDOORS	Active	529 SAN MADELE AVE	93210	COALINGA	1	0.00%	110	0.00%
ARGENT FORCE INC	Active	15750 ARROYO DR SPC 105	93021	MOORPARK	1	0.00%	0	0.00%
ALSAMOUR FIREARM	Active	12165 KIOWA RD #3	92308	APPLE VALLEY	1	0.00%	0	0.00%
MCKINLEYVILLE HOME AND GARDEN CENTER	Active	2725 CENTRAL AVE	95519	MCKINLEYVILLE	1	0.00%	0	0.00%
FULL SPECTRUM FIREARMS LLC	Active	4708 N MARTY	93722	FRESNO	1	0.00%	0	0.00%
FORSAKEN ARMS, FA	Active	700 SONJA AVE	93555	RIDGECREST	1	0.00%	0	0.00%

Dealer Name	Dealer Status	Address	Zip	City	2023 Crime Guns	Percent < 1 Year TTC	2023 Firearm Sales	Percent of 2023 Sales Recovered as Crime Guns
AMMUNITION SUPPLY POINT SOLANO	Inactive	630 ORANGE DR STE C	95687	VACAVILLE	1	0.00%	0	0.00%
DICK'S SPORTING GOODS INC 1126	Active	72840 HIGHWAY 111 A130	92260	PALM DESERT	1	0.00%	0	0.00%
SOUTH COUNTY ARMS	Active	6191 PERRIN RD	95337	MANTECA	1	0.00%	15	0.00%
JUM PAWN IT	Active	11142 WHITTIER BLVD	90606	WHITTIER	1	0.00%	0	0.00%
MOUNT STAR INC	Inactive	121 E WHITTIER BLVD UNIT H	90640	MONTEBELLO	1	0.00%	0	0.00%
W T FIREARMS	Active	26740 OAK AVE UNIT C	91351	CANYON COUNTRY	1	0.00%	0	0.00%
BIG 5 SPORTING GOODS #463	Active	P O BOX 92088	90009	LOS ANGELES	1	0.00%	0	0.00%
RIVERSIDE TACTICAL	Active	30165 DEW HURST ST	92584	MENIFEE	1	0.00%	0	0.00%
CHRISTOPHER DONALD VAN ZANDT	Active	59868 PHILLIPI	92285	LANDERS	1	0.00%	0	0.00%
BIG 5 SPORTING GOODS 472	Active	P.O. BOX 92088	90009	LOS ANGELES	1	0.00%	0	0.00%
THE CARTRIDGE FAMILY	Active	2541 LARKSPUR LANE	96002	REDDING	1	0.00%	0	0.00%
PAPER N INK	Active	41321 JAMAICA SANDS DR	92203	INDIO	1	0.00%	44	0.00%
BERRY CREEK GUNS	Active	675 ORO DAM BLVD EAST STE B	95965	OROVILLE	1	0.00%	0	0.00%
MIKE SATTERFIELD DBA LIBERTY FIREARMS	Active	8400 STERLING GROVE LANE	93312	BAKERSFIELD	1	0.00%	0	0.00%
PRECISION GUN WORKS SAN DIEGO	Active	2515 PIONEER AVE STE 2	92081	VISTA	1	0.00%	0	0.00%
ASAP INSPIRE	Active	19153 COLIMA RD	91748	ROWLAND HEIGHTS	1	0.00%	0	0.00%
FULL METAL FIREARMS	Active	11255 SUNRISE GOLD CIR UNIT 1	95742	RANCHO CORDOVA	1	0.00%	0	0.00%
PRK ARMS INC	Active	1401 N CLOVIS AVE STE 101	93727	FRESNO	1	0.00%	0	0.00%
DICK'S SPORTING GOODS INC	Active	5354 PACIFIC AVE	95207	STOCKTON	1	0.00%	0	0.00%
ROUGH RIDERS SPORTING GOODS	Active	59400 HOP PATCH SPRING RD	92561	MOUNTAIN CENTER	1	0.00%	0	0.00%
BALISTICOM, LLC	Inactive	1372 E BERINGER DR	92583	SAN JACINTO	1	0.00%	0	0.00%
TEHACHAPI VALLEY GUNWORKS	Active	22111 BUENA VISTA ST	93561	TEHACHAPI	1	0.00%	0	0.00%
DICKS SPORTING GOODS INC #1182	Active	2711 COUNTRYSIDE DR	95380	TURLOCK	1	0.00%	0	0.00%
TEA PARTY ARMS	Active	15270 MCKAMEY COURT	95370	SONORA	1	100.00%	320	0.00%

Dealer Name	Dealer Status	Address	Zip	City	2023 Crime Guns	Percent < 1 Year TTC	2023 Firearm Sales	Percent of 2023 Sales Recovered as Crime Guns
HEADHUNTERS FIREARMS	Active	7712 TALBERT AVENUE, UNIT C	92647	HUNTINGTON BEACH	1	0.00%	0	0.00%
GAVIN DE BECKER & ASSOCIATES LP	Active	350 N GLENDALE AVENUE #517	91206	GLENDALE	1	0.00%	211	0.00%
ARMSTRONG ARMS	Active	23121 LA CADENA UNIT D	92653	LAGUNA HILLS	1	100.00%	416	0.00%
FREEDOM FIREARMS	Active	2519 E SARAZEN	93730	FRESNO	1	0.00%	0	0.00%
BIG 5 SPORTING GOODS #485	Active	PO BOX 92088	90009	LOS ANGELES	1	0.00%	0	0.00%
DICKS SPORTING GOODS INC 1049	Active	1975 CLEVELAND AVE	95401	SANTA ROSA	1	0.00%	0	0.00%
RIGHT TO BEAR LLC	Active	2202 ALPINE BLVD SUITE 100	91901	ALPINE	1	0.00%	1,239	0.00%
WEST DECALS	Active	8209 BELLOWS AVE	93311	BAKERSFIELD	1	100.00%	20	5.00%
ADVENTURE SURVIVAL SHOP/TORIN WAGNER	Active	75 MT HERMON RD STE G	95066	SCOTTS VALLEY	1	0.00%	0	0.00%
CUSTODY FIREARMS	Active	11419 ZANCARA DR	93311	BAKERSFIELD	1	0.00%	129	0.00%
GOLD COUNTRY SPORTS/EGGLESTON BULLETS	Active	1160 LOZANOS RD	95658	NEWCASTLE	1	0.00%	0	0.00%
LOZO PRODUCTS	Active	28125 BRADLEY RD STE 295	92586	MENIFEE	1	0.00%	147	0.00%
FULL SPECTRUM FIREARMS MANUFACTURING	Inactive	4708 N MARTY	93722	FRESNO	1	0.00%	0	0.00%
FIRST DEFENSE FIREARMS	Active	1191 LOS OSOS VALLEY RD	93402	LOS OSOS	1	0.00%	1,363	0.00%
GUNS UNLIMITED	Active	771 LA PALOMA WY	95020	GILROY	1	0.00%	0	0.00%
COMBAT READY FIREARMS LLC	Active	15452 ARABELLA AVE	93314	BAKERSFIELD	1	0.00%	0	0.00%
GILLIO RARE COINS FINE JEWELRY & LOAN	Active	8 W FIGUEROA ST	93101	SANTA BARBARA	1	0.00%	0	0.00%
RED LION ARMORY	Active	11849 HESPERIA ROAD UNIT 2	92345	HESPERIA	1	0.00%	0	0.00%
STRIKE & HAMMER FIREARMS	Active	2040 EASTRIDGE AVE STE B9	92507	RIVERSIDE	1	0.00%	0	0.00%
SAN JACINTO PAWN 1	Active	720 S SAN JACINTO AVE	92583	SAN JACINTO	1	0.00%	72	0.00%
REPUBLIC RIFLE LLC	Inactive	34010 CALLITA DRIVE	92629	DANA POINT	1	0.00%	0	0.00%
ALL VALLEY TACTICAL	Active	28480 C OLD TOWN FRONT ST	92590	TEMECULA	1	0.00%	0	0.00%
DAN'S OUTFITTERS & GUN SHOP	Active	842 PASO ROBLES ST	93446	PASO ROBLES	1	0.00%	0	0.00%
AUTOHAUS FIREARMS	Inactive	7344 W 2ND ST	95673	RIO LINDA	1	0.00%	0	0.00%

Dealer Name	Dealer Status	Address	Zip	City	2023 Crime Guns	Percent < 1 Year TTC	2023 Firearm Sales	Percent of 2023 Sales Recovered as Crime Guns
HIGH DESERT GUNS & AMMO	Inactive	15885 MAIN STREET, SUITE #220	92345	HESPERIA	1	0.00%	0	0.00%
SURE SHOT	Active	966 N. AMELIA AVENUE	91773	SAN DIMAS	1	0.00%	0	0.00%
STEVE'S FIREARMS SERVICE	Active	3579 MEADOWBROOK DRIVE	94558	NAPA	1	0.00%	0	0.00%
BATTALION ARMS	Active	6032 TAMARIND ST	91377	OAK PARK	1	0.00%	0	0.00%
KEITH WEBBER GUNSMITHING	Active	1600 E CYPRESS AVENUE #6	96002	REDDING	1	0.00%	549	0.00%
SCOTT JAMES FIREARM SALES & TRAINING	Active	2402 WEST MAIN STREET	93291	VISALIA	1	0.00%	83	0.00%
THE ARMORY	Active	1044 G STREET	93654	REEDLEY	1	0.00%	0	0.00%
ERNIES TRUE VALUE	Active	P O BOX 910	96041	HAYFORK	1	0.00%	0	0.00%
THE VAULT AV LLC	Inactive	42035 12TH ST WEST SUITE 104	93534	LANCASTER	1	0.00%	0	0.00%
AUTO & EQUIPMENT PAWN	Active	4514 PACIFIC HEIGHTS RD	95965	OROVILLE	1	0.00%	50	0.00%
QUICK DRAW	Active	1866 E LINDMORE ST	93247	LINDSAY	1	0.00%	0	0.00%
HOLLOWPOINT TACTICAL LLC	Active	889 CAMINO EL CARRIZO	91360	THOUSAND OAKS	1	0.00%	644	0.00%
NORCO ARMORY	Active	1675 HAMNER AVE	92860	NORCO	1	0.00%	0	0.00%
BOVI INC DBA GET R GUN	Active	322 N. H STREET #A	93436	LOMPOC	1	0.00%	0	0.00%
ONE-SHOT FIREARMS	Active	P O BOX 132	95971	QUINCY	1	0.00%	0	0.00%
HEIDA FIREARMS	Active	410 W MAIN STREET SUITE C	95366	RIPON	1	0.00%	0	0.00%
MK ULTRA ARMS/MK ULTRA ARMORY	Inactive	7400 DISTRICT BLVD SUITE A	93313	BAKERSFIELD	1	0.00%	0	0.00%
SLACK, THOMAS WAY JR DBA TOM SLACK FIREARMS	Active	28329 CHAMPIONSHIP DRIVE	92555	MORENO VALLEY	1	0.00%	4	0.00%
LA POLICE GEAR	Inactive	29120 COMMERCE CENTER DR STE 1	91355	VALENCIA	1	0.00%	0	0.00%
BROWNS SPORTING GOODS	Active	P O BOX 626	95560	REDWAY	1	0.00%	88	0.00%
TRIDENT GUNSMITHING LLC	Inactive	8665 MIRALANI DRIVE SUITE 250	92126	SAN DIEGO	1	0.00%	0	0.00%
BIG 5 SPORTING GOODS 498	Active	P.O. BOX 92088	90009	LOS ANGELES	1	0.00%	81	0.00%
CROWN CITY LOAN & JEWELRY	Active	65 E COLORADO BLVD	91105	PASADENA	1	0.00%	0	0.00%
FIREQUICK PRODUCTS INC	Active	P O BOX 910	93527	INYOKERN	1	100.00%	202	0.00%

Dealer Name	Dealer Status	Address	Zip	City	2023 Crime Guns	Percent < 1 Year TTC	2023 Firearm Sales	Percent of 2023 Sales Recovered as Crime Guns
DICK'S SPORTING GOODS #1295	Active	21800 HAWTHORNE BLVD #301	90503	TORRANCE	1	0.00%	0	0.00%
DICK'S SPORTING GOODS #1409	Active	680 BLOSSOM HILL ROAD	95123	SAN JOSE	1	0.00%	0	0.00%
CJ'S GUNSMITHING	Inactive	1104 BROADWAY AVENUE, UNIT A	93955	SEASIDE	1	0.00%	0	0.00%
MISSION PRECISION	Active	1753 SAN FERNANDO ROAD	91340	SAN FERNANDO	1	0.00%	89	0.00%
SOS ARMS	Active	12804 HAWAII LANE	93312	BAKERSFIELD	1	0.00%	0	0.00%
360 FIREARMS SAFETY TRAINING DBA 360 FST	Active	1754 CABRILLO AVENUE, #E	90501	TORRANCE	1	0.00%	57	0.00%
BIG 5 SPORTING GOODS #504	Active	P O BOX 92088	90009	LOS ANGELES	1	0.00%	16	0.00%
THE SPORTSMAN INC	Active	90 S WASHINGTON STREET	95370	SONORA	1	0.00%	0	0.00%
JB FIREARMS	Active	6540 SALMON FALLS ROAD	95664	PILOT HILL	1	0.00%	369	0.00%
KELSEYVILLE LUMBER & SUPPLY	Active	P.O. BOX 370	95451	KELSEYVILLE	1	0.00%	580	0.00%
SECOND AMENDMENT ZONE	Active	5819 BERYL STREET	91737	RANCHO CUCAMONGA	1	0.00%	0	0.00%
KELLERS' FIREARMS	Active	344 NORTH ALTA VISTA AVENUE	91016	MONROVIA	1	0.00%	396	0.00%
WEST COAST DIST ALLIANCE INC DBA EVAN'S ARMORY	Active	10734 ROAD 256	93270	TERRA BELLA	1	0.00%	0	0.00%
MARINE CORPS COMMUNITY SERVICES (MCCS)	Active	P O BOX 452008	92145	SAN DIEGO	1	0.00%	698	0.00%
DJ DEFENSE SYSTEMS	Active	610 SALEM COURT	94551	LIVERMORE	1	0.00%	379	0.00%
BIG 5 SPORTING GOODS 510	Active	P O BOX 92088	90009	LOS ANGELES	1	0.00%	0	0.00%
COAST HARDWARE & RADIO SHACK	Active	300 N MAIN STREET	95437	FORT BRAGG	1	0.00%	278	0.00%
RANKIN FIELD WEAPONS RANGE	Active	20000 ROAD 140	93274	TULARE	1	0.00%	5	0.00%
THE GUN WORKS	Active	702-100 JOHNSTONVILLE ROAD	96130	SUSANVILLE	1	100.00%	862	0.00%
SOCAL GUNBROKER	Active	1137 GEM LANE	92065	RAMONA	1	100.00%	539	0.19%
STRAPPED FIREARMS AND TRAINING	Inactive	3913 SPRING OAK DRIVE	95355	MODESTO	1	100.00%	88	1.14%
MOSHIACH TACTICAL	Active	497 5TH STREET	95322	GUSTINE	1	0.00%	0	0.00%

Dealer Name	Dealer Status	Address	Zip	City	2023 Crime Guns	Percent < 1 Year TTC	2023 Firearm Sales	Percent of 2023 Sales Recovered as Crime Guns
MITCHELL FORTIER	Active	5821 KINGSBRIAR DRIVE	92886	YORBA LINDA	1	0.00%	0	0.00%
PORTSIDE MUNITIONS	Active	21574 NEWLAND STREET	92646	HUNTINGTON BEACH	1	100.00%	758	0.13%
AFAB FIREARMS INC	Active	1206 E ASH AVENUE UNIT A	92831	FULLERTON	1	0.00%	817	0.00%
ORANGEVALE ARMS	Active	531 45TH STREET	95819	SACRAMENTO	1	0.00%	662	0.00%
AGUILAR DISTRIBUTING	Active	734 POLLASKY AVENUE	93612	CLOVIS	1	0.00%	436	0.00%
GUN PLATING	Active	8815 ALMOND AVENUE	95388	WINTON	1	0.00%	45	0.00%
BIG 5 SPORTING GOODS #513	Active	P.O. BOX 92088	90009	LOS ANGELES	1	0.00%	0	0.00%
LYKINS GUNS AND AMMO	Active	P.O. BOX 1632	93238	KERNVILLE	1	0.00%	52	0.00%
SHEEPDOG ARMORY	Active	613 TAFOYA DRIVE	95776	WOODLAND	1	100.00%	282	0.35%
ELITE GUNS, AMMO & TRAINING, LLC	Active	1201 20TH STREET, SUITE B	93301	BAKERSFIELD	1	100.00%	412	0.24%
DATOLOGIC CORPORATION DBA CALIBER ZONE	Inactive	1670 HAMNER AVENUE, SUITE 4	92860	NORCO	1	0.00%	69	0.00%
H AND H ENGINEERING	Active	22402 LEISURE DRIVE	92883	CORONA	1	0.00%	6	0.00%
CHICO CASH EXCHANGE	Active	1923 PARK AVENUE	95928	CHICO	1	0.00%	168	0.00%
REYNOLDS, ANDREW JAMES DBA SHEPHERD FIREARMS	Inactive	P.O. BOX 200	96078	PROBERTA	1	0.00%	0	0.00%
FIRST PRIORITY SECURITY CONSULTING LLC	Active	482 BANFF COURT	95377	TRACY	1	0.00%	146	0.00%
HALF BAKED POWDERCOATING LLC	Active	798 INDUSTRY WAY	92243	EL CENTRO	1	100.00%	231	0.00%
JASRCOF LLC	Active	7 SEVILLE	92620	IRVINE	1	0.00%	1	0.00%
BLUE LINE FIREARMS	Active	5965 GOLD DUST DRIVE	95451	KELSEYVILLE	1	0.00%	142	0.00%
WINN CORPS, INC	Active	10104 ENGER STREET	93312	BAKERSFIELD	1	0.00%	638	0.00%
MORENO VALLEY GUNS & AMMO LLC	Active	23547 PRESIDIO HILLS DRIVE	92557	MORENO VALLEY	1	100.00%	32	0.00%
ARM N ARMS	Active	1464 E LOS ANGELES AVE UNIT 3	93065	SIMI VALLEY	1	100.00%	300	0.00%
AZUSA PAWN	Active	1028 W GLADSTONE STREET	91702	AZUSA	1	100.00%	139	0.00%
CAG SOLUTIONS	Active	2968 HWY 49 SUITE B	95614	COOL	1	0.00%	0	0.00%
DAVIS FIREARMS & TRAINING LLC DBA DAVIS GUNWORX	Active	9426 MIRA DEL RIO DRIVE	95827	SACRAMENTO	1	100.00%	170	0.59%
ANDREW JOHN NJIRICH	Active	20365 LUKE COURT	95370	SONORA	1	0.00%	5	0.00%

Dealer Name	Dealer Status	Address	Zip	City	2023 Crime Guns	Percent < 1 Year TTC	2023 Firearm Sales	Percent of 2023 Sales Recovered as Crime Guns
DANGEROUS DAVE AND SONS	Active	208 W MINER STREET	96097	YREKA	1	100.00%	906	0.11%
C&J CENTRAL COAST LLC DBA DUCKS N' BUCKS ARMS	Active	P.O. BOX 1743	95024	HOLLISTER	1	100.00%	1,368	0.07%
FORTUNE FIREARMS TRAINING LLC	Active	33175 TEMECULA PKWY STE A-341	92592	TEMECULA	1	100.00%	181	0.55%
WESTSIDE GUN CLUB LLC	Active	2486 N GLASSELL STREET	92865	ORANGE	1	0.00%	396	0.00%
TRIUMPHANT GUNS	Active	6261 CRANER AVENUE	91606	NORTH HOLLYWOOD	1	100.00%	31	3.23%
EAST BAY FIREARMS	Active	4173 FIRST STREET	94551	LIVERMORE	1	100.00%	641	0.00%
TURNER'S OUTDOORSMAN	Active	1035 COLUSA AVENUE	95991	YUBA CITY	1	100.00%	2,481	0.04%
BEEFEET	Active	550 W RANCHO VISTA BLVD STE G	93551	PALMDALE	1	100.00%	619	0.16%
GUNSLINGER AUCTIONS	Active	1740 W LA VETA AVENUE	92868	ORANGE	1	100.00%	1,372	0.07%
HIGH NOON GUNS & AMMO LLC	Active	P.O. BOX 181	95912	ARBUCKLE	1	100.00%	458	0.22%
RED BLUFF SPORTING GOODS	Active	501 MADISON STREET	96080	RED BLUFF	1	100.00%	1,559	0.00%
GLOCK MASTERS	Active	145 E BADILLO STREET	91723	COVINA	1	100.00%	8	12.50%
H&H ENGINEERING	Active	22402 LEISURE DRIVE	92883	CORONA	1	100.00%	652	0.15%
SR MACOM INC DBA SUSAN'S ARMORY	Active	4800 GRANITE DRIVE SUITE B3	95677	ROCKLIN	1	100.00%	500	0.20%
ERIC'S ARMOURY	Active	1500 BRIGHTON DRIVE	95376	TRACY	1	100.00%	647	0.00%
2ND AMENDMENT ZONE INC	Active	5819 BERYL STREET	91737	RANCHO CUCAMONGA	1	100.00%	2,629	0.04%
TOMMY GUNZ & AMMO	Active	8208 EMERALD POINT WAY	93313	BAKERSFIELD	1	100.00%	281	0.36%
STATE OF JEFFERSON OUTDOORS	Active	4907 STRAWBERRY LANE	96064	MONTAGUE	1	100.00%	206	0.49%
SPORTSMAN'S WAREHOUSE #276	Active	27550 EUCALYPTUS AVENUE	92555	MORENO VALLEY	1	100.00%	1,622	0.06%

APPENDIX B: CALIFORNIA FIREARM DEALER INFORMATION 2021-2023 CRIME GUNS

Dealer Name	Dealer Status	Address	Zip	City	2021-2023 Crime Guns	Percent < 1 Year TTC	2021-2023 Firearm Sales	Percent of Sales Recovered as Crime Guns
TURNER'S OUTDOORSMAN	Active	491 W ORANGE SHOW RD	92408	SAN BERNARDINO	734	26.29%	21,499	1.17%
TURNER'S OUTDOORSMAN	Active	17204 HAWTHORNE BLVD	90504	TORRANCE	608	25.66%	20,946	0.85%
TURNER'S OUTDOORSMAN	Active	11336 FIRESTONE BLVD	90650	NORWALK	512	22.85%	26,424	0.61%
RIVER CITY GUN EXCHANGE, INC	Active	2370 FRUITRIDGE RD	95822	SACRAMENTO	470	21.49%	13,567	0.78%
TURNER'S OUTDOORSMAN	Active	2201 E WILLOW ST BLDG M	90755	SIGNAL HILL	434	23.27%	20,454	0.61%
TURNER'S OUTDOORSMAN	Active	835 S ARROYO PKWY	91105	PASADENA	414	28.02%	22,496	0.58%
SECOND AMENDMENT SPORTS INC	Active	2523 MOHAWK ST	93308	BAKERSFIELD	406	7.39%	0	0.00%
OUTDOOR SPORTSMAN	Active	4969 WEST LN	95210	STOCKTON	394	26.40%	14,506	0.86%
TURNERS OUTDOORSMAN	Active	14311 BEAR VALLEY ROAD STE 102	92395	VICTORVILLE	352	23.30%	16,955	0.73%
TURNER'S OUTDOORSMAN	Active	19329 VAN OWEN ST	91335	RESEDA	349	24.36%	21,143	0.60%
TURNERS OUTDOORSMAN	Active	4400 ONTARIO MILLS PKWY STE A	91764	ONTARIO	346	23.70%	21,504	0.47%
MARTIN B RETTING INC	Active	11029 WASHINGTON BLVD	90232	CULVER CITY	337	25.22%	15,110	0.69%
AMMO BROS	Active	820 S ROCKEFELLER AVE UNIT G	91761	ONTARIO	322	32.61%	18,469	0.58%
THE GUN RANGE	Active	3479 ORANGE GROVE AVE STE B C	95660	NORTH HIGHLANDS	288	28.82%	16,583	0.59%
DG 2A ENTERPRISES INC DBA GUN WORLD	Active	3800 W MAGNOLIA BLVD	91505	BURBANK	267	23.22%	14,334	0.69%
TURNERS OUTDOORSMAN	Active	2051 N ROSE AVE #280	93036	OXNARD	264	28.79%	15,545	0.58%
SECOND AMENDMENT SPORTS INC	Active	38-698B EL VIENTO RD	92211	PALM DESERT	244	8.61%	0	0.00%
TRIPLE A'S SPORTING GOODS LLC	Active	1724 SPRINGS RD	94591	VALLEJO	241	14.94%	9,545	0.52%
SPORTSMANS WAREHOUSE 238	Active	8468 N FRIANT RD	93720	FRESNO	237	25.32%	23,879	0.36%
TURNER'S OUTDOORSMAN	Active	365 N AZUSA AVENUE	91791	WEST COVINA	233	20.17%	19,013	0.34%
GUNS DIRECT/JANYA BROS INC	Active	1521 W MAGNOLIA BLVD UNIT B	91506	BURBANK	231	27.71%	17,610	0.42%

Dealer Name	Dealer Status	Address	Zip	City	2021-2023 Crime Guns	Percent < 1 Year TTC	2021-2023 Firearm Sales	Percent of Sales Recovered as Crime Guns
DUNNS DISCOUNT GUNS & SPORTING GOODS	Active	1510 MORENA BLVD F	92110	SAN DIEGO	230	26.96%	18,231	0.45%
TURNERS OUTDOORSMAN	Active	6264 N BLACKSTONE AVENUE	93710	FRESNO	226	41.59%	13,026	0.85%
PROFORCE LAW ENFORCEMENT	Active	2625 STEARMAN ROAD #A	86301		221	16.29%	30,927	0.17%
VALLEY GUN	Active	2728 CHESTER AVE	93301	BAKERSFIELD	214	32.71%	8,718	0.93%
TURNER'S OUTDOORSMAN	Active	4200 CHINO HILLS PARKWAY #600	91709	CHINO HILLS	212	17.92%	16,473	0.29%
TURNER'S OUTDOORSMAN	Active	2246 GRIFFIN WY	92879	CORONA	210	20.00%	17,265	0.28%
TURNERS OUTDOORSMAN	Active	1411 N DAVIS ROAD	93907	SALINAS	197	35.03%	16,098	0.55%
GET A GUN	Active	3903 PATTON WAY SUITE 100	93308	BAKERSFIELD	191	7.85%	0	0.00%
STAGE STOP SPORTING GOODS	Active	1175 BROADWAY	95301	ATWATER	190	40.53%	15,499	0.66%
BASS PRO SHOPS OUTDOOR WORLD	Active	7777 VICTORIA GARDENS LN	91739	RANCHO CUCAMONGA	188	18.62%	20,157	0.23%
TURNER'S OUTDOORSMAN	Active	2040 N TUSTIN AVENUE	92865	ORANGE	187	20.32%	19,165	0.26%
KW DEFENSE INC	Active	1640 N BROADWAY AVENUE	95205	STOCKTON	186	41.94%	11,736	0.86%
ANTIOCH ARMORY INC	Active	625 W 3RD ST	94509	ANTIOCH	184	27.72%	3,786	1.93%
AMMO BROTHERS	Active	820 S ROCKEFELLER AVE UNIT G	91761	ONTARIO	180	25.56%	15,212	0.42%
AMMO BROS	Active	820 S ROCKEFELLER AVE UNIT G	91761	ONTARIO	175	22.29%	10,230	0.52%
TURNER'S OUTDOORSMAN	Active	2523 MOHAWK STREET	93308	BAKERSFIELD	174	57.47%	16,231	1.02%
SOLAR TACTICAL	Active	22287 REDWOOD RD	94546	CASTRO VALLEY	169	44.97%	8,456	1.09%
THE GUN SHOP	Active	44633 SIERRA HWY	93534	LANCASTER	166	43.98%	9,206	0.91%
TURNER'S OUTDOORSMAN	Active	18808 BROOKHURST ST	92708	FOUNTAIN VALLEY	163	16.56%	15,368	0.28%
TURNER'S OUTDOORSMAN	Active	6019 FLORIN RD STE 100-200	95823	SACRAMENTO	163	49.08%	12,256	0.78%
TURNER'S OUTDOORSMAN	Active	2085 MONTIEL ROAD SUITE 104	92069	SAN MARCOS	162	16.05%	14,672	0.25%
ALQUIST ARMS INC	Active	1400 FREITAS PARK	95380	TURLOCK	161	13.66%	11,158	0.29%
REED'S INDOOR RANGE, INC	Active	1100 DUANE AVE	95054	SANTA CLARA	159	25.16%	11,902	0.45%
TURNER'S OUTDOORSMAN	Active	39626 10TH AVE WEST, SUITE I	93551	PALMDALE	154	35.71%	17,044	0.33%
RIFLE GEAR	Active	18065 MOUNT SHAY ST	92708	FOUNTAIN VALLEY	152	15.13%	38,737	0.08%

Dealer Name	Dealer Status	Address	Zip	City	2021-2023 Crime Guns	Percent < 1 Year TTC	2021-2023 Firearm Sales	Percent of Sales Recovered as Crime Guns
BULLSEYESPORT LLC	Active	6710 BROCKTON AVE	92506	RIVERSIDE	152	21.05%	7,111	0.53%
OLDE WEST GUN & LOAN II INC	Active	568 N MARKET ST	96003	REDDING	152	9.21%	8,605	0.26%
GUNS FISHING & OTHER STUFF	Active	7545 B PLEASANT VALLEY RD	95688	VACAVILLE	150	18.67%	6,231	0.56%
CITY ARMS EAST LLC	Active	60 GOLF CLUB RD STE B	94523	PLEASANT HILL	150	31.33%	7,667	0.78%
TURNER'S OUTDOORSMAN	Active	8199 CLAIREMONT MESA BLVD # E	92111	SAN DIEGO	146	21.23%	13,679	0.31%
PENINSULA GUNS AND TACTICAL	Active	360 EL CAMINO REAL	94066	SAN BRUNO	142	36.62%	15,548	0.42%
CALLED2ARMS	Active	501 BANGS AVE STE D	95356	MODESTO	135	22.96%	8,751	0.51%
WESTERN FIREARMS	Active	6621 S ATLANTIC AVE	90201	BELL GARDENS	134	36.57%	3,669	1.58%
TURNERS OUTDOORSMAN	Active	27230 MADISON AVENUE SUITE D	92590	TEMECULA	134	17.91%	12,718	0.19%
TURNERS OUTDOORSMAN	Active	2225 PLAZA PARKWAY SUITE M1-M3	95353	MODESTO	132	43.18%	13,241	0.56%
BEST NET SALES INC DBA ELITE ARMORY	Active	3636 CASTRO VALLEY BLVD 1	94546	CASTRO VALLEY	131	22.90%	8,086	0.51%
THE RANGE PISTOL CLUB INC DBA THE RANGE	Active	5151 N GATES AVENUE	93722	FRESNO	125	12.80%	4,815	0.48%
GUN GALLERY INC	Active	1121 S CENTRAL AVE	91204	GLENDALE	123	25.20%	9,916	0.39%
BASS PRO OUTDOOR WORLD, LLC	Active	1356 BASS PRO DR	95337	MANTECA	122	19.67%	10,017	0.28%
BLUE COLLAR FIREARMS	Active	1270 E WASHINGTON ST SUITE G4	92324	COLTON	122	31.97%	8,187	0.68%
MILPITAS SHOOTING RANGE INC	Active	1655 PLACER CIRCLE	94551	LIVERMORE	121	0.00%	0	0.00%
HIGHLAND GUNS	Active	2600 E HIGHLAND AVE STE A	92346	HIGHLAND	120	39.17%	5,438	1.12%
BURBANK AMMO & GUNS	Active	1313 WEST MAGNOLIA BLVD	91506	BURBANK	120	39.17%	15,049	0.37%
GUNS FISHING & OTHER STUFF 2	Active	7545 B PLEASANT VALLEY RD	95688	VACAVILLE	119	28.57%	9,754	0.42%
TURNERS OUTDOORSMAN	Active	841 ARNELE AVENUE	92020	EL CAJON	117	17.95%	14,087	0.21%
SPORTSMAN'S WAREHOUSE #233	Active	2344 SUNRISE BLVD	95670	RANCHO CORDOVA	116	26.72%	17,070	0.23%
BASS PRO OUTDOOR WORLD LLC	Active	2500 E KEARNEY ST	65898		116	33.62%	16,143	0.32%

Dealer Name	Dealer Status	Address	Zip	City	2021-2023 Crime Guns	Percent < 1 Year TTC	2021-2023 Firearm Sales	Percent of Sales Recovered as Crime Guns
TURNER'S OUTDOORSMAN	Active	38-698B EL VIENTO ROAD	92211	PALM DESERT	116	60.34%	17,249	0.63%
SPORTSMAN'S WAREHOUSE 176	Active	1590 GATEWAY BLVD	94533	FAIRFIELD	115	37.39%	16,229	0.33%
FF FIREARMS INC	Active	121 E WHITTIER BLVD UNIT 1	90640	MONTEBELLO	115	40.00%	7,327	0.81%
SPORTSMAN'S WAREHOUSE 183	Active	1650 W VISALIA PARKWAY	93277	VISALIA	114	29.82%	13,033	0.40%
TURNERS OUTDOORSMAN	Active	636 W HAMMER LANE	95210	STOCKTON	113	45.13%	9,725	0.73%
RSF	Active	2066 MONTECITO DRIVE	91208	GLENDALE	112	57.14%	6,884	1.03%
STOCKTON GUN EXCHANGE	Active	1732 PACIFIC AVE	95204	STOCKTON	111	18.02%	5,445	0.59%
THE SHOOTIST INC	Active	24910 WASHINGTON AVE 100	92562	MURRIETA	108	15.74%	12,852	0.16%
GUN EFFECTS CLOUD 9 FISHING	Active	15333 GALE AVENUE	91745	HACIENDA HEIGHTS	108	27.78%	11,173	0.40%
ROGUE ONE INC DBA WARRIOR ONE GUNS AND AMMO	Inactive	2222 KANSAS AVE STE H	92507	RIVERSIDE	107	14.02%	1,619	1.36%
U.S. PATRIOT ARMORY INC.	Active	13631 PAWNEE ROAD, SUITE 1	92308	APPLE VALLEY	107	46.73%	5,551	1.41%
PRK ARMS	Active	1401 N CLOVIS AVE #101,103,105	93727	FRESNO	106	28.30%	3,147	1.14%
CANYON SPORTS	Active	887 HOWE RD STE F	94553	MARTINEZ	104	16.35%	5,618	0.32%
EVOLUTION SPORTS	Active	490 ALABAMA ST STE 103	92373	REDLANDS	103	35.92%	7,110	0.73%
DISCOUNT GUN MART	Active	8516 N MAGNOLIA AVE STE 201	92071	SANTEE	101	17.82%	10,795	0.23%
SMOKIN BARREL FIREARMS	Active	3222 N DEMAREE STE D	93291	VISALIA	101	33.66%	11,256	0.39%
SPORTSMAN'S WAREHOUSE 149	Active	6640 LONETREE BLVD	95765	ROCKLIN	100	15.00%	15,419	0.16%
CAP TACTICAL FIREARMS LLC	Active	16706 HAWTHORNE BLVD	90260	LAWNDALE	98	34.69%	6,942	0.61%
EXPRESS GUN LOCKER	Active	11873 HESPERIA SUITE A	92345	HESPERIA	98	27.55%	9,578	0.50%
HOOK LINE AND SINKER LLC	Active	112 SANDY LN	94561	OAKLEY	97	30.93%	6,492	0.63%
AMMO BROTHERS	Active	820 S ROCKEFELLER AVE UNIT G	91761	ONTARIO	97	28.87%	7,624	0.52%
CGA GROUP LLC DBA GUNSLA	Active	3906 W BURBANK BLVD	91505	BURBANK	96	35.42%	9,283	0.54%

Dealer Name	Dealer Status	Address	Zip	City	2021-2023 Crime Guns	Percent < 1 Year TTC	2021-2023 Firearm Sales	Percent of Sales Recovered as Crime Guns
IMBERT & SMITHERS	Active	1144 EL CAMINO REAL	94070	SAN CARLOS	94	18.09%	5,118	0.59%
MAXIMUM WHOLESALE INC DBA AMMO BROTHERS	Active	820 S ROCKEFELLER, UNIT G	91761	ONTARIO	94	43.62%	7,616	0.75%
MARKLEY'S INDOOR RANGE AND GUN SHOP	Active	14 BLANCA LN	95076	WATSONVILLE	91	23.08%	3,854	0.73%
SMOKIN BARREL GUNS INC	Active	1775 SURVEYOR AVE	93063	SIMI VALLEY	91	23.08%	10,830	0.35%
SPORTSMAN'S WAREHOUSE # 247	Active	5195 REDWOOD DR.	94928	ROHNERT PARK	91	34.07%	16,281	0.26%
RICK'S AV PAWNSHOP	Active	673 W AVE I	93534	LANCASTER	90	13.33%	4,871	0.45%
CITY ARMS	Active	90 EUREKA SQ STE D	94044	PACIFICA	89	19.10%	6,852	0.34%
ROYAL LOAN	Active	3033 EL CAJON BLVD	92104	SAN DIEGO	87	26.44%	3,162	0.79%
THE GUNS STORE	Active	2333 ARDEN WAY	95825	SACRAMENTO	87	50.57%	2,906	1.86%
BEAR MOUNTAIN SPORTS	Active	8032 DI MILLER DR. UNIT D	93307	BAKERSFIELD	86	25.58%	3,653	0.88%
BUY SELL TRADE IT ALL	Active	5725 STOCKTON BLVD	95824	SACRAMENTO	86	16.28%	2,111	1.04%
TURNERS OUTDOORSMAN	Active	983 E PROSPERITY AVENUE	93274	TULARE	86	41.86%	8,014	0.37%
SECOND AMENDMENT SPORTS INC	Active	12556 JOMANI DRIVE SUITE A	93312	BAKERSFIELD	85	14.12%	0	0.00%
BARNWOOD ARMS	Active	120 E MAIN ST	95366	RIPON	84	16.67%	9,570	0.22%
JUST GUNS	Active	3530 AUBURN BLVD STE 8	95821	SACRAMENTO	84	0.00%	0	0.00%
NOR CAL OUTDOORS, INC DBA NOR CAL GUN VAULT	Active	6761 STANFORD RANCH ROAD STE A	95677	ROCKLIN	84	48.81%	10,166	0.45%
ESTATE JEWELRY EXCHANGE DBA OC GUNS	Active	22762 ASPAN ST STE 203	92630	LAKE FOREST	83	19.28%	11,373	0.21%
B AND G GUNS	Active	1910 SUNKIST CIR	93033	OXNARD	78	33.33%	3,965	0.86%
SACRAMENTO BLACK RIFLE, INC	Active	8095 GREENBACK LANE SUITE B	95610	CITRUS HEIGHTS	78	55.13%	13,778	0.29%
BULLSEYE BISHOP LLC	Active	1584 MERIDIAN AVENUE	95125	SAN JOSE	77	57.14%	9,289	0.64%
BRECO FIREARMS INC	Active	1508 TOLLHOUSE RD STE A	93611	CLOVIS	76	13.16%	8,803	0.11%
DOWN RANGE INDOOR TRAINING CTR	Active	13407 GARNER LN	95973	CHICO	76	31.58%	9,474	0.28%
CENTRAL JEWELRY & LOAN	Active	11031 S CENTRAL AVE #A	91762	ONTARIO	75	26.67%	3,475	0.83%
G AND R LLC, DBA SPORTSMAN'S ARMS	Active	913 LAKEVILLE STREET	94952	PETALUMA	75	20.00%	7,684	0.35%
JERNIGAN SPORTING GOODS INC	Active	82740 MILES AVE	92201	INDIO	74	31.08%	3,415	0.79%
THE TARGET RANGE	Active	16140 COHASSET ST	91406	VAN NUYS	74	17.57%	1,876	1.07%

Dealer Name	Dealer Status	Address	Zip	City	2021-2023 Crime Guns	Percent < 1 Year TTC	2021-2023 Firearm Sales	Percent of Sales Recovered as Crime Guns
GUNTHER GUNS	Active	2717 LOKER AVE W STE B	92010	CARLSBAD	74	40.54%	9,746	0.36%
AMMO BROTHERS	Active	820 S ROCKEFELLER AVE UNIT G	91761	ONTARIO	74	51.35%	7,138	0.55%
GUN EFFECTS	Active	15313 GALE AVE	91745	HACIENDA HEIGHTS	73	0.00%	0	0.00%
SILVERADO SPUR INC/WILD BILLS OLD W TRD CO	Active	10490 E STOCKTON BLVD STE 150	95624	ELK GROVE	72	20.83%	4,833	0.33%
LAMBERT PAWN SHOP	Active	14158 A LAMBERT RD	90605	WHITTIER	72	34.72%	4,446	0.63%
MONGREL TACTICAL EDC, INC	Inactive	947 6TH STREET	93635	LOS BANOS	70	47.14%	4,353	0.85%
CORDELIA GUN EXCHANGE & MANUFACTURING LLC	Active	4733 CENTRAL WY	94534	FAIRFIELD	69	13.04%	6,698	0.18%
RINKOR ARMS INC	Active	2600 MENDOCINO AVE STE C	95403	SANTA ROSA	69	24.64%	9,137	0.22%
RSI TAC LLC DBA RIFLE SUPPLY	Active	16371 GOTHARD STREET SUITE G	92647	HUNTINGTON BEACH	69	56.52%	19,900	0.24%
SPORTSMEN'S SUPPLY	Active	1536 CAMDEN AVE	95008	CAMPBELL	67	0.00%	0	0.00%
AEON TAC INC	Active	18261 GALE AVENUE SUITE C	91748	ROWLAND HEIGHTS	67	34.33%	10,173	0.34%
ELITE ARMORY PLUS	Active	7601 W 11TH STREET	95304	TRACY	67	44.78%	4,748	0.74%
ADDAX TACTICAL	Active	1431 TRUMAN ST UNIT E	91340	SAN FERNANDO	66	22.73%	4,038	0.54%
COUNTER STRIKE FIREARMS	Active	175 N CAWSTON AVE SUITE 115	92545	HEMET	66	27.27%	4,241	0.68%
SOUTHERN CALIFORNIA GUN	Active	4891 CONVOY ST	92111	SAN DIEGO	66	33.33%	8,072	0.32%
COYOTE POINT ARMORY	Active	341 BEACH RD	94010	BURLINGAME	66	18.18%	4,771	0.52%
SPORTSMAN'S WAREHOUSE 186	Active	10536 TRINITY PARKWAY	95219	STOCKTON	66	22.73%	10,553	0.26%
TURNERS OUTDOORSMAN	Active	26613 BOUQUET CANYON ROAD	91350	SANTA CLARITA	66	56.06%	17,743	0.21%
LC ACTION POLICE SUPPLY	Active	1088 N 1ST ST	95112	SAN JOSE	63	6.35%	15,418	0.04%
CALIFORNIA GUN GIRLS LLC	Active	23121 COLTRANE AVE	91321	NEWHALL	63	4.76%	5,037	0.18%
INFRINGED INC DBA RED STAR ARMORY	Active	443 WEST 4TH STREET	92401	SAN BERNARDINO	63	53.97%	2,894	1.35%
IRON SIGHTS SHOOTING RANGE INC	Active	618 AIRPORT RD	92058	OCEANSIDE	62	22.58%	2,919	0.75%
SPORTSMANS WAREHOUSE 232	Active	765 EAST AVE STE 170	95926	CHICO	62	19.35%	10,173	0.15%
TURNERS OUTDOORSMAN	Active	23762 MERCURY ROAD SUITE A	92630	LAKE FOREST	62	27.42%	19,451	0.11%

Dealer Name	Dealer Status	Address	Zip	City	2021-2023 Crime Guns	Percent < 1 Year TTC	2021-2023 Firearm Sales	Percent of Sales Recovered as Crime Guns
7TH STREET PAWN SHOP INC	Active	15160 SEVENTH ST	92395	VICTORVILLE	61	19.67%	1,586	0.44%
ALAMO JEWELRY AND LOAN	Active	544 N AZUSA AVENUE	91791	WEST COVINA	61	27.87%	5,095	0.41%
LAST STAND TACTICAL INC	Active	2821 FLORIN RD	95822	SACRAMENTO	61	45.90%	1,662	2.23%
BASS PRO OUTDOOR WORLD LLC	Active	2500 E KEARNEY ST	65898		60	20.00%	11,205	0.13%
SAN DIEGO GUNS	Active	5995 MISSION GORGE RD STE C	92120	SAN DIEGO	60	40.00%	4,877	0.59%
BJ SPORTING GOODS INC	Active	324 E FLORIDA AVE	92543	HEMET	59	30.51%	2,267	1.28%
UNION LUMBER COMPANY OF MARYSVILLE	Active	P O BOX 990	95901	MARYSVILLE	59	13.56%	5,553	0.23%
TRACY RIFLE AND PISTOL LLC	Inactive	7601 W 11TH ST	95304	TRACY	59	0.00%	0	0.00%
SPORTSMAN'S WAREHOUSE 221	Active	1659 HILLTOP DR	96002	REDDING	59	5.08%	9,033	0.06%
ZAKS GUNS LLC	Active	1906 HOWARD RD	93637	MADERA	59	37.29%	7,172	0.47%
CAMARILLO GUN STORE	Active	1808 E VENTURA BLVD	93010	CAMARILLO	59	23.73%	4,713	0.45%
AMMO DEPOT INC	Active	12181 FOLSOM BLVD STE B	95742	RANCHO CORDOVA	59	15.25%	2,772	0.43%
EXOTIC PISTOL GRIPS	Active	631 EAST ARROW HIGHWAY STE A	91740	GLENDORA	59	44.07%	5,556	0.63%
FOWLER GUN ROOM	Active	358 S TUSTIN	92866	ORANGE	58	0.00%	0	0.00%
BAY AREA GUN VAULT WEST LLC	Inactive	363 W. EL CAMINO REAL	94040	MOUNTAIN VIEW	58	22.41%	4,834	0.50%
SHOOTSOCAL LLC DBA SHOOTSOCAL FIREARMS & TRAINING	Active	1139 S PLACENTIA AVENUE	92831	FULLERTON	58	50.00%	8,788	0.50%
SPORTSMAN'S WAREHOUSE #197	Active	5491 LONE TREE WAY	94513	BRENTWOOD	58	72.41%	19,078	0.27%
GUNSLINGERS GUN SHOP	Active	1141 E ALOSTA AVENUE	91702	AZUSA	56	16.07%	5,190	0.23%
SIERRA ARMS CORP	Active	1408 N CARPENTER ROAD SUITE 1	95351	MODESTO	56	23.21%	4,045	0.57%
2ND AMENDMENT ZONE, INC	Active	750 N. MOUNTAIN AVENUE #C-D	91786	UPLAND	56	42.86%	21,252	0.25%
FINE FIREARMS	Active	8701 LA MESA BLVD	91942	LA MESA	55	21.82%	5,248	0.36%
PWGG LP DBA POWAY WEAPONS & GEAR, PWG RANGE	Active	13550 DANIELSON STREET	92064	POWAY	55	25.45%	10,167	0.16%
29 OUTDOOR GEAR LLC	Active	3431 BROADWAY STREET, SUITE A5	94503	AMERICAN CANYON	55	34.55%	8,558	0.34%

Dealer Name	Dealer Status	Address	Zip	City	2021-2023 Crime Guns	Percent < 1 Year TTC	2021-2023 Firearm Sales	Percent of Sales Recovered as Crime Guns
HERB BAUER SPORTING GOODS, INC	Inactive	6264 N BLACKSTONE	93710	FRESNO	53	0.00%	0	0.00%
PALMDALE PAWNSHOP	Active	410 E PALMDALE BLVD	93550	PALMDALE	53	24.53%	1,691	1.18%
PACIFIC OUTFITTERS UKIAH	Active	1600 5TH STREET	95501	EUREKA	53	22.64%	3,793	0.34%
GET LOADED INC	Inactive	12210 MICHIGAN ST SUITE H	92313	GRAND TERRACE	53	9.43%	135	0.74%
REDWOOD MARINE INC/ DBA RMI OUTDOORS	Active	1240 BROADWAY	95501	EUREKA	52	15.38%	2,653	0.41%
GLOCKSTORE	Inactive	4770 RUFFNER ST	92111	SAN DIEGO	52	0.00%	0	0.00%
ELITE ARMS AND SUPPLY	Inactive	1148 S MAIN ST	95337	MANTECA	52	0.00%	0	0.00%
EQUALIZER ORDNANCE	Active	6108 PANORAMA DR	93306	BAKERSFIELD	52	30.77%	2,533	0.95%
THE ARMORY	Active	2505 N FOWLER AVE STE 101	93727	FRESNO	51	17.65%	1,960	0.77%
KINGS GUN CENTER LLC	Active	426 PARK AVENUE	93230	HANFORD	51	21.57%	4,604	0.22%
ORANGE COUNTY OUTDOORS	Active	2750 HARBOR BLVD A-6	92626	COSTA MESA	51	33.33%	7,070	0.27%
MARSHALL SECURITY TRAINING ACADEMY & RANGE	Active	1457 W EL SEGUNDO BLVD	90222	COMPTON	51	39.22%	819	2.56%
SPORTSMANS SUPPLY INC	Active	1536 CAMDEN AVENUE	95008	CAMPBELL	51	37.25%	7,522	0.40%
J & R SPORTS SUPPLY LLC	Active	2558 B OLD FIRST ST	94550	LIVERMORE	50	18.00%	7,215	0.19%
SHOOTERS PRO SHOP	Active	106 N SUNRISE AVE SUITE C2	95661	ROSEVILLE	50	20.00%	7,110	0.20%
MORRIS LEVIN & SON	Active	1816 SOUTH K ST	93274	TULARE	50	24.00%	7,580	0.18%
ASP ARMORY	Active	921 MERCHANT STREET, SUITE A	95688	VACAVILLE	50	28.00%	7,795	0.24%
GET R GUN	Active	906 S BROADWAY	93454	SANTA MARIA	50	16.00%	2,439	0.62%
TK FIREARMS	Active	1976 E PACIFIC AVE	93274	TULARE	49	51.02%	4,569	0.72%
TAYLOR BEL LLC/RED RIFLE LTD	Active	1505 E DEL AMO BLVD	90746	CARSON	49	48.98%	2,486	1.37%
AO SWORD INC DBA ALPHA OMEGA SWORD	Active	929 E MAIN ST	92021	EL CAJON	49	24.49%	3,789	0.40%
ROOSTER'S FIREARMS INC	Active	98 SOUTH MAIN STREET B2	93465	TEMPLETON	49	18.37%	8,344	0.18%
DUNCAN'S GUNWORKS INC	Active	1619 GRAND AVE	92078	SAN MARCOS	48	22.92%	4,583	0.26%
SOLAR TACTICAL INC	Active	6252 PRESTON AVE	94551	LIVERMORE	48	27.08%	5,128	0.25%
COUNTRY PLEASURES	Active	177 N MAIN ST	93257	PORTERVILLE	48	12.50%	2,278	0.44%
ALQUIST ARMS	Active	120 S CENTER ST	95380	TURLOCK	47	0.00%	0	0.00%
SWEENEY'S SPORTS	Inactive	1537 W IMOLA AVE	94559	NAPA	47	14.89%	922	0.98%

Dealer Name	Dealer Status	Address	Zip	City	2021-2023 Crime Guns	Percent < 1 Year TTC	2021-2023 Firearm Sales	Percent of Sales Recovered as Crime Guns
CARSON JEWELRY & LOAN	Active	22012 AVALON BLVD	90745	CARSON	47	31.91%	2,056	0.88%
CENTRAL VALLEY GUNS	Active	1577 W FRONT ST STE A	93662	SELMA	46	30.43%	3,691	0.43%
SPORTSMAN'S WAREHOUSE #198	Active	2585 TUSCANY STREET	92881	CORONA	46	45.65%	18,815	0.23%
NORTH COUNTY FIREARMS	Active	1440 DESCANSO AVENUE	92069	SAN MARCOS	45	22.22%	4,478	0.33%
TURNER'S OUTDOORSMAN	Active	12556 JOMANI DRIVE SUITE A	93312	BAKERSFIELD	45	53.33%	7,993	0.55%
GUNFIGHTER TACTICAL LLC	Inactive	7190 MIRAMAR RD #115	92121	SAN DIEGO	44	27.27%	2,478	0.32%
SPORTSMAN'S WAREHOUSE 184	Active	3456 BROADWAY	95503	EUREKA	44	25.00%	4,688	0.32%
U S MARINE CORPS EXCHANGE	Active	RETAIL DIV BOX 555020 BLDG1108	92055	CAMP PENDLETON	43	16.28%	4,166	0.38%
SIERRA ARMS CORP	Inactive	1408 N CARPENTER RD STE 1	95351	MODESTO	43	0.00%	0	0.00%
EXPRESS GUN LOCKER	Inactive	11873 HESPERIA RD	92345	HESPERIA	43	0.00%	0	0.00%
THE GUN RANGE SAN DIEGO	Active	7853 BALBOA AVE	92111	SAN DIEGO	43	27.91%	4,872	0.39%
FIREARMS UNKNOWN	Active	1906 OCEANSIDE BLVD SUITE K	92054	OCEANSIDE	43	44.19%	2,881	0.80%
HUNTINGTON SPORTSMAN STORE	Active	601 ORO DAM BLVD EAST	95965	OROVILLE	42	14.29%	2,406	0.37%
EM & M GUNS JEWELRY & LOAN	Active	1124 W CHAPMAN AVE	92868	ORANGE	42	40.48%	3,275	0.64%
ROUTE 66 GUNS & AMMO	Active	1581 W MAIN ST A	92311	BARSTOW	42	11.90%	2,352	0.38%
ROCKLIN ARMORY INC	Inactive	4800 GRANITE DRIVE SUITE B3	95677	ROCKLIN	42	7.14%	1,193	0.08%
BEST JEWELRY & LOAN, INC	Active	15071 AVE 296 E NOBLE	93292	VISALIA	41	24.39%	1,994	0.45%
GRETA'S GUNS INC DBA GRETAS FRMS SALES & TRAINING	Active	4228 LOS ANGELES AVE	93063	SIMI VALLEY	41	9.76%	3,058	0.13%
GOLETA VALLEY GUN & SUPPLY LLC	Active	5669 CALLE REAL	93117	GOLETA	41	34.15%	2,324	0.60%
WILDE BUILT TACTICAL LLC	Active	6045 LAKE MURRAY BLVD	91942	LA MESA	41	51.22%	5,525	0.45%
MTG FIREARMS INC	Active	9174 FRANKLIN BLVD STE B	95758	ELK GROVE	41	4.88%	0	0.00%
HALFCKOCKED GUNSMITHING AND FIREARMS	Active	375 WOODWORTH AVE., SUITE 101A	93612	CLOVIS	41	46.34%	5,107	0.59%

Dealer Name	Dealer Status	Address	Zip	City	2021-2023 Crime Guns	Percent < 1 Year TTC	2021-2023 Firearm Sales	Percent of Sales Recovered as Crime Guns
AMERICAN GUN WORKS INC	Active	1837 W GLENOAKS BLVD	91201	GLENDAL	40	45.00%	2,687	0.71%
SACRAMENTO ARMORY	Active	6238 GREENBACK LN B	95621	CITRUS HEIGHTS	40	0.00%	0	0.00%
DIRTY BIRD INDUSTRIES, LLC	Active	2420 MOHAWK STREET, SUITE 700	93308	BAKERSFIELD	39	82.05%	12,799	0.30%
BLACK DOG ARMORY	Active	40655 GRIMMER BLVD	94538	FREMONT	39	35.90%	5,991	0.37%
CALABOOSE II	Active	6521 LARCHMONT DR	95660	NORTH HIGHLANDS	38	13.16%	634	1.26%
HUNTER'S SUPPLY	Inactive	2260 N FREMONT ST STE 3	93940	MONTEREY	38	0.00%	0	0.00%
ON TARGET ARMS	Active	2120 D COLLEGE AVE	95350	MODESTO	38	42.11%	4,625	0.39%
BILSON'S SPORT SHOP INC	Active	P O BOX 1664	95381	TURLOCK	37	18.92%	1,419	0.56%
LOKEY FIREARMS	Inactive	15650 VINEYARD BLVD SUITE C	95037	MORGAN HILL	37	21.62%	4,266	0.33%
FOOTHILL FIREARM SUPPLY LLC	Active	845 N STATE HWY 49/88	95642	JACKSON	37	16.22%	2,906	0.34%
AEON TAC LLC	Active	13576 HARBOR BLVD B7	92843	GARDEN GROVE	37	67.57%	6,597	0.56%
CENTERFIRE FIREARMS	Inactive	3696 SUNNYSIDE DR	92506	RIVERSIDE	36	0.00%	0	0.00%
LOCAL GUN SUPPLY (LGS)	Active	5209 LAKE ISABELLA BLVD	93240	LAKE ISABELLA	36	33.33%	1,757	0.68%
ISLAND VIEW ENTERPRISES INC	Active	2359 KNOLL DR STE A	93003	VENTURA	36	0.00%	0	0.00%
FOWLER SPORTING GOODS, LLC	Active	358 S TUSTIN STREET	92866	ORANGE	36	52.78%	12,310	0.21%
SAN DEIGO CO FISH & GAME ASSOC DBA P2K SPORTS	Active	2082 WILLOW GLEN DR	92019	EL CAJON	35	5.71%	946	0.21%
CHEVRON GAS & GOODIES	Active	1076 E RANKIN AVE	93274	TULARE	35	20.00%	2,789	0.47%
COACHELLA VALLEY GUNS & TACKLE	Active	77622 COUNTRY CLUB DR STE A	92211	PALM DESERT	35	20.00%	3,262	0.21%
JONES FORT	Active	1600 E CYPRESS AVE STE 2,3,4	96002	REDDING	34	14.71%	3,928	0.20%
PACIFIC MARINE ENG DBA PACIFIC OUTFITTERS, EUREKA	Active	1600 FIFTH ST	95501	EUREKA	34	8.82%	1,345	0.45%
LOS ANGELES POLICE REVOLVER & ATHLETIC CLUB	Active	P O BOX 861148	90086	LOS ANGELES	33	12.12%	5,413	0.07%
MAGNUM RANGE INC	Inactive	766 S LUGO AVE	92408	SAN BERNARDINO	33	27.27%	557	0.72%

Dealer Name	Dealer Status	Address	Zip	City	2021-2023 Crime Guns	Percent < 1 Year TTC	2021-2023 Firearm Sales	Percent of Sales Recovered as Crime Guns
ON-TARGET INDOOR SHOOTING RANGE	Active	27692 CAMINO CAPISTRANO	92677	LAGUNA NIGUEL	33	9.09%	8,130	0.07%
SUTTER ORCHARD SUPPLY LP	Active	573 BRIDGE ST	95991	YUBA CITY	33	9.09%	2,562	0.08%
UNCLE SAMS FIREARMS	Active	4702 N BLACKSTONE AVE	93726	FRESNO	33	0.00%	0	0.00%
INTEGRITY ARMS	Active	906 W LODI AVE	95240	LODI	33	39.39%	5,066	0.26%
AMERICAN FIREARMS	Active	4089 N CLOVIS AVE	93727	FRESNO	32	0.00%	0	0.00%
TIM'S GUN SHOP	Active	72128 ADELAID ST STE D	92276	THOUSAND PALMS	32	21.88%	1,328	0.83%
INSIGHT SHOOTING RANGE INC	Active	17020 ALBURTIS AVE	90701	ARTESIA	32	25.00%	1,176	0.77%
GLASER ARMS	Active	252 HONEYSUCKLE STREET	94513	BRENTWOOD	32	59.38%	5,813	0.40%
SHOOTER'S PARADISE OF YUBA CITY	Active	1407A COLUSA HWY	95993	YUBA CITY	32	43.75%	3,799	0.34%
THE GUN SHOP	Active	44633 N SIERRA HWY	93534	LANCASTER	31	0.00%	0	0.00%
THE GUN ROOM	Active	9221 SURVEY RD	95624	ELK GROVE	31	0.00%	0	0.00%
GUNRUNNER	Inactive	2040 YOSEMITE PKWY	95340	MERCED	31	3.23%	0	0.00%
MCFARLAND FIREARMS	Active	30586 ELMO HWY	93250	MC FARLAND	31	16.13%	1,381	0.51%
BOLSA GUNSMITHING	Active	7404 BOLSA AVE	92683	WESTMINSTER	30	20.00%	3,997	0.25%
R M B ENTERPRISES	Active	913 HANSON COURT	95035	MILPITAS	30	33.33%	8,541	0.12%
CALIFORNIA FINANCIAL SERVICES DBA THE PAWN SHOP	Active	1335 YOSEMITE BLVD	95354	MODESTO	30	33.33%	1,807	0.61%
DEL VALLE GUNSMITHING	Active	224 A REINDOLLAR AVE	93933	MARINA	30	3.33%	2,389	0.08%
BAY AREA GUN VAULT	Active	363 W EL CAMINO REAL	94040	MOUNTAIN VIEW	30	0.00%	0	0.00%
GRUNDMAN'S SPORTING GOODS INC	Active	75 WILDWOOD AVE	95562	RIO DELL	30	10.00%	2,093	0.24%
WANNEYS FIREARMS & GUNSMITHING	Active	5525 SOUTH ST	90713	LAKEWOOD	30	50.00%	3,763	0.43%
BRASS & BASS LLC	Active	39825 ALTA MURRIETA STE B14,15	92563	MURRIETA	30	20.00%	3,762	0.19%
GRACIE NUNEZ & COMPANY LLC	Active	1623 12TH STREET	93654	REEDLEY	30	26.67%	2,109	0.57%
FLESHER'S FIREARMS	Active	15885 MAIN STREET #220	92345	HESPERIA	30	46.67%	2,295	0.83%
SOUTHWEST JEWELRY & LOAN	Active	12101 E FIRESTONE BLVD	90650	NORWALK	29	3.45%	0	0.00%

Dealer Name	Dealer Status	Address	Zip	City	2021-2023 Crime Guns	Percent < 1 Year TTC	2021-2023 Firearm Sales	Percent of Sales Recovered as Crime Guns
PROFESSIONAL FIREARMS	Active	519 W LODI AVE	95240	LODI	29	0.00%	0	0.00%
PD GUN SUPPLY & TOOL INC	Active	2053 GLEN OAKS BLVD	91340	SAN FERNANDO	29	6.90%	1,828	0.33%
REDLANDS PAWN INC	Active	410 N 6TH ST	92373	REDLANDS	29	24.14%	1,579	0.51%
BULLET BARN GUNS	Inactive	161 N MOUNTAIN AVE	91786	UPLAND	29	0.00%	0	0.00%
BEAUMONT SAFE AND LOCK FIREARMS	Active	1663 E 6TH STREET UNIT A	92223	BEAUMONT	29	37.93%	4,364	0.25%
ROWLAND SPORTING GOODS, INC	Active	1725 S NOGALES STREET #108	91748	ROWLAND HEIGHTS	29	31.03%	4,193	0.29%
GLOCKSTORE	Inactive	4770 RUFFNER STREET	92111	SAN DIEGO	29	41.38%	4,000	0.48%
THE OLD WEST GUN ROOM INC	Active	3509 CARLSON BLVD	94530	EL CERRITO	28	14.29%	2,045	0.29%
GUNRUNNERS	Active	2160 E HUNTINGTON DR UNIT D	91010	DUARTE	28	7.14%	1,700	0.24%
MUSTANG FIREARMS & SPORTING GOODS	Active	10893 ALTA ST	95945	GRASS VALLEY	28	21.43%	5,021	0.14%
WALSER'S	Active	23520 TELO AVENUE, SUITE 1	90505	TORRANCE	28	46.43%	3,083	0.62%
INDEPENDENCE GUNS & AMMO	Active	56158 TWENTYNINE PALMS HWY	92284	YUCCA VALLEY	28	35.71%	2,739	0.33%
BIG HORN SPORTING GOODS	Active	6271 PLEASANT VALLEY RD	95623	EL DORADO	27	11.11%	1,829	0.16%
FOUR SEASON'S OUTFITTERS	Active	432 HIGUERA ST	93401	SAN LUIS OBISPO	27	18.52%	3,640	0.19%
STAGE STOP SPORTING GOODS	Inactive	1175 BROADWAY	95301	ATWATER	27	0.00%	0	0.00%
THE OUTDOORSMAN	Active	1402 E GRAND AVENUE, SUITE B	93420	ARROYO GRANDE	27	29.63%	2,292	0.44%
J AND L GUNS N STUFF, INC DBA GUNS N STUFF	Active	5147 MADISON AVENUE	95841	SACRAMENTO	27	29.63%	1,779	0.62%
TURNERS OUTDOORSMAN	Active	2004 PREISKER LANE SUITE 1	93454	SANTA MARIA	27	51.85%	8,018	0.29%
JIM'S TRADING POST	Active	6741 N CEDAR AVENUE	93710	FRESNO	27	33.33%	4,316	0.37%
BUCKSPORT SPORTING GOODS, INC	Active	3650 BROADWAY	95503	EUREKA	26	15.38%	676	0.59%
THE STOCKADE	Active	8061 WESTMINSTER AVE	92683	WESTMINSTER	26	0.00%	0	0.00%
BRIDGE SPORTSMEN'S CENTER INC	Active	1319 SPRING ST, SUITE 102	93446	PASO ROBLES	26	7.69%	2,263	0.13%

Dealer Name	Dealer Status	Address	Zip	City	2021-2023 Crime Guns	Percent < 1 Year TTC	2021-2023 Firearm Sales	Percent of Sales Recovered as Crime Guns
ORANGE COUNTY INDOOR SHOOTING RANGE	Inactive	684 N BERRY ST C	92821	BREA	26	7.69%	3,202	0.09%
FORT COURAGE ARMORY	Active	1727 LOS ANGELES AVENUE	93065	SIMI VALLEY	26	19.23%	4,175	0.07%
WHITTEN SALES	Active	12812 VALLEY VIEW ST SUITE 13	92845	GARDEN GROVE	26	53.85%	3,766	0.27%
WEST COAST AMMO	Inactive	41892 ENTERPRISE CIR SO STE B	92590	TEMECULA	26	30.77%	907	0.55%
AL'S GUNS AND GEAR	Active	1338 W 6TH STREET	92882	CORONA	26	42.31%	1,953	0.77%
EUROARMS INC	Active	2834 W VALLEY BLVD	91803	ALHAMBRA	25	32.00%	422	2.13%
ONCE A PAWN A TIME	Active	712 E BROADWAY	91205	GLENDALE	25	4.00%	685	0.58%
FREEDOM ARMS	Active	2641 N SUNNY SIDE AVE #103	93727	FRESNO	25	32.00%	745	1.61%
STAGE STOP SPORTING GOODS	Active	P O BOX 1442	95338	MARIPOSA	25	32.00%	2,759	0.25%
M & J GUN TRADE	Active	2330 J ST	95815	SACRAMENTO	25	0.00%	0	0.00%
GOODLAND GUNS & SHOOTER SUPPLY	Active	5731 HOLLISTER AVE	93117	GOLETA	25	20.00%	1,324	0.38%
BOZARTH INC DBA BAKERSFIELD AMMO AND GUN SALES	Inactive	4208 ROSEDALE HWY STE 205	93308	BAKERSFIELD	25	0.00%	0	0.00%
ANGELES ARMORY, INC	Active	12651 LITTLE TUJUNGA CANYON RD	91342	SYLMAR	25	20.00%	4,979	0.18%
COYOTE POINT ARMORY	Active	P O BOX 1631	95457	LOWER LAKE	25	12.00%	1,782	0.67%
JEPSONS GUNS AND AMMO	Active	34940 YUCAIPA BLVD	92399	YUCAIPA	25	52.00%	2,875	0.56%
ARMED AGENTS DBA WARRIOR ONE GUNS AND AMMO	Active	2222 KANSAS AVENUE SUITE H	92507	RIVERSIDE	25	64.00%	4,526	0.55%
THE GUN SHOP	Active	510 BROADWAY	92243	EL CENTRO	24	20.83%	1,158	0.43%
GLADWIN GUNS AND AMMO	Active	6493 E OLIVE AVE	95340	MERCED	24	41.67%	2,840	0.46%
JACKSON ARMS	Active	152 UTAH AVE STE 140	94080	SOUTH SAN FRANCISCO	24	0.00%	0	0.00%
B & G GUNS INC	Inactive	1910 SUNKIST CR	93033	OXNARD	24	0.00%	0	0.00%
THE FIRING LINE	Active	1173 DAYTON AVE #103A	93612	CLOVIS	24	20.83%	1,986	0.25%
KIWI'S CUSTOM GUNS, INC DBA KCG	Active	3332 SANTA FE STREET	95367	RIVERBANK	24	20.83%	3,211	0.22%
MR & MRS PET LLC	Inactive	17538 MARENGO DR	91748	ROWLAND HEIGHTS	24	0.00%	0	0.00%
KARLS HARDWARE INC	Active	2700 DIAMOND ST	93560	ROSAMOND	24	20.83%	2,080	0.34%

Dealer Name	Dealer Status	Address	Zip	City	2021-2023 Crime Guns	Percent < 1 Year TTC	2021-2023 Firearm Sales	Percent of Sales Recovered as Crime Guns
DISCREET DEFENSE	Active	1705 AIRPORT BLVD G	96080	RED BLUFF	24	37.50%	906	0.99%
CROSSHAIRS GUN STORE	Active	3902 PACIFIC COAST HWY SUITE D	90505	TORRANCE	24	45.83%	6,630	0.24%
SIERRA GUN SUPPLY	Active	552 GRASS VALLEY HWY	95603	AUBURN	23	8.70%	1,849	0.16%
BASTIANI ARMS	Active	2539 LARKSPUR LN	96002	REDDING	23	0.00%	1,042	0.29%
VALLEY JEWELRY AND LOAN INC	Active	P.O. BOX 7747	92375	REDLANDS	23	39.13%	419	2.15%
SACRAMENTO BLACK RIFLE INC	Inactive	6671 BLUE OAKS BLVD	95765	ROCKLIN	23	0.00%	0	0.00%
CALIFORNIA SHOOTING SPORTS, LLC	Active	2045 W BRIGGSMORE AVE A9	95350	MODESTO	23	26.09%	808	0.87%
FONTANA JEWELRY AND LOAN	Active	P O BOX 8280	92375	REDLANDS	23	26.09%	398	1.51%
PERRYS SPORTING GOODS	Active	4654 SCOTTS VLY DR BOX 7 STE 2	95066	SCOTTS VALLEY	23	26.09%	2,622	0.27%
CHULA VISTA GUN STORE	Active	319 BROADWAY AVE	91910	CHULA VISTA	23	56.52%	2,090	0.67%
NORCAL TACTICAL	Active	1178 HARTLEY WAY	95991	YUBA CITY	23	60.87%	2,689	0.78%
TURNER'S OUTDOORSMAN	Active	9200 FAIRWAY DRIVE SUITE 130	95678	ROSEVILLE	23	30.43%	11,748	0.09%
LINCOLN GUN EXCHANGE	Active	P O BOX 916	95648	LINCOLN	22	18.18%	4,671	0.13%
CENCAL TACTICAL	Inactive	3525 MITCHELL RD D	95307	CERES	22	0.00%	0	0.00%
NOR CAL GUN VAULT LLC	Inactive	6761 STANFORD RANCH RD STE A	95677	ROCKLIN	22	0.00%	0	0.00%
ASK DEFENSIVE TRAINING CO.	Active	1399 WEST COLTON AVE. #6	92374	REDLANDS	22	27.27%	3,372	0.18%
SPORTSMAN'S WAREHOUSE #192	Active	111 RANCH DRIVE	95035	MILPITAS	22	0.00%	0	0.00%
CAPS ARMORY LLC	Active	1455 MONTEREY PASS RD STE 110	91754	MONTEREY PARK	22	59.09%	4,672	0.41%
GET LOADED INC	Active	12210 MICHIGAN STREET SUITE H	92313	GRAND TERRACE	22	77.27%	3,639	0.60%
SECURITY SIX	Active	22698 MISSION BLVD	94541	HAYWARD	21	33.33%	809	1.11%
THE GRANT BOYS INC	Inactive	1750 NEWPORT BLVD	92627	COSTA MESA	21	0.00%	0	0.00%
WILD SPORTS	Inactive	P O BOX 797	95662	ORANGEVALE	21	0.00%	0	0.00%
GUSSLER'S	Active	9334 DEMPSTER DRIVE	92071	SANTEE	21	14.29%	6,016	0.10%
MAJESTIC JEWELRY & LOAN	Active	1924 TULARE ST	93721	FRESNO	21	14.29%	438	0.68%

Dealer Name	Dealer Status	Address	Zip	City	2021-2023 Crime Guns	Percent < 1 Year TTC	2021-2023 Firearm Sales	Percent of Sales Recovered as Crime Guns
BEAR ARMS	Active	57205 29 PALMS HWY	92284	YUCCA VALLEY	21	0.00%	0	0.00%
COBRA TACTICAL INC	Active	28910 AVENUE PENN UNIT 210	91355	VALENCIA	21	28.57%	5,421	0.18%
VC DEFENSE	Active	3166 E THOUSAND OAKS BLVD	91362	THOUSAND OAKS	21	14.29%	4,336	0.14%
ARMY & AIR FORCE EXCHANGE SERVICE/ PALMER	Active	483 N AVIATION BLVD BLDG 252	90245	EL SEGUNDO	21	14.29%	1,465	0.48%
FAITH ARMORY LLC	Active	41669 WINCHESTER RD STE 101	92590	TEMECULA	21	0.00%	0	0.00%
FIREARMS ACADEMY	Active	623 N MAIN STREET SUITE D8	92880	CORONA	21	38.10%	1,535	0.72%
RICHARDSON TACTICAL, LLC	Inactive	1984 NATIONAL AVENUE	94545	HAYWARD	21	19.05%	341	0.88%
JUM-PAWN-IT	Active	6542 MAGNOLIA AVENUE	92506	RIVERSIDE	21	47.62%	1,088	1.01%
W K LEWIS	Active	5060 ROSEVILLE RD	95660	NORTH HIGHLANDS	20	0.00%	0	0.00%
RANCHO CORDOVA GUNS & AMMO	Active	1951 ZINFANDEL DR	95670	RANCHO CORDOVA	20	30.00%	1,406	0.36%
AMERICAN SHOOTING CENTER INC	Active	5590 RUFFIN RD	92123	SAN DIEGO	20	0.00%	0	0.00%
KITTLE'S OUTDOOR & SPORT COMPANY	Active	888 MARKET ST	95932	COLUSA	20	20.00%	4,947	0.10%
HONEY LAKE FIREARMS & GUIDE SERVICE	Active	600 MAIN ST	96130	SUSANVILLE	20	30.00%	3,282	0.18%
SO CAL SHARPSHOOTER	Inactive	1827 W 208TH ST	90501	TORRANCE	20	15.00%	246	1.22%
EDWARDS MAIN EXCHANGE	Active	240 W FITZGERALD	93524	EDWARDS	20	15.00%	1,468	0.07%
LOCKEFORD JEWELRY AND LOAN	Inactive	P O BOX 197	95237	LOCKEFORD	20	15.00%	991	0.61%
INDEPENDENCE GUNS & AMMO	Active	8205 KEATS AVE	92284	YUCCA VALLEY	20	0.00%	0	0.00%
CITRUS JEWELRY & LOAN INC DBA JUM-PAWN-IT	Active	1991 MENTONE BLVD	92359	MENTONE	20	10.00%	502	0.60%
ELSINORE PAWN INC.	Active	16655 LAKESHORE DR.	92530	LAKE ELSINORE	20	20.00%	1,693	0.35%
NIELSEN ARMS	Active	9745 ARLETA AVENUE	91331	PACOIMA	20	45.00%	1,109	0.72%
FRESNO FIREARMS LTD	Active	6121 N BLACKSTONE	93710	FRESNO	19	0.00%	0	0.00%
J & G GUNSMITHING INC	Active	7680 BARTON RD	95746	GRANITE BAY	19	21.05%	2,767	0.07%
EL CAJON GUN EXCHANGE	Active	427 BROADWAY	92021	EL CAJON	19	0.00%	0	0.00%
RANGE MASTER	Active	P O BOX 24	93456	SANTA MARIA	19	10.53%	2,461	0.16%

Dealer Name	Dealer Status	Address	Zip	City	2021-2023 Crime Guns	Percent < 1 Year TTC	2021-2023 Firearm Sales	Percent of Sales Recovered as Crime Guns
RANSBERGER CAL CUSTOMS LLC	Active	110 E HAWTHORNE ST	92028	FALLBROOK	19	26.32%	3,961	0.15%
GUNS AMMO AND ACCESSORIES INC	Active	11324 GREENWOOD WY	91762	ONTARIO	19	47.37%	518	1.54%
RED SEAL ARMS	Active	102 N ASHWOOD AVE	93003	VENTURA	19	5.26%	161	0.62%
BEEBE FAMILY ARMS & MUNITIONS	Active	1032 S MAIN AVENUE	92028	FALLBROOK	19	21.05%	1,206	0.33%
FIREARMS UNKNOWN	Active	416 NATIONAL CITY BLVD STE 102	91950	NATIONAL CITY	19	52.63%	1,283	1.09%
TACTICAL ARMS GROUP	Active	2412 E THOUSAND OAKS BLVD	91362	THOUSAND OAKS	19	57.89%	3,416	0.56%
DOM'S SURPLUS INC	Inactive	1870 FIRST ST	94550	LIVERMORE	18	16.67%	455	0.22%
OUTDOOR WORLD	Active	1855 41ST AVE. SUITE F11	95010	CAPITOLA	18	0.00%	0	0.00%
SPENCER'S FIREARMS, INC	Inactive	14402 HWY 41 STE A	93636	MADERA	18	0.00%	0	0.00%
HIGH BRIDGE ARMS INC	Active	3185 MISSION ST	94110	SAN FRANCISCO	18	0.00%	0	0.00%
ANNIES GUNS	Active	40655 GRIMMER BLVD	94538	FREMONT	18	0.00%	0	0.00%
OMNI EQUIPMENT SOLUTIONS, INC	Inactive	4855 RUFFNER STREET, SUITE D1	92111	SAN DIEGO	18	0.00%	0	0.00%
FOOTHILL FIREARMS	Active	213 TAYLOR RD	95658	NEWCASTLE	18	11.11%	4,267	0.05%
MARIN FIREARMS RETAIL, INC	Active	500 ALAMEDA DEL PRADO	94949	NOVATO	18	16.67%	2,269	0.35%
MARKELL, INC	Active	6119 OLD REDWOOD HWY #B1	95403	SANTA ROSA	18	61.11%	2,238	0.54%
GRIZZLY FIREARMS INC	Inactive	13310 LOS ALAMITOS COURT	92555	MORENO VALLEY	18	50.00%	2,005	0.60%
TULARE PAWN AND JEWELRY	Active	110 SOUTH K STREET	93274	TULARE	18	61.11%	1,166	1.11%
ACCURACY CA LLC DBA CA OUTDOORS	Active	5993 JADEITE AVENUE	91737	RANCHO CUCAMONGA	18	55.56%	2,063	0.48%
ALEX IMPORTS	Active	7839 UNIVERSITY AVE 104	91942	LA MESA	17	0.00%	0	0.00%
HILLCREST PAWNBROKERS	Active	3748 6TH AVE	92103	SAN DIEGO	17	41.18%	1,180	0.68%
NWE	Inactive	1070 N STATE ST	95482	UKIAH	17	0.00%	0	0.00%
B2 ENTERPRISES INC	Inactive	7950 REDWOOD DR STE 6	94931	COTATI	17	0.00%	0	0.00%
ORANGE COAST AUCTIONS	Active	1501 N RAYMOND AVE SUITE B	92801	ANAHEIM	17	17.65%	3,854	0.05%
WEST COAST SURVIVAL ARMS	Active	939 MONSERATE AVE	91911	CHULA VISTA	17	29.41%	4,155	0.17%
SACRAMENTO GUN CLUB LLC	Active	9857 HORN RD	95827	SACRAMENTO	17	11.76%	1,604	0.06%

Dealer Name	Dealer Status	Address	Zip	City	2021-2023 Crime Guns	Percent < 1 Year TTC	2021-2023 Firearm Sales	Percent of Sales Recovered as Crime Guns
ECLIPSE FIREARMS AND TRAINING LLC	Active	745 W PACHECO BLVD SUITE 2	93635	LOS BANOS	17	29.41%	1,585	0.44%
G4 FIREARMS	Active	428 LARKFIELD CENTER	95403	SANTA ROSA	17	47.06%	2,624	0.42%
LIBERTY GUNS AND AMMO	Active	49 CALIFORNIA STREET	95252	VALLEY SPRINGS	17	35.29%	2,665	0.41%
RAY FRANCIS COX	Active	2705 DEER TRAIL CT	93306	BAKERSFIELD	16	56.25%	1,659	0.36%
GUNS4US INC	Active	409 S CHINA LAKE BLVD	93555	RIDGECREST	16	18.75%	1,129	0.27%
BRIAN NUSSBAUM AND ASSOCIATES	Active	1020 EDWARDS ROAD	94010	BURLINGAME	16	6.25%	2,137	0.05%
BIG 5 SPORTING GOODS 42	Active	P O BOX 92088	90009	LOS ANGELES	16	12.50%	458	0.66%
BORDER TACTICAL	Active	925 NORTH IMPERIAL AVE	92243	EL CENTRO	16	0.00%	0	0.00%
UG IMPORTS LLC	Active	39275 STATE ST 1	94538	FREMONT	16	12.50%	4,025	0.02%
SCHMIDT FIREARMS INC	Active	808 PINER RD	95403	SANTA ROSA	16	0.00%	0	0.00%
PRK ARMS	Active	1401 N CLOVIS AVE STE 101	93727	FRESNO	16	0.00%	0	0.00%
SPUR R GUNS	Active	90 COPPER COVE DRIVE, SUITE C	95228	COPPEROPOLIS	16	37.50%	1,507	0.53%
MIL SPEC ARMORY INC	Inactive	1584 MERIDIAN AVE	95125	SAN JOSE	16	0.00%	0	0.00%
SANTA CRUZ ARMORY	Inactive	10 CAMP EVERS LN	95066	SCOTTS VALLEY	16	0.00%	0	0.00%
SOUTHERN SHOOTERS SUPPLY	Active	120 EAST F ST	93561	TEHACHAPI	15	26.67%	1,444	0.35%
MARKSMNSHP CONSULTANTS/CORDOVA SHOOTING CTR	Inactive	4202 BORDERLANDS DRIVE	95742	RANCHO CORDOVA	15	0.00%	0	0.00%
TIMONEY'S	Active	1634 BARTRAM WY	92019	EL CAJON	15	20.00%	1,345	0.22%
BIG 5 SPORTING GOODS 40	Active	P O BOX 92088	90009	LOS ANGELES	15	6.67%	560	0.54%
BATTLEFIELD ADVENTURES	Active	2035 E THOMPSON BLVD	93001	VENTURA	15	46.67%	3,193	0.22%
TACTICAL DEFENSE SURVIVAL	Inactive	4881 GRANITE DR	95677	ROCKLIN	15	0.00%	0	0.00%
BULLSEYE CASTRO VALLEY GUN SHOP	Inactive	22287 REDWOOD RD	94546	CASTRO VALLEY	15	0.00%	0	0.00%
WIMPEYS PAWN SHOP INC	Active	750 W FOOTHILL BLVD	91702	AZUSA	15	40.00%	325	2.15%
APPOINTED GEAR	Active	1200 N JEFFERSON ST STE P	92807	ANAHEIM	15	33.33%	953	0.73%
ACES JEWELRY AND LOAN INC	Active	P O BOX 7793	92375	REDLANDS	15	13.33%	911	0.22%
SHOOTIN SHACK GUNS	Inactive	3443 LAGUNA BLVD STE 116	95758	ELK GROVE	15	0.00%	0	0.00%
SHOTGUN JOHNNYS	Active	5529 SUNFIELD WAY	95368	SALIDA	15	0.00%	0	0.00%

Dealer Name	Dealer Status	Address	Zip	City	2021-2023 Crime Guns	Percent < 1 Year TTC	2021-2023 Firearm Sales	Percent of Sales Recovered as Crime Guns
LINCOLN PAWN SHOP	Active	2673 W LINCOLN AVE	92801	ANAHEIM	15	33.33%	490	1.43%
SOLANOS ALPINE HARDWARE	Active	P O BOX 870	96094	WEED	15	40.00%	2,265	0.22%
CHAPARRAL COIN AND GUN LLC	Active	24710 WASHINGTON AVE STE 1	92562	MURRIETA	15	26.67%	2,895	0.28%
RED BLUFF SPORTING GOODS	Active	501 MADISON ST	96080	RED BLUFF	15	33.33%	2,830	0.28%
INLAND BUILDERS SUPPLY INC DBA ACE HARDWARE 4353	Active	1224 W HOBSONWAY	92225	BLYTHE	15	33.33%	1,341	0.52%
GOLDEN STATE ARMS	Active	788 E ALOSTA AVENUE	91702	AZUSA	15	26.67%	3,826	0.16%
LOYAL ARMS, LLC	Active	101 PARKSHORE DRIVE	95630	FOLSOM	15	53.33%	4,217	0.28%
LOS ANGELES CERAKOTE	Active	13750 SOUTH PRAIRIE AVE STE 1	90250	HAWTHORNE	15	66.67%	1,810	0.61%
THE RANGE US L.L.C.	Active	13235 GRASS VALLEY STE B	95945	GRASS VALLEY	14	14.29%	3,954	0.05%
REDDING INDOOR SHOOTING RANGE	Active	4765 CATERPILLAR RD	96003	REDDING	14	14.29%	736	0.54%
HUMBOLDT BAY TRADING COMPANY	Active	1435 FIFTH ST	95501	EUREKA	14	0.00%	611	0.16%
JOHN MCCORMICK'S GUNS & AMMO INC	Inactive	2711 N BLACKSTONE	93703	FRESNO	14	0.00%	0	0.00%
GOLDEN STATE TACTICAL	Inactive	4572 CHICAGO AVE	95628	FAIR OAKS	14	0.00%	0	0.00%
MOSQUITO CREEK OUTFITTERS	Active	3000 MOSQUITO RD	95667	PLACERVILLE	14	14.29%	2,913	0.10%
METAL DOG	Inactive	2128 N FIRST ST STE D	95131	SAN JOSE	14	0.00%	0	0.00%
BEALE MAIN STORE	Active	17600 25TH ST BLDG 2434	95903	BEALE AFB	14	21.43%	1,035	0.29%
ARMY & AIR FORCE EXCHANGE SERVICE	Active	P O BOX 1505	94535	TRAVIS AFB	14	28.57%	3,856	0.13%
FIREARMS UNLIMITED CALIFORNIA	Active	450 FLETCHER PARKWAY STE #208	92020	EL CAJON	14	78.57%	3,697	0.24%
ARMY NAVY STORE	Active	131 S GLASSELL ST	92866	ORANGE	13	38.46%	1,441	0.35%
M M I WHOLESALE	Active	5375 INDUSTRIAL DR STE 107	92649	HUNTINGTON BEACH	13	7.69%	1,414	0.14%
LITTLE JOHN'S INC	Inactive	1740 W LA VETA	92868	ORANGE	13	15.38%	1,851	0.16%
SCHUMACHERS WATERFOWL SUPPLY DBA EVAN'S GUN WORLD	Active	1637 N BRIAN	92867	ORANGE	13	23.08%	3,076	0.20%

Dealer Name	Dealer Status	Address	Zip	City	2021-2023 Crime Guns	Percent < 1 Year TTC	2021-2023 Firearm Sales	Percent of Sales Recovered as Crime Guns
CASH LOAN INC	Active	230 MILLER AVE	94080	SOUTH SAN FRANCISCO	13	0.00%	0	0.00%
DEL NORTE PAWN AND JEWELRY	Active	307 S HWY 101	95531	CRESCENT CITY	13	7.69%	354	0.85%
OLE BOY OUTDOOR INC	Active	12556 JOMANI DR STE A	93312	BAKERSFIELD	13	0.00%	0	0.00%
BIG 5 SPORTING GOODS 420	Active	P O BOX 92088	90009	LOS ANGELES	13	7.69%	390	1.03%
DIGITAL INSTINCTS	Inactive	1101 REED AVE UNIT B	94086	SUNNYVALE	13	0.00%	0	0.00%
BEAUMONT SHOOTING RANGE, INC	Active	877 W 4TH ST UNIT D	92223	BEAUMONT	13	38.46%	479	1.04%
ORO JEWELRY AND LOAN	Active	1827 OROVILLE DAM BLVD E	95966	OROVILLE	13	23.08%	1,221	0.16%
GUYS, GALS & GUNS	Active	10 NOVE WAY L	95252	VALLEY SPRINGS	13	0.00%	0	0.00%
SUBURBAN ARMORY	Active	7850 WHITE LN E271	93309	BAKERSFIELD	13	0.00%	0	0.00%
FREY'S GUN SHOP 2	Active	312 S LOCUST ST	93555	RIDGECREST	13	30.77%	1,222	0.41%
PORT ARMS	Active	31253 GANADO DR	90275	RANCHO PALOS VERDES	13	0.00%	1,956	0.46%
FRED'S FIREARMS	Active	136 N YOSEMITE AVENUE	95361	OAKDALE	13	23.08%	2,795	0.18%
LEFT COAST TACTICAL	Active	3346 MATHER FIELD ROAD	95670	RANCHO CORDOVA	13	0.00%	0	0.00%
DOUBLE-TAP FIREARMS	Active	4200 EVE STREET	93307	BAKERSFIELD	13	30.77%	1,162	0.77%
FAST RESPONSE SECURITY, INC	Active	32287 CASTAIC ROAD	91384	CASTAIC	13	23.08%	120	2.50%
VETERAN'S ARMORY LLC	Active	3936 PHELAN ROAD, SUITE B-13	92371	PHELAN	13	53.85%	1,411	0.28%
EMPIRE GUNS & AMMO	Active	6617 MAGNOLIA AVENUE	92506	RIVERSIDE	13	84.62%	1,599	0.81%
BAIN & DAVIS INC	Active	267 S SAN GABRIEL BLVD A/B	91776	SAN GABRIEL	12	0.00%	0	0.00%
BIG 5 SPORTING GOODS 123	Active	1746 WEST OLIVE AVE	95348	MERCED	12	0.00%	0	0.00%
ALL STATE POLICE EQUIPMENT CO INC	Active	P O BOX 40	91711	CLAREMONT	12	8.33%	3,244	0.03%
GUNS OF DISTINCTION	Active	73360 HWY 111 STE 5 & 6	92260	PALM DESERT	12	0.00%	0	0.00%
THE FIRING PIN	Active	10902 GRAND AVE UNIT E	91780	TEMPLE CITY	12	25.00%	2,833	0.11%
FRED ADAM SMITH	Inactive	132 N YOSEMITE AVE	95361	OAKDALE	12	0.00%	0	0.00%
BOB'S GUN SHOP	Active	13971 JACKSON AVE	93230	HANFORD	12	8.33%	1,145	0.35%

Dealer Name	Dealer Status	Address	Zip	City	2021-2023 Crime Guns	Percent < 1 Year TTC	2021-2023 Firearm Sales	Percent of Sales Recovered as Crime Guns
TJ NORTH'S	Active	313 D ST	95901	MARYSVILLE	12	0.00%	0	0.00%
BULLSEYE SHOOTING RANGE & FIREARMS STORE	Active	1281 ANDERSEN DR STE K	94901	SAN RAFAEL	12	0.00%	0	0.00%
MAIN EXCHANGE BLDG 1502	Active	MCCS BLDG 1502 BOX 788150	92278	TWENTYNINE PALMS	12	16.67%	1,762	0.17%
SHOOTERS WAREHOUSE	Inactive	9550 MICRON AVE B	95827	SACRAMENTO	12	0.00%	0	0.00%
THE HUNTERS BLIND	Active	671 MALTMAN DRIVE STE 1	95945	GRASS VALLEY	12	8.33%	919	0.22%
TACTI-COOL GUNS & GEAR INC	Active	2004 PREISKER LN STE I	93454	SANTA MARIA	12	0.00%	0	0.00%
SHOOTERS WAREHOUSE & SUPPLY	Active	922 SHEPPARD CT STE A	95361	OAKDALE	12	8.33%	1,467	0.14%
JPRO ARMS LLC	Active	1367 TOLSTOY WY	92506	RIVERSIDE	12	25.00%	1,317	0.61%
KILROY'S	Inactive	P O BOX 780	95691	WEST SACRAMENTO	12	0.00%	0	0.00%
DURHAM GUNS & AMMO	Active	9385 MIDWAY	95938	DURHAM	12	25.00%	4,269	0.07%
SMITH & DAVIDSON INC. DBA ARCADIA FIREARMS SAFETY	Active	150 E DUARTE ROAD	91006	ARCADIA	12	25.00%	1,135	0.44%
ROGERS DEFENSE	Active	4045 BOUTON DRIVE	90712	LAKEWOOD	12	33.33%	913	0.77%
LAKEPORT CAMPER & TRUCK	Active	55 5TH STREET	95453	LAKEPORT	12	25.00%	2,186	0.41%
WESTSIDE ARMS	Active	518 KERN STREET	93268	TAFT	12	41.67%	1,236	0.57%
RYENEX, INC DBA DIVISION ARMORY	Active	6721 PALM DRIVE	91701	RANCHO CUCAMONGA	12	58.33%	5,247	0.13%
OSMENA INC DBA WEST COAST FIREARMS & AMMO	Active	27911 JEFFERSON AVENUE #107	92590	TEMECULA	12	91.67%	4,701	0.26%
SPORTSMAN'S WAREHOUSE #259	Active	8217 LAGUNA BLVD	95758	ELK GROVE	12	66.67%	8,715	0.14%
GATEWAY PAWN SHOP INC	Active	1139 RAILROAD AVE	93612	CLOVIS	11	18.18%	883	0.68%
INLAND 2A	Active	1360 BASEL PLACE	92506	RIVERSIDE	11	0.00%	0	0.00%
THEODORE WILLIAM STOCKLI	Active	129 12TH ST	94590	VALLEJO	11	18.18%	419	0.24%
ARMOR LOAN OFFICE INC	Inactive	332 D ST	95901	MARYSVILLE	11	0.00%	0	0.00%
BIG 5 SPORTING GOODS 55	Active	P O BOX 92088474	90009	LOS ANGELES	11	0.00%	222	0.45%
BIG 5 SPORTING GOODS 73	Active	P O BOX 92088	90009	LOS ANGELES	11	9.09%	277	0.72%
SDP SALES	Active	15171 CORONADO ST	92683	WESTMINSTER	11	0.00%	0	0.00%
BIG 5 SPORTING GOODS 305	Active	P O BOX 92088	90009	LOS ANGELES	11	0.00%	0	0.00%
SIERRA SPORTSMAN INC	Active	1488 W OLIVE AVE	93257	PORTERVILLE	11	0.00%	0	0.00%
LAKE COUNTY GUNS	Inactive	422 S MAIN STREET	95453	LAKEPORT	11	0.00%	0	0.00%

Dealer Name	Dealer Status	Address	Zip	City	2021-2023 Crime Guns	Percent < 1 Year TTC	2021-2023 Firearm Sales	Percent of Sales Recovered as Crime Guns
BIG 5 SPORTING GOODS 395	Active	P O BOX 92088	90009	LOS ANGELES	11	18.18%	272	0.74%
STRAIGHTLINE TACTICAL	Active	327 S MAGNOLIA AVE	92804	ANAHEIM	11	0.00%	0	0.00%
DIAMOND JEWELRY AND LOAN INC	Active	P O BOX 1816	93456	SANTA MARIA	11	18.18%	588	1.02%
SHOOTERS WAREHOUSE	Active	6412 C TUPELO DR	95621	CITRUS HEIGHTS	11	0.00%	0	0.00%
CLOVIS OLD WEST ARMS	Active	520 CLOVIS AVE STE B	93611	CLOVIS	11	0.00%	0	0.00%
REAGANS SPORTING GOODS	Active	963 NORTH MAIN ST	93514	BISHOP	11	0.00%	0	0.00%
OMG TACTICAL ARMORY	Inactive	1764 SUNNYDALE AVE	93065	SIMI VALLEY	11	0.00%	0	0.00%
BERRY CREEK GUNS	Active	675 ORO DAM BLVD EAST STE B	95965	OROVILLE	11	0.00%	0	0.00%
J & K GUNS & STUFF	Active	916 MAIN ST	96130	SUSANVILLE	11	0.00%	0	0.00%
ORO JEWELRY & LOAN	Active	800 PLUMAS ST	95991	YUBA CITY	11	45.45%	968	1.14%
PHELAN GUN RANGE	Inactive	P.O. BOX 290067	92329	PHELAN	11	0.00%	0	0.00%
ADAM'S ARMORY	Active	25269 THE OLD ROAD UNIT C	91381	STEVENSON RANCH	11	0.00%	1,179	0.08%
REAL WORLD SHOOTING	Active	15617 GRAHAM STREET	92649	HUNTINGTON BEACH	11	27.27%	1,633	0.18%
OTHREE TACTICAL	Active	73749 29 PALMS HWY	92277	TWENTYNINE PALMS	11	0.00%	0	0.00%
RIVERSIDE SHOOTING CLUB	Active	12391 SAMPSON ST #0	92503	RIVERSIDE	11	9.09%	842	0.24%
BID FAST AND LAST	Active	17272 DARWIN AVENUE, SUITE B4	92345	HESPERIA	11	18.18%	1,213	0.16%
CROSSHAIRS GUN STORE	Active	3902 PACIFIC COAST HWY, STE D	90505	TORRANCE	11	0.00%	0	0.00%
SECOND AMENDMENT ZONE	Active	5819 BERYL STREET	91737	RANCHO CUCAMONGA	11	9.09%	0	0.00%
REDSTONE FIREARMS INLAND EMPIRE	Inactive	1128 W MISSION BLVD SUITE J	91762	ONTARIO	11	9.09%	141	2.84%
GI JOE'S OUTDOOR STORE	Active	976 N STATE STREET	95482	UKIAH	11	63.64%	2,083	0.48%
SPORTSMAN'S WAREHOUSE #217	Active	25070 MADISON AVENUE	92562	MURRIETA	11	63.64%	9,878	0.11%
RIDGELINE TACTICAL LLC DBA CAMARILLO GUN STORE	Active	1780 E VENTURA BLVD	93010	CAMARILLO	11	90.91%	7,499	0.15%
RENOS HARDWARE	Active	776 S MADERA AVE	93630	KERMAN	10	40.00%	696	0.86%
BIG 5 SPORTING GOODS 45	Active	P O BOX 92088	90009	LOS ANGELES	10	10.00%	375	1.07%
BIG 5 SPORTING GOODS 66	Active	P O BOX 92088	90009	LOS ANGELES	10	0.00%	0	0.00%

Dealer Name	Dealer Status	Address	Zip	City	2021-2023 Crime Guns	Percent < 1 Year TTC	2021-2023 Firearm Sales	Percent of Sales Recovered as Crime Guns
BIG 5 SPORTING GOODS 109	Active	P O BOX 92088	90009	LOS ANGELES	10	0.00%	192	0.52%
BIG 5 SPORTING GOODS 146	Active	P O BOX 92088	90009	LOS ANGELES	10	30.00%	214	1.40%
OJAI VALLEY SURPLUS & DISCOUNT	Inactive	952 E OJAI AVE	93023	OJAI	10	0.00%	0	0.00%
SAFER ARMS INDOOR RANGE & OUTDOOR GEAR	Active	2555 DOMINIC DR	95928	CHICO	10	0.00%	0	0.00%
SADDLEBACK VALLEY GUN CENTER	Active	27601 FORBES ROAD 17	92677	LAGUNA NIGUEL	10	20.00%	1,206	0.25%
FIELD TIME SPORTS AND GUNS	Inactive	14542 BEACH BLVD	92683	WESTMINSTER	10	0.00%	0	0.00%
CONDOR GUN SHOP	Active	64895 PIERSON BLVD	92240	DESERT HOT SPRINGS	10	0.00%	0	0.00%
BROOKS ARMS AND AMMO	Active	1297 SPRAGUE ST	95336	MANTECA	10	30.00%	1,225	0.24%
AAFES	Active	BLDG 918 LANGFORD LAKE RD	92310	FORT IRWIN	10	10.00%	637	0.16%
DICK'S SPORTING GOODS INC 697	Active	9300 ROSEDALE HWY	93312	BAKERSFIELD	10	0.00%	0	0.00%
CROSSHAIRS USA LLC	Active	3902 PACIFIC COAST HWY STE D	90505	TORRANCE	10	0.00%	0	0.00%
STICK2YOURGUNS	Active	5201 CARLSON PARK DR STE 5	95521	ARCATA	10	0.00%	0	0.00%
MODOC WIRELESS	Active	20645 GAS POINT ROAD	96022	COTTONWOOD	10	40.00%	3,270	0.18%
TDS GUNS	Active	4370 BONITA RD	91902	BONITA	10	0.00%	0	0.00%
HIGH DESERT SPORTING ARMS	Active	1747 EAST AVENUE Q UNIT B-6	93550	PALMDALE	10	0.00%	0	0.00%
SHAFTER SHOOTIN IRONS & SUCH	Active	18405 POPLAR AVE	93263	SHAFTER	10	0.00%	0	0.00%
JUM PAWN IT	Active	6542 GREENLEAF	90601	WHITTIER	10	40.00%	402	0.75%
FULL THROTTLE GUN SHOP	Active	5528A PIRRONE RD	95368	SALIDA	10	0.00%	61	3.28%
DENNIS KIRK & CLAUDETTE SUE BOUDREAU	Active	352 POLLASKY AVE STE 101	93612	CLOVIS	10	0.00%	0	0.00%
SURVIVAL INSTINCT	Inactive	3346 MATHER FIELD RD	95670	RANCHO CORDOVA	10	0.00%	0	0.00%
EXTREME SHOOTING SPORTS INC	Active	1208 VINE ST	93221	EXETER	10	30.00%	1,341	0.37%
FREESTYLE SPORTING GOODS	Active	7401 QUAILWOOD DRIVE APT C	93309	BAKERSFIELD	10	10.00%	0	0.00%
VALLEY TIRE & TACKLE INC	Active	11211 N HWY 3	96032	FORT JONES	10	10.00%	1,310	0.38%
REDDING GUNS LLC	Active	1304 EAST STREET, SUITE 113	96001	REDDING	10	50.00%	3,511	0.23%

Dealer Name	Dealer Status	Address	Zip	City	2021-2023 Crime Guns	Percent < 1 Year TTC	2021-2023 Firearm Sales	Percent of Sales Recovered as Crime Guns
VICTORY FIREARMS	Active	763 LYNXWOOD CT	94086	SUNNYVALE	10	10.00%	851	0.47%
THE VAULT AV LLC	Inactive	42035 12TH ST WEST SUITE 104	93534	LANCASTER	10	0.00%	0	0.00%
BADELLA CUSTOM	Inactive	17799 ROAD 24	93638	MADERA	10	10.00%	646	0.31%
FARWEST PHOTOGRAPHY	Active	701 ALDO AVENUE SUITE 51	95054	SANTA CLARA	10	30.00%	3,226	0.12%
MT GUNNER OUTDOORS	Active	6350 W RAMSEY STREET, SUITE P	92220	BANNING	10	0.00%	0	0.00%
SARTORI JEWELRY & LOAN INC	Active	1319 SARTORI AVENUE	90501	TORRANCE	10	40.00%	1,036	0.87%
THE GUN STOCK INC	Active	118 E ORANGETHORPE AVENUE	92801	ANAHEIM	10	80.00%	1,859	0.54%
SGR VENTURES LLC DBA SACRAMENTO GUN RANGE	Active	13550 DANIELSON STREET	92064	POWAY	10	70.00%	4,031	0.25%
JEFFS SPORTING GOODS	Active	865 E LAS TUNAS DR	91776	SAN GABRIEL	9	11.11%	558	0.36%
BIG 5 SPORTING GOODS 49	Active	P O BOX 92088	90009	LOS ANGELES	9	11.11%	0	0.00%
BIG 5 SPORTING GOODS 142	Active	P O BOX 92088	90009	LOS ANGELES	9	11.11%	145	2.07%
BIG 5 SPORTING GOODS 143	Active	P O BOX 92088	90009	LOS ANGELES	9	11.11%	194	0.52%
BIG 5 SPORTING GOODS 189	Active	P O BOX 92088	90009	LOS ANGELES	9	22.22%	234	0.85%
BIG 5 SPORTING GOODS 286	Active	P O BOX 92088	90009	LOS ANGELES	9	11.11%	238	0.42%
WILDWOOD SAW INC	Active	908 S FORTUNA BLVD	95540	FORTUNA	9	0.00%	629	0.16%
QUANTICO TACTICAL SUPPLY	Inactive	420 S COAST HWY	92054	OCEANSIDE	9	0.00%	0	0.00%
ANNIE'S GET YOUR GUN	Active	1338 W 6TH ST	92882	CORONA	9	0.00%	0	0.00%
GUN EXCHANGE OF SAN JOSE INC	Inactive	2902 ALMADEN EXPY	95125	SAN JOSE	9	0.00%	0	0.00%
SHOOTERS PARADISE	Active	1407A COLUSA AVE	95993	YUBA CITY	9	0.00%	0	0.00%
HIGHLAND PAWN	Active	2601 E HIGHLAND AVE	92346	HIGHLAND	9	0.00%	0	0.00%
EAST VALLEY PAWN	Inactive	7427 FIRE OAK DRIVE	92346	HIGHLAND	9	0.00%	0	0.00%
ORANGE COUNTY FIREARMS	Inactive	17150 NEWHOPE ST STE 609	92708	FOUNTAIN VALLEY	9	0.00%	0	0.00%
MILITARY SUPPLIES & EQUIPMENT INC	Active	18768 US HWY18 #180	92307	APPLE VALLEY	9	0.00%	0	0.00%
HIGH DESERT GUNS AND AMMO	Active	15885 MAIN ST 220	92345	HESPERIA	9	0.00%	0	0.00%

Dealer Name	Dealer Status	Address	Zip	City	2021-2023 Crime Guns	Percent < 1 Year TTC	2021-2023 Firearm Sales	Percent of Sales Recovered as Crime Guns
SIERRA GUN EXCHANGE	Active	4100 CAMERON PARK DR STE 109	95682	SHINGLE SPRINGS	9	0.00%	0	0.00%
EDDY'S SHOOTING SPORTS	Active	400 MOFFETT BLVD STE F	94043	MOUNTAIN VIEW	9	0.00%	0	0.00%
GILMAY GUNS LLC	Inactive	4249 W SHAW AVE STE 102	93722	FRESNO	9	0.00%	0	0.00%
STS GUNS	Active	691 E BIDWELL ST	95630	FOLSOM	9	0.00%	0	0.00%
FULL ARMOR FIREARMS	Active	425 L ST UNIT G	95531	CRESCENT CITY	9	0.00%	0	0.00%
DICK'S SPORTING GOODS INC	Active	231 W ESPLANDE DR	93030	OXNARD	9	0.00%	0	0.00%
DICK'S SPORTING GOODS INC	Active	1223 NORTH DAVIS	93907	SALINAS	9	0.00%	0	0.00%
LODI GUNS	Active	906 W LODI AVE	95240	LODI	9	0.00%	0	0.00%
CHUCK'S GUNS	Active	1421 SACRAMENTO ST	94590	VALLEJO	9	11.11%	266	0.38%
LJ GUNS	Active	14723 MISTLETOE AVENUE	93314	BAKERSFIELD	9	0.00%	0	0.00%
COAST HARDWARE	Active	101 EAST BARBARA LANE	95490	WILLITS	9	11.11%	647	0.77%
NATIONAL ARMAMENT	Active	1115 INDUSTRIAL AVE	92029	ESCONDIDO	9	33.33%	1,372	0.36%
ARSENAL LOGISTICS USA/ DBA WEST COAST AMMO	Inactive	41892 ENTERPRISE CIR S STE B	92590	TEMECULA	9	0.00%	0	0.00%
BILLS SHOOTERS AND BLADES	Active	405 HUBERT DR	95354	MODESTO	9	44.44%	1,704	0.18%
FAR WEST GUNS LLC	Active	2009 STATE ST	93105	SANTA BARBARA	9	22.22%	1,805	0.17%
PAUL T MAXWELL	Active	510 LUPINE CT	94510	BENICIA	9	33.33%	278	0.72%
RIGHT TO BEAR LLC	Active	2202 ALPINE BLVD SUITE 100	91901	ALPINE	9	22.22%	3,483	0.09%
BIG 5 SPORTING GOODS 486	Active	17542 HAWTHORNE BLVD	90504	TORRANCE	9	11.11%	331	0.91%
THE ARMORY	Active	1044 G STREET	93654	REEDLEY	9	0.00%	0	0.00%
YUCAIPA JEWELRY & LOAN INC	Active	P O BOX 8280	92375	REDLANDS	9	11.11%	710	0.42%
TRADERS LOAN & JEWELRY, INC	Active	18505 SHERMAN WAY	91335	RESEDA	9	44.44%	1,159	0.35%
MATCH GRADE GUNSMITHS	Active	16305 S PIUMA AVENUE	90703	CERRITOS	9	11.11%	2,065	0.29%
ELSINORE PAWN 2 INC DBA GUNS AND GOLD PAWN	Active	31736 MISSION TRAIL #A	92530	LAKE ELSINORE	9	55.56%	652	1.23%
HESS SAFE AND ARMS, LLC	Active	511 GALAXY WAY	95356	MODESTO	9	100.00%	611	1.47%
PAULS GUNS	Active	4859 UNION ST	95503	EUREKA	8	0.00%	0	0.00%
MIKE'S CUSTOM	Active	4519 WHITEGATE AVE	93313	BAKERSFIELD	8	12.50%	338	0.30%

Dealer Name	Dealer Status	Address	Zip	City	2021-2023 Crime Guns	Percent < 1 Year TTC	2021-2023 Firearm Sales	Percent of Sales Recovered as Crime Guns
BW & BW SALES	Active	18772 LISTER LN	92646	HUNTINGTON BEACH	8	62.50%	962	0.52%
BIG 5 SPORTING GOODS 125	Active	P O BOX 92088	90009	LOS ANGELES	8	0.00%	0	0.00%
OLD WEST GUNS	Inactive	129 S HACIENDA BLVD	91745	HACIENDA HEIGHTS	8	0.00%	0	0.00%
EAGLE LOAN	Active	212 HARDING BLVD SUITE J	95678	ROSEVILLE	8	25.00%	1,186	0.08%
EVANS GUNSMITHING	Active	1637 N BRIAN	92867	ORANGE	8	0.00%	0	0.00%
PIXLEY AUTO PARTS & FARM SUPPLY INC	Active	P O BOX 576	93256	PIXLEY	8	25.00%	1,015	0.20%
ARCHIE ZAKARIAN TULARE ACE	Active	P O BOX 296	93275	TULARE	8	0.00%	0	0.00%
BIG 5 SPORTING GOODS 50	Active	P O BOX 92088	90009	LOS ANGELES	8	62.50%	187	1.60%
BIG 5 SPORTING GOODS 52	Active	P O BOX 92088	90009	LOS ANGELES	8	0.00%	0	0.00%
BIG 5 SPORTING GOODS 60	Active	P O BOX 92088	90009	LOS ANGELES	8	0.00%	313	0.32%
BIG 5 SPORTING GOODS 112	Active	P O BOX 92088	90009	LOS ANGELES	8	12.50%	448	0.22%
BIG 5 SPORTING GOODS 153	Active	P O BOX 92088	90009	LOS ANGELES	8	25.00%	272	1.84%
BIG 5 SPORTING GOODS 158	Active	P O BOX 92088	90009	LOS ANGELES	8	0.00%	0	0.00%
PARADISE PAWN INC	Active	1700 L STREET	95811	SACRAMENTO	8	0.00%	0	0.00%
PARADISE SPORTING GOODS	Active	815 D ELLIOTT RD	95969	PARADISE	8	0.00%	0	0.00%
ENTREPRISE ARMS INC	Inactive	15509 ARROW HWY	91706	BALDWIN PARK	8	0.00%	0	0.00%
LIBERTY FIREARMS & ACCESSORIES LLC	Active	P O BOX 1688	93654	REEDLEY	8	0.00%	0	0.00%
TEN PERCENT FIREARMS	Active	1277 KERN ST	93268	TAFT	8	0.00%	0	0.00%
O C ARMORY	Inactive	23012 DEL LAGO DR STE B	92653	LAGUNA HILLS	8	0.00%	0	0.00%
BIG 5 SPORTING GOODS 402	Active	P O BOX 92088	90009	LOS ANGELES	8	12.50%	289	0.69%
K & D GUNSMITHING	Active	218 E HIGHLAND AVE STE A	92404	SAN BERNARDINO	8	0.00%	0	0.00%
HIGH IMPACT TACTICAL FIREARMS	Active	1810 W FOOTHILL BLVD #A	91786	UPLAND	8	0.00%	953	0.10%
SUPER SPECTRUM	Active	2666 CALLE MANZANO	91360	THOUSAND OAKS	8	0.00%	2,450	0.04%
NORMAN HANSON FIREARMS LLC	Active	20358 VALLEY BLVD	93561	TEHACHAPI	8	12.50%	0	0.00%
PARALLAX TACTICAL LLC	Inactive	9030 CARROLL WAY SUITE 3	92121	SAN DIEGO	8	0.00%	0	0.00%

Dealer Name	Dealer Status	Address	Zip	City	2021-2023 Crime Guns	Percent < 1 Year TTC	2021-2023 Firearm Sales	Percent of Sales Recovered as Crime Guns
EWG GUNS INC	Active	5959 HORSESHOE BAR RD	95650	LOOMIS	8	12.50%	1,093	0.09%
FAIRFIELD PAWN	Inactive	1460 W TEXAS ST	94533	FAIRFIELD	8	0.00%	0	0.00%
GREEN VALLEY FARM SUPPLY INC	Active	P O BOX 950	93926	GONZALES	8	0.00%	737	0.27%
SAN JOSE GUN TRADER	Inactive	1335 COLEMAN AVE	95050	SANTA CLARA	8	0.00%	0	0.00%
LAGUNA GUNS AND ACCESSORIES	Active	2220 KAUSEN DR	95758	ELK GROVE	8	0.00%	160	0.63%
GUNS OF SANTA BARBARA	Active	691 CAMINO CAMPANA	93111	SANTA BARBARA	8	0.00%	0	0.00%
THE GENERALS TRADING POST	Active	2530 E MAIN STREET	93292	VISALIA	8	0.00%	0	0.00%
FXP FIREARMS AMMUNITION AND GUN REPAIR	Active	3 MARY JO PLACE	95965	OROVILLE	8	75.00%	1,237	0.57%
KNIGHTS TACTICAL INC	Active	904 CAMINO CONCORDIA	93010	CAMARILLO	8	12.50%	129	0.78%
BRASS DEPOT	Active	139 BALSAM ST	93555	RIDGECREST	8	87.50%	3,295	0.24%
GLOBAL ARMS INC	Inactive	4525 SAN FERNANDO RD UNIT G	91204	GLENDALE	8	0.00%	0	0.00%
FIRST DEFENSE FIREARMS	Active	1191 LOS OSOS VALLEY RD	93402	LOS OSOS	8	25.00%	3,874	0.05%
RED LION ARMORY	Active	11849 HESPERIA ROAD UNIT 2	92345	HESPERIA	8	0.00%	0	0.00%
MOORE GUNS AND AMMO	Active	P.O. BOX 5426	92386	SUGARLOAF	8	0.00%	0	0.00%
CARRILLO CUSTOMS INC.	Active	P.O. BOX 1778	95241	LODI	8	50.00%	538	0.93%
OSCAR'S GUNWORKS, INC	Active	267 S.SAN GABRIEL BLVD STE A-B	91776	SAN GABRIEL	8	0.00%	0	0.00%
THE GUN ATTIC	Active	155 MAST STREET, SUITE 102	95037	MORGAN HILL	8	25.00%	571	0.35%
MK ULTRA ARMS/MK ULTRA ARMORY	Inactive	7400 DISTRICT BLVD SUITE A	93313	BAKERSFIELD	8	0.00%	0	0.00%
POINT BLANK GUNS & AMMO	Inactive	774 REDRIVER WAY	92882	CORONA	8	0.00%	0	0.00%
MADERA FIREARMS LLC	Active	14402 HIGHWAY 41	93636	MADERA	8	25.00%	3,439	0.20%
SOGG ENTERPRISES, INC	Active	2319 W. OLIVE AVENUE, SUITE A	91506	BURBANK	8	12.50%	3,823	0.16%
FIREARMS UNKNOWN/ HIRAM'S GUNS	Active	660 S MAGNOLIA STREET #2	92020	EL CAJON	8	50.00%	866	0.81%
CATCH HAPPY INC DBA SWEENEY'S SPORTS	Active	1537 W IMOLA AVENUE	94559	NAPA	8	87.50%	4,763	0.17%
GRETAS FIREARMS SALES & TRAINING	Active	4228 E LOS ANGELES AVENUE	93063	SIMI VALLEY	8	50.00%	7,793	0.10%

Dealer Name	Dealer Status	Address	Zip	City	2021-2023 Crime Guns	Percent < 1 Year TTC	2021-2023 Firearm Sales	Percent of Sales Recovered as Crime Guns
KC TACTICAL LLC	Active	1630 SUMMITRIDGE DRIVE	91765	DIAMOND BAR	8	100.00%	652	1.23%
LA FIREARMS SUPPLIES INC	Active	1212 W MAGNOLIA BLVD	91506	BURBANK	8	87.50%	3,611	0.22%
GGD LLC DBA GLENDALE GUN DEPOT	Active	6310 SAN FERNANDO ROAD	91201	GLENDALE	8	50.00%	2,675	0.30%
KEVIN SMITH	Active	259 MORELLO AVE	94553	MARTINEZ	7	0.00%	0	0.00%
BROWNS SPORTING GOODS	Active	797 REDWOOD DR	95542	GARBERVILLE	7	0.00%	0	0.00%
M & M FEED & SUPPLY INC	Active	74540 HILL RD	95428	COVELO	7	28.57%	243	0.82%
ORTIZ'S	Inactive	540 SOLEDAD ST	93960	SOLEDAD	7	0.00%	475	0.21%
PETALUMA GUN & RELOADING SUPPLY	Active	620 PETALUMA BLVD, STE D	94952	PETALUMA	7	28.57%	506	0.59%
UNCLE ED'S OUTFITTERS	Active	8685 EL CAMINO REAL	93422	ATASCADERO	7	42.86%	1,604	0.19%
B-BAR-Y-TRADERS	Active	22430 LYONS BALD MOUNTAIN RD	95370	SONORA	7	0.00%	0	0.00%
BIG 5 SPORTING GOODS 44	Active	P O BOX 92088	90009	LOS ANGELES	7	14.29%	243	0.41%
BIG 5 SPORTING GOODS 94	Active	P O BOX 92088	90009	LOS ANGELES	7	14.29%	492	0.20%
BIG 5 SPORTING GOODS 173	Active	P O BOX 92088	90009	LOS ANGELES	7	0.00%	0	0.00%
BIG 5 SPORTING GOODS 175	Active	P O BOX 92088	90009	LOS ANGELES	7	0.00%	54	3.70%
JD'S GUNS & AMMO	Active	180 E 14TH STREET	95928	CHICO	7	28.57%	508	0.39%
RANCHO MAGNUM RANGE	Active	9049 9TH ST	91730	RANCHO CUCAMONGA	7	0.00%	0	0.00%
NATIONAL POLICE SUPPLY INC	Active	1260 ACTIVITY DRIVE SUITE B	92081	VISTA	7	0.00%	0	0.00%
VICTOR VALLEY SHOOTERS	Inactive	12180 RIDGECREST RD STE 532	92395	VICTORVILLE	7	0.00%	0	0.00%
SELECT FIRE GROUP DBA AMMO DOGS	Inactive	7256 N KYMBER DRIVE	93722	FRESNO	7	0.00%	0	0.00%
BIG 5 SPORTING GOODS 417	Active	P O BOX 92088	90009	LOS ANGELES	7	0.00%	444	0.23%
LOCK STOCK & BARREL INVESTMENTS	Active	94 WEST COCHRAN STREET, UNIT B	93065	SIMI VALLEY	7	42.86%	7,357	0.03%
US FIREARMS COMPANY	Active	590 S MARY AVE	94086	SUNNYVALE	7	28.57%	855	0.35%
MOUNT PLEASANT ARMS	Active	2275 MOUNT PLEASANT RD	95148	SAN JOSE	7	0.00%	0	0.00%
CAL ARMS	Inactive	4451 ONTARIO MILLS PKWY STE F	91764	ONTARIO	7	0.00%	0	0.00%
BIG 5 SPORTING GOODS 64	Active	P O BOX 92088	90009	LOS ANGELES	7	0.00%	0	0.00%
STEELWATER FIREARMS	Active	41750 WINCHESTER RD STE L	92590	TEMECULA	7	0.00%	0	0.00%

Dealer Name	Dealer Status	Address	Zip	City	2021-2023 Crime Guns	Percent < 1 Year TTC	2021-2023 Firearm Sales	Percent of Sales Recovered as Crime Guns
DICK'S SPORTING GOODS INC	Active	3265 SPORTS ARENA BLVD	92109	SAN DIEGO	7	0.00%	0	0.00%
BURNEY SPORTING GOODS	Active	37427 STATE HIGHWAY 299 EAST	96013	BURNEY	7	28.57%	1,032	0.19%
TULARE POOL SUPPLY INC	Inactive	1161 N CHERRY ST	93274	TULARE	7	0.00%	0	0.00%
BAKER FIREARMS	Active	9921 W HARLE AVE	92804	ANAHEIM	7	0.00%	728	0.69%
MARK STEIN INNOVATIONS DBA MSI GUNS	Active	1250 PLUMBER WAY, SUITE A	95678	ROSEVILLE	7	0.00%	0	0.00%
WEBBS FIREARMS	Active	219 BRIDGEWATER CIR	94585	SUISUN CITY	7	0.00%	420	0.24%
EXETER GUNSLINGERS INC	Active	202 E MAPLE ST	93221	EXETER	7	14.29%	533	0.56%
ED'S GUNS	Active	P O BOX 193	95460	MENDOCINO	7	28.57%	762	0.13%
FINS FUR AND FEATHER SPORTS	Active	1520 BADER MINE RD	95969	PARADISE	7	14.29%	2,655	0.08%
STRIKE & HAMMER FIREARMS	Active	2040 EASTRIDGE AVE STE B9	92507	RIVERSIDE	7	0.00%	0	0.00%
HOLLOWPOINT TACTICAL LLC	Active	889 CAMINO EL CARRIZO	91360	THOUSAND OAKS	7	42.86%	2,312	0.13%
NAG INDUSTRIES, INC	Active	1803 ELZWORTH STREET	93312	BAKERSFIELD	7	28.57%	1,463	0.21%
BROWNS SPORTING GOODS	Active	P O BOX 626	95560	REDWAY	7	28.57%	349	0.29%
NORCO ARMORY	Active	1675 HAMNER AVENUE, SUITE 1	92860	NORCO	7	14.29%	1,850	0.05%
GUNS OF DISTINCTION, LLC	Active	73360 HIGHWAY 111 SUITE 6	92260	PALM DESERT	7	57.14%	1,576	0.44%
SLIDE & CYLINDER FIREARMS	Active	2420 RIVER ROAD #230-5045	92860	NORCO	7	57.14%	1,527	0.39%
DUCTUS EXEMPLO LLC DBA FIREARMS UNKNOWN	Active	416 NATIONAL CITY BLVD # 101	91950	NATIONAL CITY	7	100.00%	1,051	0.67%
OLDE WEST GUN & LOAN II INC	Active	568 N MARKET STREET	96003	REDDING	7	100.00%	5,460	0.13%
WESTSIDE OUTDOORSMAN	Active	P O BOX 925	95988	WILLOWS	6	0.00%	0	0.00%
ADAMSON POLICE PRODUCTS	Active	10764 NOEL ST	90720	LOS ALAMITOS	6	0.00%	1,336	0.15%
BROOKHURST PAWN SHOP INC	Active	331 S BROOKHURST ST	92804	ANAHEIM	6	16.67%	141	1.42%
BIG 5 SPORTING GOODS 36	Active	P O BOX 92088	90009	LOS ANGELES	6	0.00%	0	0.00%
BIG 5 SPORTING GOODS 53	Active	P O BOX 92088	90009	LOS ANGELES	6	0.00%	0	0.00%
BIG 5 SPORTING GOODS 62	Active	P O BOX 92088	90009	LOS ANGELES	6	16.67%	187	0.53%
BIG 5 SPORTING GOODS 77	Active	P O BOX 92088	90009	LOS ANGELES	6	16.67%	165	0.61%
BIG 5 SPORTING GOODS 78	Active	P O BOX 92088	90009	LOS ANGELES	6	33.33%	125	1.60%

Dealer Name	Dealer Status	Address	Zip	City	2021-2023 Crime Guns	Percent < 1 Year TTC	2021-2023 Firearm Sales	Percent of Sales Recovered as Crime Guns
BIG 5 SPORTING GOODS 114	Active	P O BOX 92088	90009	LOS ANGELES	6	0.00%	0	0.00%
BAKERSFIELD'S BEST PAWN	Active	601 CHESTER AVE	93301	BAKERSFIELD	6	33.33%	169	1.18%
BIG 5 SPORTING GOODS 213	Active	P O BOX 92088	90009	LOS ANGELES	6	33.33%	245	0.82%
BIG 5 SPORTING GOODS 244	Active	P O BOX 92088	90009	LOS ANGELES	6	0.00%	223	0.45%
BIG 5 SPORTING GOODS 264	Active	P O BOX 92088	90009	LOS ANGELES	6	16.67%	213	0.47%
THE MOTHER LODE PAWN SHOP	Active	626 S WASHINGTON ST	95370	SONORA	6	0.00%	0	0.00%
AIRCO INTERNATIONAL	Active	5212 BOLSA AVE UNIT 3	92649	HUNTINGTON BEACH	6	33.33%	1,312	0.08%
ELITE FIREARMS UNLTD	Active	28142 CAMINO CAPISTRANO 104	92677	LAGUNA NIGUEL	6	0.00%	0	0.00%
FAITH ARMORY LLC	Inactive	27498 W ENTERPRISE CR 2	92590	TEMECULA	6	0.00%	0	0.00%
MOTOR SPORT IMAGE & PERFORMANCE	Inactive	812 ATLANTIC ST STE A	95678	ROSEVILLE	6	0.00%	0	0.00%
MARIN COUNTY ARMS	Inactive	500 ALAMEDA DEL PRADO	94949	NOVATO	6	0.00%	0	0.00%
BROESE'S	Active	730 7TH STREET SUITE 104	95501	EUREKA	6	0.00%	414	0.24%
DICK'S SPORTING GOODS INC	Active	11970 LOS OSOS VALLEY RD	93405	SAN LUIS OBISPO	6	16.67%	521	0.19%
PRIVATE SECURITY TRAINING CENTER	Active	699 N ARROWHEAD AVE STE 102	92401	SAN BERNARDINO	6	0.00%	0	0.00%
US TACTICAL AND SPORTING ARMS	Inactive	2135 WHITENDALE ST	93277	VISALIA	6	0.00%	0	0.00%
DICK'S SPORTING GOODS INC	Active	1225 HERNDON AVE	93612	CLOVIS	6	0.00%	0	0.00%
KINGS GUN CENTER	Inactive	520 W LACEY #6	93230	HANFORD	6	0.00%	0	0.00%
MRM TRANS LLC DBA PT GUNWORKS	Active	7256 GARDEN GROVE BLVD	92683	WESTMINSTER	6	0.00%	0	0.00%
IGNIS ARMS	Active	24169 RADWELL DRIVE	92553	MORENO VALLEY	6	16.67%	143	0.70%
SHOOTER SUPPLY	Active	820 BUTTE ST	95531	CRESCENT CITY	6	16.67%	2,060	0.15%
A HIGHER CALIBER	Active	5707 ROSCOMARE ST	93308	BAKERSFIELD	6	16.67%	986	0.20%
BIG 5 SPORTING GOODS 461	Active	PO BOX 92088	90009	LOS ANGELES	6	16.67%	332	0.30%
AUBURN GUNS & AMMO INC	Active	389 AUBURN RAVINE ROAD	95603	AUBURN	6	33.33%	1,550	0.26%

Dealer Name	Dealer Status	Address	Zip	City	2021-2023 Crime Guns	Percent < 1 Year TTC	2021-2023 Firearm Sales	Percent of Sales Recovered as Crime Guns
DICK'S SPORTING GOODS INC 1126	Active	72840 HIGHWAY 111 A130	92260	PALM DESERT	6	0.00%	0	0.00%
MOUNT STAR INC	Inactive	121 E WHITTIER BLVD UNIT H	90640	MONTEBELLO	6	0.00%	0	0.00%
ROBERT HEDGPETH DBA RH CONSTRUCTION	Active	P O BOX 4623	95370	SONORA	6	0.00%	0	0.00%
W T FIREARMS	Active	26740 OAK AVE UNIT C	91351	CANYON COUNTRY	6	0.00%	0	0.00%
RICK'S DIVING LOCKER INC	Active	945-L W VALLEY PKWY	92025	ESCONDIDO	6	0.00%	0	0.00%
BIG 5 SPORTING GOODS #477	Active	720 WOOLLOMES AVE STE 104	93215	DELANO	6	50.00%	128	1.56%
SIERRA SHIELD LLC	Active	4050 DUROCK ROAD #17	95682	SHINGLE SPRINGS	6	16.67%	3,572	0.06%
PRIMO TACTICAL	Active	1617 N BROADWAY	94596	WALNUT CREEK	6	33.33%	1,225	0.16%
FIREARMS PERFORMANCE CENTER	Active	825 KUHN DRIVE SUITE 107	91914	CHULA VISTA	6	33.33%	193	1.04%
NON-SHEEP FIREARMS	Active	3449 VANDERMOLEN DRIVE	92860	NORCO	6	0.00%	1,276	0.08%
SAN FERNANDO LOAN CO.	Active	1131 SAN FERNANDO RD.	91340	SAN FERNANDO	6	33.33%	214	1.40%
NEW BORDER TACTICAL	Active	925 N IMPERIAL AVENUE	92243	EL CENTRO	6	66.67%	2,600	0.19%
TERESI TRADING	Active	318 E KETTLEMAN	95240	LODI	6	83.33%	1,501	0.40%
BEST COLLATERAL	Active	285 BEL MARIN KEYS BLVD, STE E	94949	NOVATO	6	33.33%	851	0.12%
SPORTSMAN'S WAREHOUSE #264	Active	1060 HARTER PARKWAY	95993	YUBA CITY	6	100.00%	4,318	0.14%
GRIZZLY FIREARMS INC	Active	13310 LOS ALAMITOS COURT	92555	MORENO VALLEY	6	83.33%	4,083	0.15%
ANGLIN SECOND HAND	Active	2016 BROADWAY	95501	EUREKA	5	0.00%	0	0.00%
LING SPORTS	Active	3059 S HACIENDA BLVD	91745	HACIENDA HEIGHTS	5	60.00%	792	0.13%
AUBURN OUTDOOR SPORTS	Active	P O BOX 597	95604	AUBURN	5	20.00%	1,097	0.18%
JOHN DWYER DBA JOHNS GUNS & THINGS	Active	247 ALDEBARAN AVE	93436	LOMPOC	5	20.00%	1,000	0.10%
ROGER'S RELICS	Active	645 CLARA VISTA AVE	95050	SANTA CLARA	5	0.00%	0	0.00%
RUSTY GUNSMITHING	Active	1039 HWY 49	95249	SAN ANDREAS	5	20.00%	1,216	0.25%
DON'S SPORTING GOODS	Active	321 W MINER ST	96097	YREKA	5	0.00%	0	0.00%
MARKELL INCORPORATED	Active	6119 OLD REDWOOD HWY #B1	95403	SANTA ROSA	5	0.00%	0	0.00%

Dealer Name	Dealer Status	Address	Zip	City	2021-2023 Crime Guns	Percent < 1 Year TTC	2021-2023 Firearm Sales	Percent of Sales Recovered as Crime Guns
A-L WELDING CO	Active	25548 AVE 102	93270	TERRA BELLA	5	0.00%	276	0.36%
SARTORI JEWELRY & LOAN	Inactive	1319 SARTORI AVE	90501	TORRANCE	5	0.00%	0	0.00%
BIG 5 SPORTING GOODS 59	Active	P O BOX 92088	90009	LOS ANGELES	5	0.00%	0	0.00%
BIG 5 SPORTING GOODS 65	Active	P O BOX 92088	90009	LOS ANGELES	5	0.00%	0	0.00%
BIG 5 SPORTING GOODS 100	Active	P O BOX 92088	90009	LOS ANGELES	5	0.00%	0	0.00%
BIG 5 SPORTING GOODS 106	Active	P O BOX 92088	90009	LOS ANGELES	5	60.00%	341	1.47%
BIG 5 SPORTING GOODS 111	Active	P O BOX 92088	90009	LOS ANGELES	5	0.00%	101	0.99%
BIG 5 SPORTING GOODS 137	Active	P O BOX 92088	90009	LOS ANGELES	5	0.00%	385	0.26%
BIG 5 SPORTING GOODS 141	Active	P O BOX 92088	90009	LOS ANGELES	5	0.00%	0	0.00%
BIG 5 SPORTING GOODS 155	Active	P O BOX 92088	90009	LOS ANGELES	5	0.00%	0	0.00%
ACTION GUNS & AMMO SALES	Active	2301 VEHICLE DR STE E	95670	RANCHO CORDOVA	5	0.00%	0	0.00%
BIG 5 SPORTING GOODS 263	Active	P O BOX 92088	90009	LOS ANGELES	5	0.00%	0	0.00%
BIG 5 SPORTING GOODS 260	Active	P O BOX 92088	90009	LOS ANGELES	5	20.00%	106	0.94%
BIG 5 SPORTING GOODS 290	Active	P O BOX 92088	90009	LOS ANGELES	5	20.00%	127	0.79%
NEWTOWN FIREARMS	Inactive	4180 FORT JIM RD	95667	PLACERVILLE	5	0.00%	0	0.00%
DEAD ON FIREARMS	Active	3535 BEDFORD PL	93455	SANTA MARIA	5	0.00%	0	0.00%
OLD WEST SHOOTERY & SUPPLY	Inactive	1327 5TH ST	95501	EUREKA	5	0.00%	0	0.00%
FORTUNA ACE HARDWARE	Active	140 S FORTUNA BLVD	95540	FORTUNA	5	20.00%	538	0.56%
PRECISION ARMS	Active	250 W CREST ST STE C	92025	ESCONDIDO	5	60.00%	861	0.12%
BIG 5 SPORTING GOODS 408	Active	P O BOX 92088	90009	LOS ANGELES	5	0.00%	0	0.00%
CALIFORNIA POLICE EQUIPMENT	Inactive	4151 C EL CAJON BLVD	92105	SAN DIEGO	5	0.00%	0	0.00%
RENDEZVOUS PRIMITIVE ARMS	Inactive	P O BOX 1140	95640	IONE	5	0.00%	0	0.00%
BIG 5 SPORTING GOODS 427	Active	P O BOX 92088	90009	LOS ANGELES	5	0.00%	296	0.34%
CALIFORNIA TACTICAL LLC	Active	1611 A DOUGLAS BLVD	95661	ROSEVILLE	5	0.00%	0	0.00%
THE RUSTY KNIFE	Active	P O BOX 2061	95223	ARNOLD	5	20.00%	494	0.20%
DICK'S SPORTING GOODS	Active	3380 W SHAW AVE	93711	FRESNO	5	0.00%	0	0.00%

Dealer Name	Dealer Status	Address	Zip	City	2021-2023 Crime Guns	Percent < 1 Year TTC	2021-2023 Firearm Sales	Percent of Sales Recovered as Crime Guns
CS TACTICAL INC	Active	931 ENTERPRISE DRIVE	95825	SACRAMENTO	5	20.00%	378	0.53%
BIG 5 SPORTING GOODS 443	Active	P O BOX 92088	90009	LOS ANGELES	5	0.00%	0	0.00%
BIG SHOT OUTDOOR GEAR LLC	Active	7550 MIRAMAR RD STE 240	92126	SAN DIEGO	5	0.00%	0	0.00%
BLUE STEEL FIREARMS	Inactive	211 DRIFTWOOD	94585	SUISUN CITY	5	0.00%	0	0.00%
DICK'S SPORTING GOODS INC	Active	3637 S MOONEY BLVD	93277	VISALIA	5	0.00%	0	0.00%
BRENTWOOD ARMORY	Inactive	305 TOWN CENTRE TERRACE STE N	94513	BRENTWOOD	5	0.00%	0	0.00%
ELITE FIREARMS ANNEX	Active	990 B NORTH TUSTIN ST	92867	ORANGE	5	0.00%	0	0.00%
CENTRAL VALLEY ARMS LLC	Active	840 6TH ST	93635	LOS BANOS	5	0.00%	0	0.00%
THE GUNWORKS	Inactive	1942 LINDA DR	94523	PLEASANT HILL	5	0.00%	0	0.00%
BIG 5 SPORTING GOODS #451	Active	P O BOX 92088	90009	LOS ANGELES	5	40.00%	105	0.95%
CCE GUNS AND ACCESSORIES	Inactive	18355 OUTER HWY 18 STE D	92307	APPLE VALLEY	5	0.00%	0	0.00%
BROOKS PAWN & JEWELRY INC	Active	1501 COFFEE RD STE F	95355	MODESTO	5	20.00%	168	0.60%
DEPUTY SHERIFFS ASSOCIATION OF SAN DIEGO	Inactive	13881 DANIELSON ST	92064	POWAY	5	0.00%	0	0.00%
BIG 5 SPORTING GOODS #459	Active	P O BOX 92088	90009	LOS ANGELES	5	0.00%	0	0.00%
DICK'S SPORTING GOODS	Active	1922 E 20TH ST	95928	CHICO	5	0.00%	0	0.00%
DICK'S SPORTING GOODS INC	Active	14500 BEAR VALLEY RD	92392	VICTORVILLE	5	0.00%	0	0.00%
GLOBOS IGNIS INC	Active	54 E MARKET STREET	90805	LONG BEACH	5	0.00%	0	0.00%
2A ZONE	Inactive	5362 WINDSOR PL	91737	RANCHO CUCAMONGA	5	0.00%	0	0.00%
EMPOWERED FIREARMS AND TRAINING INC	Active	249 S INDIANA AVE	92084	VISTA	5	0.00%	0	0.00%
I S E INVESTIGATIVE SERVICES	Active	500 OLIVE ST STE 3	95901	MARYSVILLE	5	0.00%	0	0.00%
RED SKULL TACTICAL DBA/VELLA ENTERPRISES LLC	Active	1825 HOURET CT	95035	MILPITAS	5	0.00%	0	0.00%
PRK ARMS INC	Active	1401 N CLOVIS AVE STE 101	93727	FRESNO	5	0.00%	0	0.00%
GUN BOSS ARMORY	Inactive	1235 INDIANA CT STE 103	92374	REDLANDS	5	0.00%	0	0.00%

Dealer Name	Dealer Status	Address	Zip	City	2021-2023 Crime Guns	Percent < 1 Year TTC	2021-2023 Firearm Sales	Percent of Sales Recovered as Crime Guns
DICK'S SPORTING GOODS INC	Active	43923 PACIFIC COMMONS BLVD	94538	FREMONT	5	20.00%	0	0.00%
DEAD ON FIREARMS	Active	2021 MISSION DR	93463	SOLVANG	5	0.00%	421	0.24%
GSG LEARNING INSTITUTE	Active	39 N CLUFF AVENUE UNIT B	95240	LODI	5	0.00%	0	0.00%
MONGREL TACTICAL	Inactive	840 6TH ST	93635	LOS BANOS	5	0.00%	0	0.00%
LAZO FIREARMS & CONSULTING	Inactive	7451 MONTEREY RD	95020	GILROY	5	0.00%	0	0.00%
UKIAH GUN SHOP LLC	Active	1030 NORTH STATE STREET	95482	UKIAH	5	0.00%	0	0.00%
TITAN SPORTING GROUP	Active	1401 N BATAVIA ST, SUITE 112	92867	ORANGE	5	20.00%	446	0.22%
SUPER PAWN	Active	11873 HESPERIA RD	92345	HESPERIA	5	40.00%	252	0.40%
BOVI INC DBA GET R GUN	Active	322 N. H STREET #A	93436	LOMPOC	5	0.00%	0	0.00%
SC GUNS	Inactive	2373 PRUNERIDGE AVENUE, UNIT A	95050	SANTA CLARA	5	20.00%	1,239	0.16%
KINGS RIVER COATINGS	Active	2491 AVENUE 400	93631	KINGSBURG	5	0.00%	939	0.11%
KELLERS' FIREARMS	Active	344 NORTH ALTA VISTA AVENUE	91016	MONROVIA	5	60.00%	1,785	0.11%
AFAB FIREARMS INC	Active	1206 E ASH AVENUE UNIT A	92831	FULLERTON	5	60.00%	2,256	0.13%
AGUILAR DISTRIBUTING	Active	734 POLLASKY AVENUE	93612	CLOVIS	5	20.00%	1,430	0.28%
RAG FIREARMS, LLC	Active	142 A HALL ROAD	95076	WATSONVILLE	5	60.00%	420	1.19%
H AND H ENGINEERING	Active	22402 LEISURE DRIVE	92883	CORONA	5	80.00%	777	0.64%
PRAXIS TACTICAL & HUNTING GUN SHOP INC	Active	3065 E THOUSAND OAKS BLVD 2	91362	THOUSAND OAKS	5	100.00%	1,426	0.35%
THE GOAT BOAT LLC DBA INDEPENDENCE ARMORY	Active	13125 ARNOLD DRIVE	95442	GLEN ELLEN	5	100.00%	2,571	0.19%
GUN BROTHERS INC	Active	3804 WEST BURBANK BLVD UNIT B	91505	BURBANK	5	60.00%	2,794	0.18%
559 ARMORY LLC	Active	180 CLOVIS AVENUE	93612	CLOVIS	5	100.00%	2,539	0.20%
FALLBROOK VENTURES INC DBA FALLBROOK GUNS AND AMMO	Active	1032 S MAIN AVENUE	92028	FALLBROOK	5	80.00%	1,714	0.29%
US PATRIOT ARMORY	Active	13548 NOMWAKET ROAD A,B,C,D	92308	APPLE VALLEY	5	100.00%	4,835	0.10%
CUSTOM CASTING	Inactive	1942 LINDA DR	94523	PLEASANT HILL	4	0.00%	0	0.00%
VALLEY ROD & GUN	Active	2704 CLOVIS AVE	93612	CLOVIS	4	0.00%	106	0.94%
ORANGE COVE HARDWARE INC	Active	P O BOX 2017	93216	DELANO	4	0.00%	0	0.00%

Dealer Name	Dealer Status	Address	Zip	City	2021-2023 Crime Guns	Percent < 1 Year TTC	2021-2023 Firearm Sales	Percent of Sales Recovered as Crime Guns
SANTA FE GUN GALERIA	Active	39553 N SIERRA HWY, STE C	93550	PALMDALE	4	0.00%	0	0.00%
JOHN C & LONNETTA R FULLER	Active	24542 NEW JERSEY AVE	96021	CORNING	4	0.00%	470	0.21%
CODE 3 INDUSTRIES INC/ EMERGENCY EQUIPMENT ENGINE	Inactive	4304 TWAIN AVE	92120	SAN DIEGO	4	0.00%	0	0.00%
RICHARDS GUNS & GUNSMITHING LLC	Active	149 S FIRST ST D	93455	SANTA MARIA	4	0.00%	0	0.00%
FAR WEST GUN & SUPPLY #1	Inactive	2009 STATE ST	93105	SANTA BARBARA	4	0.00%	0	0.00%
RON'S GUNS	Active	HC 2 BOX 3307	96048	JUNCTION CITY	4	0.00%	0	0.00%
COAST TO COAST HARDWARE	Active	1115 MARICOPA HWY	93023	OJAI	4	25.00%	787	0.13%
BIG 5 SPORTING GOODS 11	Active	P O BOX 92088	90009	LOS ANGELES	4	0.00%	0	0.00%
BIG 5 SPORTING GOODS 13	Active	P O BOX 92088	90009	LOS ANGELES	4	0.00%	0	0.00%
BIG 5 SPORTING GOODS 18	Active	P O BOX 92088	90009	LOS ANGELES	4	0.00%	0	0.00%
BIG 5 SPORTING GOODS 378	Active	P O BOX 92088	90009	LOS ANGELES	4	0.00%	610	0.16%
BIG 5 SPORTING GOODS 33	Active	P O BOX 92088	90009	LOS ANGELES	4	25.00%	0	0.00%
BIG 5 SPORTING GOODS 120	Active	P O BOX 92088	90009	LOS ANGELES	4	25.00%	71	1.41%
BIG 5 SPORTING GOODS 135	Active	P O BOX 92088	90009	LOS ANGELES	4	0.00%	0	0.00%
BIG 5 SPORTING GOODS 148	Active	P O BOX 92088	90009	LOS ANGELES	4	0.00%	0	0.00%
BIG 5 SPORTING GOODS 171	Active	P O BOX 92088	90009	LOS ANGELES	4	50.00%	130	0.77%
BIG 5 SPORTING GOODS 209	Active	P O BOX 92088	90009	LOS ANGELES	4	75.00%	450	0.67%
DAVID C GARNER	Active	9220 BOX SPRING MTN RD	92557	MORENO VALLEY	4	25.00%	297	0.34%
FELDER COMMUNICATIONS	Active	P O BOX 515	93212	CORCORAN	4	0.00%	0	0.00%
RICHARD YOCOM	Active	11772 HANDRICH DR	92131	SAN DIEGO	4	0.00%	0	0.00%
GOENS FIREARMS AND SUPPLIES	Active	6953 HOUGHTON RD	93313	BAKERSFIELD	4	25.00%	463	0.22%
BIG 5 SPORTING GOODS 283	Active	P O BOX 92088	90009	LOS ANGELES	4	25.00%	254	0.79%
THE TACKLE BOX	Active	379 E PARK AVE	95928	CHICO	4	0.00%	0	0.00%
GREAT OUTDOORS LLC	Inactive	2971 CHURN CREEK RD	96002	REDDING	4	0.00%	0	0.00%

Dealer Name	Dealer Status	Address	Zip	City	2021-2023 Crime Guns	Percent < 1 Year TTC	2021-2023 Firearm Sales	Percent of Sales Recovered as Crime Guns
MERSON & SON MACHINING & GUNSMITH	Inactive	664 BROOKLINE PLACE	92835	FULLERTON	4	0.00%	0	0.00%
THE ORDNANCE SHOP	Active	14472 ST MARYS AVE	96080	RED BLUFF	4	0.00%	0	0.00%
BIG 5 SPORTING GOODS 372	Active	P O BOX 92088	90009	LOS ANGELES	4	0.00%	0	0.00%
BIG 5 SPORTING GOODS 388	Active	P O BOX 92088	90009	LOS ANGELES	4	25.00%	403	0.74%
BIG 5 SPORTING GOODS 400	Active	P O BOX 92088	90009	LOS ANGELES	4	50.00%	145	1.38%
VINNIE'S GUNS	Inactive	1344 MAGNOLIA AVE	94928	ROHNERT PARK	4	0.00%	322	0.62%
MARQUEZ	Inactive	P.O. BOX 6425	93703	FRESNO	4	0.00%	0	0.00%
ALLGUNS.COM	Active	12382 CIRCULA PANORAMA	92705	SANTA ANA	4	0.00%	471	0.42%
BAKERSFIELD GUN CLUB	Active	10111 ROSEDALE HWY STE 220	93312	BAKERSFIELD	4	0.00%	0	0.00%
BANNING PAWN	Inactive	6350 W RAMSEY G	92220	BANNING	4	0.00%	0	0.00%
BIG 5 SPORTING GOODS 424	Active	P O BOX 92088	90009	LOS ANGELES	4	0.00%	0	0.00%
BIG 5 SPORTING GOODS 431	Active	P O BOX 92088	90009	LOS ANGELES	4	0.00%	0	0.00%
EBR WORKS	Inactive	1560 NEWBURY RD 1 PMB 310	91320	NEWBURY PARK	4	0.00%	0	0.00%
BEACH LOAN SERVICES INC	Active	10551 BEACH BLVD	90680	STANTON	4	0.00%	0	0.00%
BIG 5 SPORTING GOODS 437	Active	P O BOX 92088	90009	LOS ANGELES	4	0.00%	0	0.00%
WILLIAMS ENTERPRISES	Active	21200 GEMINI WY	92241	DESERT HOT SPRINGS	4	25.00%	412	0.24%
NOR CAL ARMS	Active	4054 HYDE PARK COURT	96019	SHASTA LAKE	4	0.00%	182	0.55%
WISER OWL	Inactive	6904 MIRAMAR RD UNIT 105	92121	SAN DIEGO	4	0.00%	0	0.00%
AZUSA PAWN	Active	1028 W GLADSTONE ST	91702	AZUSA	4	25.00%	0	0.00%
KELLEYS FIREARMS	Active	98 MAIN ST STE B2	93465	TEMPLETON	4	0.00%	0	0.00%
MATTHEWS CARBINE COMPANY	Active	13607 E SHEPERD AVE	93619	CLOVIS	4	0.00%	0	0.00%
BIG 5 SPORTING GOODS #450	Active	P O BOX 92088	90009	LOS ANGELES	4	50.00%	293	0.34%
BROWNING'S BULLSEYE	Active	109 W HOBSON WAY	92225	BLYTHE	4	0.00%	0	0.00%
CAPITAL GUN CLUB	Active	2001 OPPORTUNITY DR	95678	ROSEVILLE	4	0.00%	0	0.00%

Dealer Name	Dealer Status	Address	Zip	City	2021-2023 Crime Guns	Percent < 1 Year TTC	2021-2023 Firearm Sales	Percent of Sales Recovered as Crime Guns
PROUD AMERICAN GUNS AND GEAR	Active	14751 BLUE WILDRYE CT	93314	BAKERSFIELD	4	0.00%	0	0.00%
STONEY CREEK ARMS	Active	5120 WEBB PL	92886	YORBA LINDA	4	50.00%	2,280	0.09%
MCKINLEYVILLE HOME AND GARDEN CENTER	Active	2725 CENTRAL AVE	95519	MCKINLEYVILLE	4	0.00%	0	0.00%
FULL SPECTRUM FIREARMS LLC	Active	4708 N MARTY	93722	FRESNO	4	0.00%	0	0.00%
A & C FIREARMS	Active	P.O. BOX 378	93225	FRAZIER PARK	4	25.00%	528	0.38%
RB BRINKLEY GUNSMITH	Active	332 D STREET	95901	MARYSVILLE	4	25.00%	1,220	0.16%
ARMORY OUTPOST	Inactive	P O BOX 1486	95763	FOLSOM	4	0.00%	0	0.00%
RUSSELL TACTICAL	Active	758 N GLASSELL ST	92867	ORANGE	4	0.00%	308	0.32%
EMPIRE GUNS & AMMO	Active	5085 ROCHESTER ST	92504	RIVERSIDE	4	0.00%	0	0.00%
THE 1911 GUY GRIPS-FAUSTO QUIROZ	Active	4373 MORRISTOWN DR	92505	RIVERSIDE	4	100.00%	294	1.02%
LOZO PRODUCTS	Active	28125 BRADLEY RD STE 295	92586	MENIFEE	4	0.00%	524	0.19%
GUNS UNLIMITED	Active	771 LA PALOMA WY	95020	GILROY	4	25.00%	225	0.89%
BIG 5 SPORTING GOODS 493	Active	PO BOX 92088	90009	LOS ANGELES	4	0.00%	0	0.00%
SAN JACINTO PAWN 1	Active	720 S SAN JACINTO AVE	92583	SAN JACINTO	4	50.00%	238	0.42%
GOOD2GO FIREARMS, LLC	Inactive	7509 N WILLOW AVE STE 104	93720	FRESNO	4	0.00%	0	0.00%
ALL VALLEY TACTICAL	Active	28480 C OLD TOWN FRONT ST	92590	TEMECULA	4	25.00%	0	0.00%
HIGH DESERT GUNS & AMMO	Inactive	15885 MAIN STREET, SUITE #220	92345	HESPERIA	4	0.00%	0	0.00%
BRENTWOOD RIFLE AND PISTOL	Inactive	305 TOWN CENTRE TER STE N&O	94513	BRENTWOOD	4	0.00%	0	0.00%
KEITH WEBBER GUNSMITHING	Active	1600 E CYPRESS AVENUE #6	96002	REDDING	4	50.00%	1,497	0.20%
TODD AND AMY ARMS AND AMMO	Inactive	501 LAKEVILLE STREET SUITE D	94952	PETALUMA	4	0.00%	0	0.00%
DAN'S FINE FIREARMS LLC DBA RAMONA SHOOTIST'S EMPO	Active	649 MAIN STREET, UNIT C	92065	RAMONA	4	25.00%	1,705	0.12%
BIG 5 SPORTING GOODS 498	Active	P.O. BOX 92088	90009	LOS ANGELES	4	0.00%	314	0.32%
FIREQUICK PRODUCTS INC	Active	P O BOX 910	93527	INYOKERN	4	50.00%	870	0.23%
DIAMOND D FEED	Active	P O BOX 667	96022	COTTONWOOD	4	50.00%	911	0.11%
MOTHER LODE PAWN	Active	626 S WASHINGTON STREET	95370	SONORA	4	0.00%	0	0.00%
BARNWOOD OUTPOST	Active	465 5TH AVENUE	95322	GUSTINE	4	50.00%	0	0.00%

Dealer Name	Dealer Status	Address	Zip	City	2021-2023 Crime Guns	Percent < 1 Year TTC	2021-2023 Firearm Sales	Percent of Sales Recovered as Crime Guns
MARINE CORPS COMMUNITY SERVICES (MCCS)	Active	P O BOX 452008	92145	SAN DIEGO	4	50.00%	2,839	0.14%
GUN PLATING	Active	8815 ALMOND AVENUE	95388	WINTON	4	50.00%	98	2.04%
ELITE GUNS, AMMO & TRAINING, LLC	Active	1201 20TH STREET, SUITE B	93301	BAKERSFIELD	4	100.00%	985	0.41%
EFTG CORP DBA VICTOR CHARLIE ARMORY	Active	4160 MARKET STREET SUITE 11	93003	VENTURA	4	100.00%	1,155	0.35%
DESPERATE MEASURES FIREARMS LLC DBA DESPERATE MEAS	Active	22420 VAN BUREN BLVD SUITE 300	92518	MARCH AIR RESERVE BASE	4	75.00%	2,978	0.13%
THE SHOP	Active	2864 NORTH G STREET	95340	MERCED	4	50.00%	452	0.88%
OUTLAWS ARMORY OF CANYON LAKE, LLC	Active	23421 CANYON LAKE DRIVE N	92587	MENIFEE	4	100.00%	932	0.43%
BEAR ARMS DEFENSE CORPORATION	Active	8383 WILSHIRE BLVD SUITE 660	90211	BEVERLY HILLS	4	100.00%	830	0.48%
EZ CUSTOM DESIGN INC DBA AA TACTICAL ENTERPRISE	Active	7267 LAZARE COURT	92880	CORONA	4	75.00%	1,059	0.38%
KHANJAN NOSRATABADI DBA TOP GUN ARMORY	Active	415 N TUSTIN STREET	92867	ORANGE	4	100.00%	702	0.57%
E2'S GUN VAULT	Active	363 W EL CAMINO REAL	94040	MOUNTAIN VIEW	4	100.00%	2,630	0.15%
JACK'S ARE BETTER	Active	4604 BELCREST WY	95821	SACRAMENTO	3	0.00%	0	0.00%
G H GUNS & SUPPLIES	Active	4215 E HARVARD	93703	FRESNO	3	33.33%	54	1.85%
LAST CHANCE FAST MONEY	Active	P O BOX 1339	95457	LOWER LAKE	3	0.00%	0	0.00%
AJ'S SUPER PAWN INC	Active	496 E HOLT AVE	91767	POMONA	3	0.00%	0	0.00%
WOOD RIVER L & T INC	Active	1003 W FOOTHILL BLVD	91702	AZUSA	3	33.33%	575	0.35%
SAN FERNANDO LOAN CO	Active	1131 SAN FERNANDO RD	91340	SAN FERNANDO	3	0.00%	0	0.00%
J W GUNS & ACCESSORIES	Inactive	250 IOWA	92507	RIVERSIDE	3	0.00%	0	0.00%
JERRY BERMAN & SONS	Active	24712 E SIXTH ST	92410	SAN BERNARDINO	3	0.00%	0	0.00%
JERNIGANS SPORTING GOODS	Inactive	56845 TWENTYNINE PALMS HWY	92284	YUCCA VALLEY	3	0.00%	0	0.00%
JOHN W LUTHER II	Active	8986 SVL BOX	92395	VICTORVILLE	3	0.00%	0	0.00%
DE CHIEL FIREARMS	Active	1069 MONSERATE AVE	91911	CHULA VISTA	3	0.00%	0	0.00%
THE OUTDOORSMAN	Active	1618 GRAND AVE	93433	GROVER BEACH	3	0.00%	0	0.00%
JOHN G CLARK JR	Inactive	4225 PINELAKE ST	93455	SANTA MARIA	3	0.00%	0	0.00%
HARRY MARX CHEVROLET/ HI-GRADE IMPORTS	Active	927 I ST	93635	LOS BANOS	3	66.67%	916	0.22%

Dealer Name	Dealer Status	Address	Zip	City	2021-2023 Crime Guns	Percent < 1 Year TTC	2021-2023 Firearm Sales	Percent of Sales Recovered as Crime Guns
ED'S RELOADING BENCH	Active	9937 RD 184	93270	TERRA BELLA	3	0.00%	0	0.00%
BIG 5 SPORTING GOODS 03	Active	P O BOX 92088	90009	LOS ANGELES	3	33.33%	427	0.23%
BIG 5 SPORTING GOODS 17	Active	P O BOX 92088	90009	LOS ANGELES	3	0.00%	0	0.00%
BIG 5 SPORTING GOODS 27	Active	P O BOX 92088	90009	LOS ANGELES	3	0.00%	88	1.14%
BIG 5 SPORTING GOODS 32	Active	P O BOX 92088	90009	LOS ANGELES	3	0.00%	0	0.00%
BIG 5 SPORTING GOODS 58	Active	P O BOX 92088	90009	LOS ANGELES	3	0.00%	0	0.00%
BIG 5 SPORTING GOODS 69	Active	P O BOX 92088	90009	LOS ANGELES	3	0.00%	0	0.00%
BIG 5 SPORTING GOODS 272	Active	P O BOX 92088	90009	LOS ANGELES	3	0.00%	355	0.28%
BIG 5 SPORTING GOODS 90	Active	P O BOX 92088	90009	LOS ANGELES	3	66.67%	147	1.36%
BIG 5 SPORTING GOODS 102	Active	P O BOX 92088	90009	LOS ANGELES	3	0.00%	0	0.00%
BIG 5 SPORTING GOODS 104	Active	P O BOX 92088	90009	LOS ANGELES	3	33.33%	263	0.76%
BIG 5 SPORTING GOODS 110	Active	P O BOX 92088	90009	LOS ANGELES	3	0.00%	0	0.00%
BIG 5 SPORTING GOODS 139	Active	P O BOX 92088	90009	LOS ANGELES	3	0.00%	0	0.00%
BIG 5 SPORTING GOODS 144	Active	P O BOX 92088	90009	LOS ANGELES	3	0.00%	0	0.00%
BIG 5 SPORTING GOODS 150	Active	P O BOX 92088	90009	LOS ANGELES	3	0.00%	0	0.00%
BIG 5 SPORTING GOODS 159	Active	P O BOX 92088	90009	LOS ANGELES	3	33.33%	219	0.46%
BIG 5 SPORTING GOODS 179	Active	P O BOX 92088	90009	LOS ANGELES	3	0.00%	250	0.40%
BIG 5 SPORTING GOODS 180	Active	P O BOX 92088	90009	LOS ANGELES	3	0.00%	0	0.00%
BIG 5 SPORTING GOODS 181	Active	P O BOX 92088	90009	LOS ANGELES	3	33.33%	166	0.60%
BIG 5 SPORTING GOODS 208	Active	P O BOX 92088	90009	LOS ANGELES	3	0.00%	0	0.00%
UP IN ARMS	Active	328 CENTRAL AVE	93015	FILLMORE	3	0.00%	0	0.00%
SHELL'S SPORTS	Active	14775 HOSKINS AVE	95315	DELHI	3	0.00%	0	0.00%
GUNS AND AMMO-OUTLET	Inactive	799 PLUMAS ST	95991	YUBA CITY	3	0.00%	0	0.00%
COLLECTIBLE COINS & JEWELRY	Active	226 SHORELINE HWY	94941	MILL VALLEY	3	0.00%	0	0.00%
BIG 5 SPORTING GOODS 224	Active	P O BOX 92088	90009	LOS ANGELES	3	0.00%	0	0.00%
SALVO INDUSTRIES	Active	26500 W AGOURA RD 102-240	91302	CALABASAS	3	0.00%	0	0.00%
BIG 5 SPORTING GOODS 228	Active	P O BOX 92088	90009	LOS ANGELES	3	0.00%	0	0.00%

Dealer Name	Dealer Status	Address	Zip	City	2021-2023 Crime Guns	Percent < 1 Year TTC	2021-2023 Firearm Sales	Percent of Sales Recovered as Crime Guns
SNIPERALEZ GUN WORKS AND SHOOTING SUPPLIES	Active	1951 GARDENIA LN	93212	CORCORAN	3	33.33%	0	0.00%
TEMECULA PAWN & COIN SHOP	Active	41125 WINCHESTER RD	92591	TEMECULA	3	0.00%	0	0.00%
DARIN'S GUN EXCHANGE	Active	950 RANDOLPH ST	94559	NAPA	3	0.00%	0	0.00%
BIG 5 SPORTING GOODS 261	Active	P O BOX 92088	90009	LOS ANGELES	3	0.00%	0	0.00%
NORTHWEST SPORTING GOODS	Active	1637 S MAIN ST	95490	WILLITS	3	0.00%	164	1.22%
BIG 5 SPORTING GOODS 288	Active	P O BOX 92088	90009	LOS ANGELES	3	33.33%	105	0.95%
ARLINGTON FIREARMS	Inactive	P O BOX 397	95713	COLFAX	3	0.00%	0	0.00%
BIG 5 SPORTING GOODS 303	Active	P O BOX 92088	90009	LOS ANGELES	3	0.00%	0	0.00%
BIG 5 SPORTING GOODS 313	Active	P O BOX 92088	90009	LOS ANGELES	3	33.33%	116	0.86%
BIG 5 SPORTING GOODS 326	Active	P O BOX 92088	90009	LOS ANGELES	3	0.00%	208	0.48%
SURON ENTERPRISES	Active	16341 VALLEY LN	95446	GUERNEVILLE	3	0.00%	0	0.00%
LAKESHORE SPORTS	Active	18255 VINTAGE CT UNIT C	95461	MIDDLETOWN	3	0.00%	0	0.00%
HOOK LINE & SINKER	Inactive	3100 MAIN ST 260	94561	OAKLEY	3	0.00%	0	0.00%
BIG 5 SPORTING GOODS 376	Active	P O BOX 92088	90009	LOS ANGELES	3	0.00%	86	1.16%
IRVINGTON ARMS	Inactive	40927 GRIMMER BLVD	94538	FREMONT	3	0.00%	0	0.00%
AFTER SHOCK PERFORMANCE	Active	3023 ESPLANADE STE 1	95973	CHICO	3	0.00%	0	0.00%
BIG 5 SPORTING GOODS 403	Active	P O BOX 92088	90009	LOS ANGELES	3	0.00%	0	0.00%
KERLEY'S HUNTING AND OUTFITTING	Inactive	20301 STEVENS CREEK BLVD	95014	CUPERTINO	3	0.00%	0	0.00%
BANKS ENTERPRISES	Active	P O BOX 783	95327	JAMESTOWN	3	33.33%	111	0.90%
ATASCADERO FIREARMS	Active	8850 MORRO RD	93422	ATASCADERO	3	0.00%	0	0.00%
CENTER MASS SHOOTING RANGE	Active	27 COMMERCE PL	95687	VACAVILLE	3	0.00%	0	0.00%
BRIGHT SPOT PAWN INC	Inactive	9075 MISSION BLVD	92509	JURUPA VALLEY	3	0.00%	0	0.00%
AEGIS TRADING ENTERPRISES,LLC	Active	1004 W MAGNOLIA BLVD	91506	BURBANK	3	0.00%	0	0.00%
GRECO'S HUNTING & CAMPING GEAR	Active	7093 DANYEUR RD	96001	REDDING	3	0.00%	0	0.00%
SEMPER FI MFG INC	Inactive	5755 VALENTINE RD STE 203	93003	VENTURA	3	0.00%	0	0.00%

Dealer Name	Dealer Status	Address	Zip	City	2021-2023 Crime Guns	Percent < 1 Year TTC	2021-2023 Firearm Sales	Percent of Sales Recovered as Crime Guns
LR STONES	Active	5436 N TAHAN AVENUE	93711	FRESNO	3	0.00%	0	0.00%
BIG 5 SPORTING GOODS 54	Active	P O BOX 92088	90009	LOS ANGELES	3	0.00%	0	0.00%
ESM GUNS	Inactive	415 6TH ST	95045	SAN JUAN BAUTISTA	3	0.00%	0	0.00%
SACRAMENTO BLACK RIFLE	Inactive	6671 BLUE OAKS BLVD STE 2	95765	ROCKLIN	3	0.00%	0	0.00%
WD'S GUN EXCHANGE	Inactive	1014S WESTLAKE BLVD STE 14-134	91361	WESTLAKE VILLAGE	3	0.00%	0	0.00%
CW ENTERPRISES	Active	1370 WAGSTAFF RD	95969	PARADISE	3	0.00%	0	0.00%
DICK'S SPORTING GOODS	Active	3401 DALE RD	95356	MODESTO	3	0.00%	0	0.00%
SANTA CRUZ ARMORY	Active	8055 FERNWOOD AVE	95005	BEN LOMOND	3	0.00%	0	0.00%
PALADIN ARMS	Inactive	488 W ONSTOTT RD	95993	YUBA CITY	3	0.00%	0	0.00%
BLACK RIFLE BOYS	Active	1752 W JULIEANN AVE	93257	PORTERVILLE	3	0.00%	1,028	0.19%
AMERICAN TACTICAL FIREARMS	Active	7635 WOODCHUCK WY	95610	CITRUS HEIGHTS	3	0.00%	0	0.00%
NORCO ARMORY	Active	1950 S FOUR WHEEL DR STE B	92860	NORCO	3	0.00%	0	0.00%
MCCOY HARDWARE AND FARM SUPPLY	Active	2060 SOUTH AVE	96021	CORNING	3	0.00%	0	0.00%
BOOGALOO TACTICAL	Active	5628 MARIALINDA ST	90503	TORRANCE	3	0.00%	0	0.00%
LIBERTY GUNS	Active	611 DORNIE ST	91741	GLENDORA	3	33.33%	176	0.57%
AMBROSE ARMORY	Active	1429 INDUSTRIAL AVENUE	92029	ESCONDIDO	3	0.00%	0	0.00%
SPORTSMANS GUN ROOM INC	Active	3125 PENRYN RD 360	95663	PENRYN	3	0.00%	0	0.00%
CROSSFIRE FIREARMS	Active	8509 HAYLOFT PL	92508	RIVERSIDE	3	0.00%	0	0.00%
VANDEMBERG MAIN EXCHANGE	Active	10400 COMMUNITY LOOP	93437	LOMPOC	3	33.33%	1,046	0.10%
DZURO'S GUNS AND ACCESSORIES	Inactive	3037 GOLF COURSE DRIVE #6	93003	VENTURA	3	0.00%	0	0.00%
SAFETY FIRST FIREARMS	Active	8360 REDWOOD BLVD	93505	CALIFORNIA CITY	3	66.67%	162	1.85%
MY GUN STORE	Active	7311 GALILEE RD STE 195	95678	ROSEVILLE	3	0.00%	0	0.00%
RHOADES OUTDOORS	Active	529 SAN MADELE AVE	93210	COALINGA	3	33.33%	401	0.25%
KAUFMANN TACTICAL FIREARMS	Inactive	5816 E SHIELDS AVENUE #102	93727	FRESNO	3	0.00%	0	0.00%
AMMUNITION SUPPLY POINT SOLANO	Inactive	630 ORANGE DR STE C	95687	VACAVILLE	3	0.00%	0	0.00%
CHAVEZ FIREARMS 209	Active	2755 MCKEE RD	95340	MERCED	3	100.00%	421	0.71%

Dealer Name	Dealer Status	Address	Zip	City	2021-2023 Crime Guns	Percent < 1 Year TTC	2021-2023 Firearm Sales	Percent of Sales Recovered as Crime Guns
CHRISTOPHER DONALD VAN ZANDT	Active	59868 PHILLIPI	92285	LANDERS	3	0.00%	0	0.00%
BIG 5 SPORTING GOODS 472	Active	P.O. BOX 92088	90009	LOS ANGELES	3	0.00%	0	0.00%
ALL TERRAIN FIREARMS	Active	15748 CHELMSFORD CIRCLE	96161	TRUCKEE	3	0.00%	0	0.00%
ASAP INSPIRE	Active	19153 COLIMA RD	91748	ROWLAND HEIGHTS	3	0.00%	0	0.00%
IMPERIAL BEACH GUNS	Active	916 IMPERIAL BEACH BLVD	91932	IMPERIAL BEACH	3	33.33%	0	0.00%
LODI PAWN JEWELRY & LOAN	Active	330 W LODI AVE STE F	95240	LODI	3	0.00%	0	0.00%
TEA PARTY ARMS	Active	15270 MCKAMEY COURT	95370	SONORA	3	66.67%	1,125	0.18%
HEADHUNTERS FIREARMS	Active	7712 TALBERT AVENUE, UNIT C	92647	HUNTINGTON BEACH	3	0.00%	0	0.00%
GAVIN DE BECKER & ASSOCIATES LP	Active	350 N GLENDALE AVENUE #517	91206	GLENDALE	3	33.33%	398	0.25%
GOLDEN STATE FIREARMS	Active	1150 REDWOOD ST	93561	TEHACHAPI	3	0.00%	0	0.00%
WEST DECALS	Active	8209 BELLOWS AVE	93311	BAKERSFIELD	3	100.00%	243	0.82%
ACCURATE ARMS	Active	171 E AIRWAY BLVD	94551	LIVERMORE	3	66.67%	1,987	0.15%
RZ OPERATIONS	Active	3040 MONTROSE WY	95762	EL DORADO HILLS	3	0.00%	0	0.00%
GOLD COUNTRY SPORTS/EGGLESTON BULLETS	Active	1160 LOZANOS RD	95658	NEWCASTLE	3	0.00%	0	0.00%
MURRIETA PAWN	Inactive	39872 LOS ALAMOS ROAD STE A-6	92562	MURRIETA	3	0.00%	0	0.00%
GILLIO RARE COINS FINE JEWELRY & LOAN	Active	8 W FIGUEROA ST	93101	SANTA BARBARA	3	0.00%	0	0.00%
DICKS SPORTING GOODS 1195	Active	435 LOS CERRITOS CTR SP F17	90703	CERRITOS	3	0.00%	0	0.00%
GALT SHOOTING SPORTS LLC	Active	811 C STREET	95632	GALT	3	0.00%	0	0.00%
DAN'S OUTFITTERS & GUN SHOP	Active	842 PASO ROBLES ST	93446	PASO ROBLES	3	0.00%	0	0.00%
SCOTT JAMES FIREARM SALES & TRAINING	Active	2402 WEST MAIN STREET	93291	VISALIA	3	0.00%	185	0.54%
SHAFAER'S ACE HARDWARE	Active	2760 E ST.	95501	EUREKA	3	0.00%	0	0.00%
AUTO & EQUIPMENT PAWN	Active	4514 PACIFIC HEIGHTS RD	95965	OROVILLE	3	33.33%	171	0.58%
NORCO ARMORY	Active	1675 HAMNER AVE	92860	NORCO	3	0.00%	0	0.00%
USPA PATRIOTIC ARMS	Active	23457 CANYON LAKE DR NORTH	92587	MENIFEE	3	66.67%	3,423	0.06%
FIREARM SUPPLY CO.	Active	17272 PRAIRE MILE ROAD	92065	RAMONA	3	33.33%	0	0.00%

Dealer Name	Dealer Status	Address	Zip	City	2021-2023 Crime Guns	Percent < 1 Year TTC	2021-2023 Firearm Sales	Percent of Sales Recovered as Crime Guns
DICKS SPORTING GOODS	Active	176 W HILLCREST DRIVE	91360	THOUSAND OAKS	3	0.00%	0	0.00%
TRIDENT GUNSMITHING LLC	Inactive	8665 MIRALANI DRIVE SUITE 250	92126	SAN DIEGO	3	0.00%	0	0.00%
MISSION PRECISION	Active	1753 SAN FERNANDO ROAD	91340	SAN FERNANDO	3	33.33%	456	0.22%
RUBEN JAMES ROSAS DBA BACK 2 BASICS	Active	4475 SOTO STREET	92509	JURUPA VALLEY	3	100.00%	443	0.68%
THE SPORTSMAN INC	Active	90 S WASHINGTON STREET	95370	SONORA	3	0.00%	0	0.00%
GREAT DANE GUNS AND AMMO	Active	2338 RAVINA CURVE	91784	UPLAND	3	33.33%	642	0.31%
COAST HARDWARE & RADIO SHACK	Active	300 N MAIN STREET	95437	FORT BRAGG	3	33.33%	686	0.29%
BOVI INC DBA BAKERSFIELD AMMO & GUN SALES	Active	4208 ROSEDALE HWY #205	93308	BAKERSFIELD	3	0.00%	0	0.00%
SOUTH GATE FIREARM SUPPLY	Active	28420 YOSEMITE SPRINGS SUITE B	93614	COARSEGOLD	3	66.67%	1,690	0.12%
MIKES TACTICALS LLC	Active	1320 EDMONTON COURT	95376	TRACY	3	33.33%	4,362	0.05%
SOCAL GUNBROKER	Active	1137 GEM LANE	92065	RAMONA	3	33.33%	1,632	0.12%
MOSHIACH TACTICAL	Active	497 5TH STREET	95322	GUSTINE	3	33.33%	109	0.92%
JAVIER SMOGTIME	Active	524 E FREMONT STREET	95202	STOCKTON	3	66.67%	608	0.49%
ORANGEVALE ARMS	Active	531 45TH STREET	95819	SACRAMENTO	3	33.33%	1,880	0.16%
DEFIANT ARMS, INC	Active	28671 CALLE CORTEZ SUITE K	92590	TEMECULA	3	33.33%	400	0.75%
BALLISTIC PRECISION INC	Active	640 W CEDAR STREET	95501	EUREKA	3	33.33%	0	0.00%
SHEEPDOG ARMORY	Active	613 TAFOYA DRIVE	95776	WOODLAND	3	66.67%	682	0.44%
G&S SYNDICATE DBA CHOSEN ARMORY	Active	5135 EDISON AVENUE SUITE 10	91710	CHINO	3	100.00%	2,027	0.15%
SIERRA OUTDOOR OUTFITTER LLC	Active	63 S WASHINGTON STREET	95370	SONORA	3	100.00%	2,380	0.08%
CONTENTE FIREARMS & SUPPLY	Active	3462 AMANECER AVENUE	93619	CLOVIS	3	66.67%	542	0.55%
ARM N ARMS	Active	1464 E LOS ANGELES AVE UNIT 3	93065	SIMI VALLEY	3	100.00%	835	0.36%
SILVERADO STONE DESIGN, INC	Active	3101 ALHAMBRA DRIVE	95682	SHINGLE SPRINGS	3	100.00%	157	1.91%
DANGEROUS DAVE AND SONS	Active	208 W MINER STREET	96097	YREKA	3	100.00%	1,730	0.17%

Dealer Name	Dealer Status	Address	Zip	City	2021-2023 Crime Guns	Percent < 1 Year TTC	2021-2023 Firearm Sales	Percent of Sales Recovered as Crime Guns
COASTAL ADVENTURES LLC DBA THE OUTDOORSMAN	Active	1402 EAST GRAND AVENUE SUITE B	93420	ARROYO GRANDE	3	100.00%	3,259	0.09%
FIRE FARM LLC	Active	4410 TIAMO WAY	95212	STOCKTON	3	100.00%	495	0.61%
UNITED AMMO	Active	3100 S MOONEY BLVD	93277	VISALIA	3	100.00%	831	0.36%
BRUCE GRAY'S CUSTOM CASE FORMING	Active	145 W 20TH ST	95928	CHICO	2	50.00%	0	0.00%
BERRY CREEK GUNS	Inactive	675 ORO DAM BLVD B	95965	OROVILLE	2	0.00%	0	0.00%
WESTSIDE ARMS	Active	P O BOX 765	95912	ARBUCKLE	2	0.00%	473	0.21%
DEAN'S COINS AND PAWNING	Active	2325 E MCKINLEY	93703	FRESNO	2	50.00%	0	0.00%
MACS SPORTING GOODS	Active	425 N MAIN ST	93514	BISHOP	2	0.00%	0	0.00%
THE AMMO DUMP	Active	4040 EASTON DR 1	93309	BAKERSFIELD	2	0.00%	0	0.00%
RICHARD B DUBIN DBA RICK DUBIN GUNS	Active	P O BOX 663	91012	LA CANADA FLINTRIDGE	2	0.00%	0	0.00%
BEALE AFB ROD -N- GUN CLUB	Active	6000 C ST RM 111	95903	BEALE AFB	2	50.00%	581	0.17%
WLP SALES	Active	830 PALM DR	91202	GLENDALE	2	0.00%	0	0.00%
BIG 5 SPORTING GOODS 127	Active	P O BOX 92088	90009	LOS ANGELES	2	50.00%	0	0.00%
D & L ARMS	Inactive	P O BOX 769	93644	OAKHURST	2	0.00%	0	0.00%
J & D GUNS & AMMO	Inactive	50406 JOLON RD	93930	KING CITY	2	0.00%	0	0.00%
F W GUNS	Active	109 ALSTON LN	94558	NAPA	2	0.00%	0	0.00%
MARK S MATTESON	Active	16124 MCCOURTNEY RD	95949	GRASS VALLEY	2	50.00%	0	0.00%
ADAMSON POLICE PRODUCTS	Inactive	1900 W KATELLA AVE STE A	92867	ORANGE	2	0.00%	0	0.00%
ORANGE PAWN SHOP	Active	829 N TUSTIN ST	92867	ORANGE	2	0.00%	0	0.00%
DAVID LAKE	Active	1655 ROCKY PT RD	96122	PORTOLA	2	0.00%	0	0.00%
SCHMIDT'S GUNS	Active	30 BERNICE CT	95023	HOLLISTER	2	0.00%	0	0.00%
HALBROOK'S CARVING & GUN ROOM	Active	17564 ARROW BLVD	92335	FONTANA	2	0.00%	182	1.10%
SOUTHERN CALIFORNIA GUN	Inactive	4891 CONVOY ST	92111	SAN DIEGO	2	0.00%	0	0.00%
ADAMSON POLICE PRODUCTS	Active	160 AIRWAY BLVD	94551	LIVERMORE	2	0.00%	1,212	0.08%
JON'S GUNWORKS	Inactive	4061 CAMAS CT	95973	CHICO	2	0.00%	0	0.00%
SECURITY LOCK & KEY SERVICE	Active	209 S SACRAMENTO ST	95240	LODI	2	0.00%	0	0.00%
KRAUSEWERK	Active	P O BOX 6061	94403	SAN MATEO	2	0.00%	0	0.00%
TABOR'S SHOOTERS SUPPLY INC	Inactive	471 EL CAMINO REAL	94066	SAN BRUNO	2	0.00%	0	0.00%

Dealer Name	Dealer Status	Address	Zip	City	2021-2023 Crime Guns	Percent < 1 Year TTC	2021-2023 Firearm Sales	Percent of Sales Recovered as Crime Guns
DAVID A CHAN	Active	1571 GRACKLE WAY	94087	SUNNYVALE	2	0.00%	0	0.00%
FIREARMS UNLIMITED	Active	417 TROUT GULCH RD	95003	APTOS	2	0.00%	0	0.00%
MIKES GUN REPAIR	Inactive	970 VIRGINIA DR	94571	RIO VISTA	2	0.00%	0	0.00%
OSTERT'S GUN SALES	Active	7359 CIRCLE DR	94928	ROHNERT PARK	2	0.00%	0	0.00%
DOWN RANGE	Inactive	3230 MITCHELL RD C	95307	CERES	2	0.00%	0	0.00%
OAK TREE ARMS	Active	1138 MARIPOSA DR	93060	SANTA PAULA	2	0.00%	0	0.00%
BERNARD M WITTKINS FIREARMS & ACCESSORIES	Active	244 S PETIT AVE	93004	VENTURA	2	0.00%	0	0.00%
THE BELLIGERENT DUCK	Inactive	P O BOX 1214	96101	ALTURAS	2	0.00%	0	0.00%
BIG 5 SPORTING GOODS 26	Active	P O BOX 92088	90009	LOS ANGELES	2	0.00%	0	0.00%
BIG 5 SPORTING GOODS 37	Active	P O BOX 92088	90009	LOS ANGELES	2	0.00%	0	0.00%
BIG 5 SPORTING GOODS 41	Active	P O BOX 92088	90009	LOS ANGELES	2	0.00%	0	0.00%
BIG 5 SPORTING GOODS 46	Active	P O BOX 92088	90009	LOS ANGELES	2	0.00%	0	0.00%
BIG 5 SPORTING GOODS 334	Active	P O BOX 92088	90009	LOS ANGELES	2	50.00%	168	0.60%
BIG 5 SPORTING GOODS 48	Active	P O BOX 92088	90009	LOS ANGELES	2	0.00%	0	0.00%
BIG 5 SPORTING GOODS 57	Active	P O BOX 92088	90009	LOS ANGELES	2	50.00%	120	1.67%
BIG 5 SPORTING GOODS 61	Active	P.O. BOX 92088	90009	LOS ANGELES	2	0.00%	0	0.00%
BIG 5 SPORTING GOODS 76	Active	P O BOX 92088	90009	LOS ANGELES	2	0.00%	0	0.00%
BIG 5 SPORTING GOODS 374	Active	P O BOX 92088	90009	LOS ANGELES	2	50.00%	156	0.64%
BIG 5 SPORTING GOODS 98	Active	P O BOX 92088	90009	LOS ANGELES	2	0.00%	0	0.00%
BIG 5 SPORTING GOODS 101	Active	P O BOX 92088	90009	LOS ANGELES	2	0.00%	0	0.00%
BIG 5 SPORTING GOODS 113	Active	P O BOX 92088	90009	LOS ANGELES	2	0.00%	0	0.00%
BIG 5 SPORTING GOODS 145	Active	P O BOX 92088	90009	LOS ANGELES	2	0.00%	0	0.00%
BIG 5 SPORTING GOODS 154	Active	P O BOX 92088	90009	LOS ANGELES	2	0.00%	0	0.00%
BIG 5 SPORTING GOODS 157	Active	P O BOX 92088	90009	LOS ANGELES	2	0.00%	0	0.00%
BIG 5 SPORTING GOODS 162	Active	P O BOX 92088	90009	LOS ANGELES	2	0.00%	436	0.23%
BIG 5 SPORTING GOODS 186	Active	P O BOX 92088	90009	LOS ANGELES	2	0.00%	0	0.00%
RONALD LEROY WALLS	Active	10808 FOOTHILL BLVD 160-434	91730	RANCHO CUCAMONGA	2	0.00%	0	0.00%
JON'S GUNS	Active	3794 POMEGRANATE AVE	95307	CERES	2	0.00%	0	0.00%
BOYCE FIREARMS SALES	Active	10681 9 1/8 AVE	93230	HANFORD	2	0.00%	0	0.00%

Dealer Name	Dealer Status	Address	Zip	City	2021-2023 Crime Guns	Percent < 1 Year TTC	2021-2023 Firearm Sales	Percent of Sales Recovered as Crime Guns
DAVE'S GUNSMITHING	Active	1415 GARDEN HWY STE B	95991	YUBA CITY	2	0.00%	0	0.00%
BIG 5 SPORTING GOODS 216	Active	P O BOX 92088	90009	LOS ANGELES	2	0.00%	0	0.00%
EXETER MERCANTILE COMPANY	Active	P O BOX 67	93221	EXETER	2	0.00%	0	0.00%
BIG 5 SPORTING GOODS 236	Active	P O BOX 92088	90009	LOS ANGELES	2	0.00%	0	0.00%
D C ARMS	Active	11550 17TH AVE	93245	LEMOORE	2	0.00%	0	0.00%
PACIFIC SPORTING ARMS	Active	912 W 10TH ST	91702	AZUSA	2	0.00%	2,561	0.08%
PAUL SCHAFFER	Inactive	6003 PASEO PALMILLA	93117	GOLETA	2	0.00%	0	0.00%
TRACY SHOOTING SUPPLIES INC	Inactive	22 EAST 11TH ST	95376	TRACY	2	0.00%	0	0.00%
BIG 5 SPORTING GOODS 292	Active	P O BOX 92088	90009	LOS ANGELES	2	0.00%	0	0.00%
BIG 5 SPORTING GOODS 294	Active	P O BOX 92088	90009	LOS ANGELES	2	0.00%	0	0.00%
HEWITT A SMITH	Active	P O BOX 1406	92324	COLTON	2	0.00%	0	0.00%
BIG 5 SPORTING GOODS 318	Active	P O BOX 92088	90009	LOS ANGELES	2	0.00%	0	0.00%
BIG 5 SPORTING GOODS 321	Active	P O BOX 92088	90009	LOS ANGELES	2	0.00%	0	0.00%
ANDREWS INTERNATIONAL	Active	28001 SMYTH DR STE 106	91355	VALENCIA	2	0.00%	0	0.00%
BIG 5 SPORTING GOODS 325	Active	P O BOX 92088	90009	LOS ANGELES	2	50.00%	110	0.91%
BIRDS LANDING LLC	Active	2099 COLLINSVILLE RD	94585	SUISUN CITY	2	0.00%	0	0.00%
RANGE MASTER OF SANTA MARIA	Inactive	2004 PREISKER LANE STE I	93454	SANTA MARIA	2	0.00%	0	0.00%
BIG 5 SPORTING GOODS 340	Active	P O BOX 92088	90009	LOS ANGELES	2	50.00%	134	1.49%
PROPLOCK INC	Active	P O BOX 118	95366	RIPON	2	100.00%	779	0.26%
TUNN TAVERN ARMS	Active	2127 SANCTUARY WAY	95337	MANTECA	2	0.00%	0	0.00%
BIG 5 SPORTING GOODS 345	Active	P O BOX 92088	90009	LOS ANGELES	2	0.00%	0	0.00%
STONE'S GUN SHOP	Active	829 MARTIN LUTHER KING JR WY	95341	MERCED	2	0.00%	0	0.00%
WILEY'S ARMORY	Inactive	P O BOX 1033	93225	FRAZIER PARK	2	0.00%	0	0.00%
INDEPENDENCE ARMORY	Inactive	501 LAKEVILLE ST STE D	94952	PETALUMA	2	0.00%	0	0.00%

Dealer Name	Dealer Status	Address	Zip	City	2021-2023 Crime Guns	Percent < 1 Year TTC	2021-2023 Firearm Sales	Percent of Sales Recovered as Crime Guns
COASTAL PROFESSIONAL SERVICES LLC	Active	894 PATTY KAY CT	93444	NIPOMO	2	50.00%	574	0.17%
B & H GUNS	Inactive	20408 CLARKDALE	90715	LAKEWOOD	2	0.00%	0	0.00%
BIG 5 SPORTING GOODS 379	Active	P O BOX 92088	90009	LOS ANGELES	2	0.00%	127	0.79%
DREW'S PRECISION RELOADING FIREARMS	Inactive	14238 VALLEY CENTER DR STE 105	92395	VICTORVILLE	2	0.00%	0	0.00%
ROBERTS GUNSMITHING AND POLICE SUPPLY	Active	P O BOX 6059	95763	FOLSOM	2	0.00%	0	0.00%
LOCK & LOAD GUNSMITHING	Inactive	1507 E CHESTNUT AVE	93436	LOMPOC	2	0.00%	0	0.00%
RICOCHET FIREARMS	Active	10642 E ALDER CREEK RD	96161	TRUCKEE	2	0.00%	0	0.00%
WHISKEY TANGO FIREARMS	Inactive	26740 OAK AVE UNIT C	91351	CANYON COUNTRY	2	0.00%	0	0.00%
MINUTEMAN FIREARMS LLC	Active	1786 N PARTRIDGE ST	92806	ANAHEIM	2	0.00%	0	0.00%
TACTICAL RELOAD	Inactive	472 205 JOHNSTONVILLE RD UNIT7	96130	SUSANVILLE	2	0.00%	0	0.00%
SPRINGVILLE ARMORY	Active	P O BOX 154	93265	SPRINGVILLE	2	0.00%	0	0.00%
T & A ARMORY	Inactive	628 S HARBOR BLVD	92704	SANTA ANA	2	0.00%	0	0.00%
WEST COAST FIREARMS	Inactive	16419 BLACK HAWK AVE	93314	BAKERSFIELD	2	0.00%	0	0.00%
HIRAMS GUNS & SPIRITS	Inactive	660 S MAGNOLIA AVE	92020	EL CAJON	2	0.00%	0	0.00%
PERSONAL DEFENSE WEAPONS	Active	5047 ROBERT J MATHEWS STE 700	95762	EL DORADO HILLS	2	0.00%	0	0.00%
GOLDEN GATE GUNS INC	Inactive	360 EL CAMINO REAL	94066	SAN BRUNO	2	0.00%	0	0.00%
FOOTHILL FIREARMS	Inactive	2185 MYERS ST	95966	OROVILLE	2	0.00%	0	0.00%
LADS GUN SCHOOL	Active	P.O. BOX 477	93238	KERNVILLE	2	0.00%	0	0.00%
PACIFIC COAST HOME DEFENSE	Inactive	3800 OCEANIC DR STE 108	92056	OCEANSIDE	2	0.00%	0	0.00%
SPECTRUM FIREARMS	Active	P O BOX 401	95258	WOODBIDGE	2	0.00%	0	0.00%
HOULDING PRECISION FIREARMS	Inactive	2980 FALCON DR	93637	MADERA	2	0.00%	0	0.00%
BIG 5 SPORTING GOODS 418	Active	P O BOX 92088	90009	LOS ANGELES	2	0.00%	177	0.56%
RALSTON RODS & TACKLE INC	Inactive	5400 SCOTT VALLEY DR D	95066	SCOTTS VALLEY	2	0.00%	0	0.00%
JEFFREY THOMAS DBA JT'S FIREARMS	Active	2 MCLAREN, SUITE A	92618	IRVINE	2	50.00%	491	0.20%

Dealer Name	Dealer Status	Address	Zip	City	2021-2023 Crime Guns	Percent < 1 Year TTC	2021-2023 Firearm Sales	Percent of Sales Recovered as Crime Guns
MGM TACTICAL	Active	9712 AUTUMN SERNADE CT	93312	BAKERSFIELD	2	0.00%	0	0.00%
WIRZ WHOLESALE SHOOTING SUPPLY LLC	Active	27200 3RD ST	92346	HIGHLAND	2	0.00%	0	0.00%
BROWNS GUNS	Inactive	2562 VAN DUZEN RD	95526	BRIDGEVILLE	2	0.00%	0	0.00%
WESTERN SIERRA FIREARMS	Inactive	P O BOX 115	95936	DOWNIEVILLE	2	0.00%	0	0.00%
GUNS UP!	Active	10537 CAMERON CANYON ROAD	93501	MOJAVE	2	0.00%	0	0.00%
PLACER TACTICAL	Active	533 LINCOLN BLVD 7	95648	LINCOLN	2	0.00%	0	0.00%
TUSCAN OUTDOORS	Inactive	1705 AIRPORT BLVD STE E	96080	RED BLUFF	2	0.00%	0	0.00%
FALLING HAMMER FIREARMS	Inactive	835 MARTIN LUTHER KING JR WAY	95341	MERCED	2	0.00%	0	0.00%
PRECISION TACTICAL	Active	7383 EL CAMINO REAL	93422	ATASCADERO	2	0.00%	0	0.00%
J & K MUSTANG	Inactive	4944 DATE	95841	SACRAMENTO	2	0.00%	0	0.00%
WHOLESALE GUNS	Active	10769 WOODSIDE AVE 206	92071	SANTEE	2	0.00%	0	0.00%
WE THE PEOPLE FIREARMS AND ACCESSORIES	Inactive	725 POLLASKY AVE 109	93612	CLOVIS	2	0.00%	0	0.00%
THE ARMORY	Inactive	1864 LOMA LINDA CR	93635	LOS BANOS	2	0.00%	0	0.00%
DEATH OR GLORY GUN WORKS	Active	15412 SAINT CLEMENT WAY	93314	BAKERSFIELD	2	0.00%	0	0.00%
MICKELSON'S FIREARMS	Active	265 PICHOLINE WAY	95928	CHICO	2	100.00%	458	0.22%
MCWILLIAMS GUNSMITHING	Active	11435 TWIN CITIES RD	95632	GALT	2	0.00%	0	0.00%
BIG 5 SPORTING GOODS 434	Active	P O BOX 92088	90009	LOS ANGELES	2	0.00%	0	0.00%
SOUTH TAHOE FIREARMS	Inactive	P O BOX 16489	96151	SOUTH LAKE TAHOE	2	0.00%	0	0.00%
MIKE'S GUNBROKER	Inactive	9538 HESPERIA RD	92345	HESPERIA	2	0.00%	0	0.00%
BIG 5 SPORTING GOODS 444	Active	P O BOX 92088	90009	LOS ANGELES	2	50.00%	73	1.37%
J I C AMMUNITION OF FRESNO	Active	4033 N HAYES AVE	93723	FRESNO	2	100.00%	87	2.30%
H & N GLOBAL INC	Active	6291 N BLACKSTONE AVE	93710	FRESNO	2	0.00%	0	0.00%
A & W SURPLUS AND SALVAGE	Active	3330 N DUKE AVE	93727	FRESNO	2	0.00%	0	0.00%
ANDREW E RICHTER	Active	3108 RIDGEDALE ST	93306	BAKERSFIELD	2	0.00%	0	0.00%
EAGLE EYE FIREARMS	Active	270 E HWY 246 STE 109	93427	BUELLTON	2	100.00%	695	0.14%
DE HAAN FIREARMS	Active	16207 AVE 188	93267	STRATHMORE	2	0.00%	0	0.00%

Dealer Name	Dealer Status	Address	Zip	City	2021-2023 Crime Guns	Percent < 1 Year TTC	2021-2023 Firearm Sales	Percent of Sales Recovered as Crime Guns
DICK'S SPORTING GOODS INC 1025	Active	7542 EDINGER AVE	92647	HUNTINGTON BEACH	2	0.00%	0	0.00%
STEINHAUER ARMS AND GUNSMITHING	Active	17760 AVENUE 278	93221	EXETER	2	0.00%	0	0.00%
THE RASPY RABBIT	Active	39450 3RD ST EAST 101	93550	PALMDALE	2	0.00%	0	0.00%
LEGENDARY FIREARMS	Inactive	1426 BEVERLY AVE	93611	CLOVIS	2	0.00%	0	0.00%
PARA BELLUM TACTICAL	Active	6145 SAN ANSELMO	93422	ATASCADERO	2	0.00%	0	0.00%
CHICO GUN	Inactive	1351 MANGROVE AVE STE B 1	95926	CHICO	2	0.00%	0	0.00%
VALLEY FIREARMS AND AMMO INC	Active	1551 ALAMO PINTADO RD	93463	SOLVANG	2	0.00%	0	0.00%
DICK'S SPORTING GOODS, INC.	Active	2820 DUBLIN BLVD	94568	DUBLIN	2	0.00%	0	0.00%
T & L TACTICAL DBA THE PRO SHOP	Active	6368 N FIGARDEN DRIVE STE 116	93722	FRESNO	2	0.00%	0	0.00%
FLAME 4 ENSICS	Inactive	103 LOS SANTOS CT	94590	VALLEJO	2	0.00%	0	0.00%
GARYS GUNS AND GUNSMITHING	Inactive	1966 WILL-O-VIEW CT	95453	LAKEPORT	2	0.00%	0	0.00%
DICK'S SPORTING GOODS INC	Active	875 BROWNING ST	96003	REDDING	2	0.00%	0	0.00%
ALSAMOUR FIREARM	Active	12165 KIOWA RD #3	92308	APPLE VALLEY	2	0.00%	0	0.00%
JUM PAWN IT	Active	11142 WHITTIER BLVD	90606	WHITTIER	2	0.00%	0	0.00%
WINE COUNTRY ESTATE SALES	Inactive	4927 SONOMA HWY 12 STE E	95409	SANTA ROSA	2	0.00%	0	0.00%
BIG 5 SPORTING GOODS #467	Active	P.O. BOX 92088	90009	LOS ANGELES	2	0.00%	0	0.00%
SHIELD CLOTHING COMPANY INC	Active	139 W RIALTO AVE	92376	RIALTO	2	0.00%	0	0.00%
PAPER N INK	Active	41321 JAMAICA SANDS DR	92203	INDIO	2	0.00%	229	0.44%
PRECISION GUN WORKS SAN DIEGO	Active	2515 PIONEER AVE STE 2	92081	VISTA	2	50.00%	540	0.19%
BOB ZINNS	Active	12518 GREEN STREET	93516	BORON	2	0.00%	0	0.00%
TRINITY TACTICAL	Active	P O BOX 764	96093	WEAVERVILLE	2	0.00%	0	0.00%
THE GUN GUYS	Active	990 KLAMATH LN STE 22	95993	YUBA CITY	2	0.00%	0	0.00%
BALISTICOM, LLC	Inactive	1372 E BERINGER DR	92583	SAN JACINTO	2	0.00%	0	0.00%
DICKS SPORTING GOODS INC #1182	Active	2711 COUNTRYSIDE DR	95380	TURLOCK	2	0.00%	0	0.00%
BIG 5 SPORTING GOODS #485	Active	1055 US HWY 101 N	95531	CRESCENT CITY	2	0.00%	0	0.00%

Dealer Name	Dealer Status	Address	Zip	City	2021-2023 Crime Guns	Percent < 1 Year TTC	2021-2023 Firearm Sales	Percent of Sales Recovered as Crime Guns
DICKS SPORTING GOODS INC 1049	Active	1975 CLEVELAND AVE	95401	SANTA ROSA	2	0.00%	0	0.00%
BALLISTIC PRECISION	Inactive	2060 WALSH AVE STE 122	95050	SANTA CLARA	2	0.00%	0	0.00%
ADVENTURE SURVIVAL SHOP/TORIN WAGNER	Active	75 MT HERMON RD STE G	95066	SCOTTS VALLEY	2	0.00%	0	0.00%
CUSTODY FIREARMS	Active	11419 ZANCARA DR	93311	BAKERSFIELD	2	50.00%	482	0.21%
JV INDUSTRIES LLC	Active	2210 NORCO DRIVE	92860	NORCO	2	0.00%	0	0.00%
FULL SPECTRUM FIREARMS MANUFACTURING	Inactive	4708 N MARTY	93722	FRESNO	2	0.00%	0	0.00%
JEFFERSON STATE ARMS	Active	P O BOX 1944	96097	YREKA	2	0.00%	0	0.00%
HALFCKOCKED GUNSMITHING	Active	375 WOODWORTH AVE STE 101	93612	CLOVIS	2	0.00%	0	0.00%
2A SELF DEFENSE	Active	1914 GLADSTONE WY	93906	SALINAS	2	0.00%	0	0.00%
AUTOHAUS FIREARMS	Inactive	7344 W 2ND ST	95673	RIO LINDA	2	0.00%	0	0.00%
CENTRAL VALLEY TRUCK & AUTO	Active	680 N FARMERSVILLE BLVD	93223	FARMERSVILLE	2	0.00%	0	0.00%
STEVE'S FIREARMS SERVICE	Active	3579 MEADOWBROOK DRIVE	94558	NAPA	2	0.00%	0	0.00%
CALIFORNIA TACTICAL ARMS, LLC	Active	5158 MYRTLE DR	94521	CONCORD	2	50.00%	32	3.13%
ERNIES TRUE VALUE	Active	P O BOX 910	96041	HAYFORK	2	0.00%	0	0.00%
PINNACLE SENSORS, INC.	Active	13415 5TH STREET, SUITE A	91710	CHINO	2	50.00%	0	0.00%
QUICK DRAW	Active	1866 E LINDMORE ST	93247	LINDSAY	2	0.00%	0	0.00%
SETTERARMS LLC	Inactive	2065 N BROADWAY, SUITE 202	94596	WALNUT CREEK	2	0.00%	0	0.00%
RAPID FIRE FIREARMS TRAINING	Inactive	5410 SWEET SUNBLAZE AVENUE	93311	BAKERSFIELD	2	50.00%	157	0.64%
HEIDA FIREARMS	Active	410 W MAIN STREET SUITE C	95366	RIPON	2	0.00%	0	0.00%
CALIFORNIA DISAVOWED LLC, DBA STICKS & STONES ARMS	Active	39769 CHAMBRAY DRIVE	92563	MURRIETA	2	0.00%	0	0.00%
GOODSHOTS GUNSMITHING	Active	1313 CALLEN STREET SUITE B	95688	VACAVILLE	2	100.00%	1,284	0.08%
CROWN CITY LOAN & JEWELRY	Active	65 E COLORADO BLVD	91105	PASADENA	2	0.00%	0	0.00%
PROTECTIVE BUNKERS, INC	Active	27260 PEACH STREET	92570	PERRIS	2	0.00%	0	0.00%

Dealer Name	Dealer Status	Address	Zip	City	2021-2023 Crime Guns	Percent < 1 Year TTC	2021-2023 Firearm Sales	Percent of Sales Recovered as Crime Guns
DICK'S SPORTING GOODS 1407	Active	7572 N BLACKSTONE AVENUE	93720	FRESNO	2	0.00%	0	0.00%
DICK'S SPORTING GOODS #1295	Active	21800 HAWTHORNE BLVD #301	90503	TORRANCE	2	0.00%	0	0.00%
DICK'S SPORTING GOODS #1409	Active	680 BLOSSOM HILL ROAD	95123	SAN JOSE	2	0.00%	0	0.00%
S BROWNE SUPPLY, LLC	Active	12150 BLOOMFIELD AVE SUITE A	90670	SANTA FE SPRINGS	2	100.00%	714	0.28%
GILLIO FIREARMS	Inactive	9731 SIEMPRE VIVA RD STE 104	92154	SAN DIEGO	2	0.00%	0	0.00%
DICK'S SPORTING GOODS 1330	Active	345 COURT STREET	15108		2	0.00%	0	0.00%
ZACKTICAL FIREARMS	Inactive	3476 SHASTA DRIVE	96007	ANDERSON	2	0.00%	0	0.00%
WORTHY ARMORY	Inactive	1621 1ST STREET #5	91340	SAN FERNANDO	2	0.00%	356	0.28%
JB FIREARMS	Active	6540 SALMON FALLS ROAD	95664	PILOT HILL	2	50.00%	1,339	0.07%
SIMI JEWELERS AND PAWNBROKERS	Active	2513 TAPO STREET #6	93063	SIMI VALLEY	2	0.00%	0	0.00%
ACCURATE TACTICAL FIREARMS	Active	2443 SUNNYSIDE RIDGE ROAD	90275	RANCHO PALOS VERDES	2	50.00%	67	1.49%
AB PROTOTYPE	Active	12439 POWAY ROAD, SUITE C	92064	POWAY	2	50.00%	0	0.00%
DJ DEFENSE SYSTEMS	Active	610 SALEM COURT	94551	LIVERMORE	2	50.00%	1,339	0.15%
BIG 5 SPORTING GOODS #509	Active	P.O. BOX 92088	90009	LOS ANGELES	2	50.00%	190	0.53%
STRAPPED FIREARMS AND TRAINING	Inactive	3913 SPRING OAK DRIVE	95355	MODESTO	2	50.00%	178	1.12%
BIG 5 SPORTING GOODS #512	Active	P.O. BOX 92088	90009	LOS ANGELES	2	0.00%	0	0.00%
PORTSIDE MUNITIONS	Active	21574 NEWLAND STREET	92646	HUNTINGTON BEACH	2	100.00%	1,993	0.10%
SHOOTERS AND SHELLS, INC	Active	1618 IROQUOIS ROAD	95765	ROCKLIN	2	50.00%	0	0.00%
ALPHA 9 ARMORY	Active	1325 YOSEMITE BLVD DEPT A	95354	MODESTO	2	0.00%	89	1.12%
FERGUSON ARMS	Active	914 GANDUL CALLE	95409	SANTA ROSA	2	0.00%	0	0.00%
LESLEE CATES DBA PRO2ARMS	Inactive	161 CATES WAY	95531	CRESCENT CITY	2	50.00%	736	0.27%
SOGO FIREARMS	Active	2867 GREGER STREET	95361	OAKDALE	2	50.00%	1,078	0.09%
LYKINS GUNS AND AMMO	Active	P.O. BOX 1632	93238	KERNVILLE	2	50.00%	242	0.41%
FORCE PROTECTION AGENCY INC DBA BEVERLY HILLS GUNS	Active	9100 WILSHIRE BLVD, SUITE 515E	90212	BEVERLY HILLS	2	0.00%	1,563	0.13%

Dealer Name	Dealer Status	Address	Zip	City	2021-2023 Crime Guns	Percent < 1 Year TTC	2021-2023 Firearm Sales	Percent of Sales Recovered as Crime Guns
DATOLOGIC CORPORATION DBA CALIBER ZONE	Inactive	1670 HAMNER AVENUE, SUITE 4	92860	NORCO	2	50.00%	602	0.33%
EZ CUSTOM DESIGN INC DBA AA TACTICAL ENTERPRISE	Active	7267 LAZARE COURT	92880	CORONA	2	100.00%	462	0.43%
LONE WOLF'S WEAPONRY	Inactive	2612 MARIGOLD LN	95864	SACRAMENTO	2	0.00%	413	0.48%
805 TACTICAL	Active	2405 MICHAEL DRIVE SUITE A	91320	NEWBURY PARK	2	50.00%	1,268	0.16%
MORENO VALLEY GUNS & AMMO LLC	Active	23547 PRESIDIO HILLS DRIVE	92557	MORENO VALLEY	2	100.00%	83	2.41%
HONARVAR HEAVY MACHINE, INC	Active	22762 ASPAN STREET, SUITE 204	92630	LAKE FOREST	2	0.00%	656	0.30%
MONTY'S COMBAT ARMS (MCA)	Active	2040 SPRUCE STREET	95948	GRIDLEY	2	100.00%	33	6.06%
FFL DEALER SUNNYVALE	Active	170 N WOLFE ROAD SUITE 1	94086	SUNNYVALE	2	100.00%	1,252	0.16%
AZUSA PAWN	Active	1028 W GLADSTONE STREET	91702	AZUSA	2	100.00%	248	0.81%
GUN ATTIC CUSTOMS	Active	699 WASHINGTON BLVD SUITE B8	95678	ROSEVILLE	2	100.00%	384	0.52%
PRECISE ARMORY INC	Active	16006 E FOOTHILL BLVD	91702	AZUSA	2	100.00%	962	0.21%
PAWN DOGGIE DBA FRESNO HOCK SHOPPE	Active	3235 E BELMONT AVENUE	93702	FRESNO	2	50.00%	127	1.57%
FAQCHU INC DBA FIREARMS UNKNOWN/ HIRAM'S GUNS	Active	23016 LAKE FOREST DRIVE STE E	92653	LAGUNA HILLS	2	100.00%	471	0.42%
SO CA FIREARMS ACADEMY	Active	2919 W BEVERLY BLVD	90640	MONTEBELLO	2	100.00%	144	1.39%
LAVA DOG FIRE AND POLICE SUPPLY	Active	P.O. BOX 845	95669	PLYMOUTH	2	50.00%	1,138	0.18%
RED BLUFF SPORTING GOODS	Active	501 MADISON STREET	96080	RED BLUFF	2	100.00%	1,884	0.11%
DRAKEN ARMORY INC	Active	793 N LA CADENA DRIVE	92324	COLTON	2	100.00%	318	0.63%
SAFETY SUPPLY SOLUTIONS	Active	P.O. BOX 1701	95258	WOODBIDGE	2	100.00%	975	0.21%
JIM'S PRECISION	Active	1725 MOCLIPS DR	94954	PETALUMA	1	0.00%	60	1.67%
JOE CLARK'S GUNS	Inactive	2055 BIRD ST	95965	OROVILLE	1	0.00%	0	0.00%
GATES RESALE INC	Active	1152 PARK AVE	95928	CHICO	1	0.00%	0	0.00%
IMPACT CUSTOM ARMS	Active	1229 ROANWOOD WAY	94521	CONCORD	1	0.00%	0	0.00%
ROBERT G MARAZZANI	Active	120 BERRELLESA ST	94553	MARTINEZ	1	0.00%	0	0.00%
JERRY'S SHOOTING SUPPLIES	Active	P O BOX 638	95642	JACKSON	1	0.00%	0	0.00%

Dealer Name	Dealer Status	Address	Zip	City	2021-2023 Crime Guns	Percent < 1 Year TTC	2021-2023 Firearm Sales	Percent of Sales Recovered as Crime Guns
GERALD A MELE	Active	7337 N FIRST ST STE 110	93720	FRESNO	1	0.00%	0	0.00%
JOHN A WEBER	Active	1536 S HIGHLAND	93657	SANGER	1	0.00%	0	0.00%
BLACK BULLET INC	Active	P O BOX 176	93630	KERMAN	1	0.00%	0	0.00%
WHITE'S SHOOTERS SUPPLY	Active	812 MADRONE MANOR	95988	WILLOWS	1	100.00%	338	0.30%
PCB ARMS	Active	2592 MCKINLEYVILLE AVE	95519	MCKINLEYVILLE	1	0.00%	0	0.00%
NILSEN COMPANY	Active	502 BROADWAY	95501	EUREKA	1	0.00%	92	1.09%
CULVER'S SPORTING GOODS	Active	156 S MAIN ST	93514	BISHOP	1	0.00%	0	0.00%
DIAMOND JEWELRY & LOAN INC	Active	P O BOX 1816	93456	SANTA MARIA	1	0.00%	0	0.00%
FREY'S GUNSHOP	Inactive	312 S LOCUST ST	93555	RIDGECREST	1	0.00%	0	0.00%
MOONLIGHT ENTERPRISE	Inactive	1831 9TH AVE	93215	DELANO	1	0.00%	0	0.00%
BOTACH TACTICAL	Inactive	3423 W 43RD PL	90008	LOS ANGELES	1	0.00%	0	0.00%
MAINE PAWN SHOP INC	Active	4129 N MAINE AVE	91706	BALDWIN PARK	1	0.00%	0	0.00%
ATLAS LOAN & JEWELRY CO, INC	Active	16522 BELLFLOWER BLVD	90706	BELLFLOWER	1	0.00%	0	0.00%
WESTERN SUPPLY CO	Active	1 VIAGGIO LN	92610	FOOTHILL RANCH	1	0.00%	0	0.00%
AMERICAN WEST GLASS AND MIRROR	Active	5918 TEMPLE CITY BLVD	91780	TEMPLE CITY	1	100.00%	93	1.08%
CROWN CITY LOAN & JEWELRY	Active	65 E COLORADO BLVD	91105	PASADENA	1	0.00%	0	0.00%
BIG 5 SPORTING GOODS 122	Active	P O BOX 92088	90009	LOS ANGELES	1	0.00%	0	0.00%
SPORTSMENS DEN	Inactive	40396 HWY 41 STE E	93644	OAKHURST	1	0.00%	0	0.00%
ROBERT F ASHMORE	Inactive	588 HOUSTON ST	93940	MONTEREY	1	0.00%	0	0.00%
VALLEY FABRICATION INC	Active	P O BOX 3618	93912	SALINAS	1	0.00%	0	0.00%
ENFORCEMENT EQUIPMENT COMPANY	Active	2048 DEVONSHIRE DR	94558	NAPA	1	0.00%	0	0.00%
LAST GUN SHOP	Inactive	1537 IMOLA AVE B	94559	NAPA	1	0.00%	0	0.00%
HOFFMEYERS	Active	14344 HIGHLAND DR	95945	GRASS VALLEY	1	0.00%	0	0.00%
MICHAEL VINCENT BARRANCO	Active	14671 OAK AVE	92606	IRVINE	1	0.00%	0	0.00%
WALKER 47 LLC	Active	1201 E BALL RD F	92804	ANAHEIM	1	0.00%	0	0.00%
JOHN FRANCIA	Active	7661 LEHIGH PL	92683	WESTMINSTER	1	100.00%	241	0.41%
AMERICAN JEWELRY & LOAN	Inactive	1145 BAKER STREET, SUITE D	92626	COSTA MESA	1	0.00%	0	0.00%
COMPETITIVE SHOOTING SPECIALTIES	Active	1075 STAMFORD CT	92878	CORONA	1	0.00%	0	0.00%
B FERGUSON FIREARMS	Active	847 BATEMAN WY	95632	GALT	1	0.00%	0	0.00%

Dealer Name	Dealer Status	Address	Zip	City	2021-2023 Crime Guns	Percent < 1 Year TTC	2021-2023 Firearm Sales	Percent of Sales Recovered as Crime Guns
BROADWAY BAIT ROD AND GUN	Active	1701 BROADWAY	95818	SACRAMENTO	1	0.00%	0	0.00%
HATTERSLEY'S SPORTS	Active	8897 MEADOWSPRING DR	95758	ELK GROVE	1	0.00%	0	0.00%
BRANDEN IRWIN DBA DEFENSE SPECIALISTS	Active	10490 E STOCKTON BLVD STE 150	95624	ELK GROVE	1	0.00%	0	0.00%
RILEY'S RELOADER	Inactive	427 E MAIN ST	92311	BARSTOW	1	0.00%	0	0.00%
D & L ENGINEERING	Active	31124 WELLINGTON CIRCLE	92591	TEMECULA	1	0.00%	0	0.00%
PAST & PRESENT COLLECTIBLES	Active	12062 WOODSIDE AVE	92040	LAKESIDE	1	0.00%	0	0.00%
D AND L OUTFITTERS & GUNSMITHING	Inactive	14154 GARNER LN	95973	CHICO	1	0.00%	0	0.00%
VANDENBERG ROD & GUN/30FSS	Active	P O BOX 5218	93437	LOMPOC	1	0.00%	0	0.00%
CASTELLO'S GUNS & SPORTING GOODS	Active	2279 LINCOLN AVE	95125	SAN JOSE	1	0.00%	0	0.00%
COYOTE VALLEY SPORTING CLAYS	Active	1000 SAN BRUNO AVE	95037	MORGAN HILL	1	0.00%	754	0.13%
WEST COAST GUNS	Inactive	3008 DOW AVE	90278	REDONDO BEACH	1	0.00%	0	0.00%
KUHLMANN ARMS	Active	920 W WASHINGTON AVE	94086	SUNNYVALE	1	0.00%	0	0.00%
MEL COTTON'S RENTALS INC	Active	1266 W SAN CARLOS	95126	SAN JOSE	1	0.00%	0	0.00%
KENNETH R DOLL	Active	172 SUGAR VALLEY RD	95066	SCOTTS VALLEY	1	0.00%	0	0.00%
AMERICAN VETERINARY HOSPITAL/AMERICAN SPORTS	Inactive	3626 EAST STATE HWY 3	96064	MONTAGUE	1	0.00%	0	0.00%
DUNSMUIR HARDWARE	Active	5836 DUNSMUIR AVE	96025	DUNSMUIR	1	0.00%	0	0.00%
SONOMA FIREARMS INC	Inactive	516 MILLFRONT AVENUE	95991	YUBA CITY	1	0.00%	0	0.00%
EASLEY'S GUN SHOP	Inactive	7941 W GOSHEN AVE A	93291	VISALIA	1	0.00%	0	0.00%
CAMARILLO SHOOTER'S SUPPLY	Active	1808 E VENTURA BLVD	93010	CAMARILLO	1	0.00%	0	0.00%
CUSTOM SANDBLASTING & ENGRAVE	Active	339 COUNTY RD 98	95695	WOODLAND	1	0.00%	0	0.00%
BIG 5 SPORTING GOODS 09	Inactive	P O BOX 92088	90009	LOS ANGELES	1	0.00%	0	0.00%
BIG 5 SPORTING GOODS 15	Active	P O BOX 92088	90009	LOS ANGELES	1	0.00%	0	0.00%
BIG 5 SPORTING GOODS 28	Active	P O BOX 92088	90009	LOS ANGELES	1	0.00%	0	0.00%
BIG 5 SPORTING GOODS 31	Active	P O BOX 92088	90009	LOS ANGELES	1	0.00%	116	0.86%
BIG 5 SPORTING GOODS 38	Active	P O BOX 92088	90009	LOS ANGELES	1	0.00%	0	0.00%

Dealer Name	Dealer Status	Address	Zip	City	2021-2023 Crime Guns	Percent < 1 Year TTC	2021-2023 Firearm Sales	Percent of Sales Recovered as Crime Guns
BIG 5 SPORTING GOODS 70	Active	P O BOX 92088	90009	LOS ANGELES	1	0.00%	0	0.00%
BIG 5 SPORTING GOODS 92	Active	P O BOX 92088	90009	LOS ANGELES	1	0.00%	0	0.00%
BIG 5 SPORTING GOODS 93	Active	P O BOX 92088	90009	LOS ANGELES	1	100.00%	91	1.10%
BIG 5 SPORTING GOODS 97	Active	P O BOX 92088	90009	LOS ANGELES	1	0.00%	0	0.00%
BIG 5 SPORTING GOODS 105	Active	P O BOX 92088	90009	LOS ANGELES	1	100.00%	167	0.60%
BIG 5 SPORTING GOODS 107	Active	P O BOX 92088	90009	LOS ANGELES	1	0.00%	0	0.00%
BIG 5 SPORTING GOODS 115	Active	P O BOX 92088	90009	LOS ANGELES	1	0.00%	0	0.00%
BIG 5 SPORTING GOODS 130	Active	P O BOX 92088	90009	LOS ANGELES	1	100.00%	215	0.47%
BIG 5 SPORTING GOODS 134	Active	P O BOX 92088	90009	LOS ANGELES	1	0.00%	0	0.00%
BIG 5 SPORTING GOODS 147	Active	P O BOX 92088	90009	LOS ANGELES	1	0.00%	0	0.00%
BIG 5 SPORTING GOODS 152	Active	P O BOX 92088	90009	LOS ANGELES	1	100.00%	121	0.83%
BIG 5 SPORTING GOODS 185	Active	P O BOX 92088	90009	LOS ANGELES	1	0.00%	0	0.00%
BIG 5 SPORTING GOODS 190	Active	P O BOX 92088	90009	LOS ANGELES	1	0.00%	0	0.00%
TRIGGER HAPPY SPORTING GOODS	Active	5230 N CLARK AVE STE 27	90712	LAKEWOOD	1	0.00%	0	0.00%
KAISER'S PRECISION SHOOTING	Active	2017 RENFRO RD	93314	BAKERSFIELD	1	0.00%	0	0.00%
HILLSIDE RANGE	Active	931 EAST PACHECO BLVD	93635	LOS BANOS	1	0.00%	0	0.00%
CINEMA ARMS	Active	33207 PASEO CERVEZA	92675	SAN JUAN CAPISTRANO	1	0.00%	0	0.00%
SIERRA VALLEY HOME CENTER	Active	P O BOX 97	96118	LOYALTON	1	0.00%	0	0.00%
HI-DESERT SHOOTER'S SUPPLY	Active	44660 N LOWTREE AVE	93534	LANCASTER	1	0.00%	0	0.00%
CRAIG CASEY GUNSMITHING	Active	1030 TAYLOR RD	95519	MCKINLEYVILLE	1	0.00%	0	0.00%
NESSI SPORTS	Active	241 CHANDLER DR	95969	PARADISE	1	100.00%	0	0.00%
GENERAL PERFORMANCE	Active	81 FRUITLAND AVE	95076	WATSONVILLE	1	100.00%	816	0.12%
NORWALK JEWELRY & LOAN INC DBA AUBURN JEWELRY&LOAN	Active	948 C LINCOLN WAY	95603	AUBURN	1	0.00%	0	0.00%
JIM'S GUNS	Active	28222 WATERMAN RD	92311	BARSTOW	1	0.00%	0	0.00%

Dealer Name	Dealer Status	Address	Zip	City	2021-2023 Crime Guns	Percent < 1 Year TTC	2021-2023 Firearm Sales	Percent of Sales Recovered as Crime Guns
INDEPENDENT STUDIO SERVICES	Active	9545 WENTWORTH ST	91040	SUNLAND	1	0.00%	0	0.00%
DENNIS P HERNANDEZ	Active	85565 NILE LN	92236	COACHELLA	1	0.00%	0	0.00%
BIG 5 SPORTING GOODS 230	Active	P O BOX 92088	90009	LOS ANGELES	1	0.00%	0	0.00%
BIG 5 SPORTING GOODS 239	Active	P O BOX 92088	90009	LOS ANGELES	1	0.00%	0	0.00%
MILLER'S RADIATOR & MUFFLER	Active	1370 11TH ST	93654	REEDLEY	1	0.00%	0	0.00%
TRIPLE B CLAYS INC	Active	831 N ROSEMEAD BLVD	91733	SOUTH EL MONTE	1	0.00%	0	0.00%
SENTINEL SERVICES	Active	P O BOX 437	93062	SIMI VALLEY	1	0.00%	0	0.00%
ELKHORN BAIT & TACKLE INC DBA FALL RIVER OUTFITTERS	Inactive	6745 20TH ST	95673	RIO LINDA	1	0.00%	0	0.00%
BIG 5 SPORTING GOODS 259	Active	P O BOX 92088	90009	LOS ANGELES	1	0.00%	0	0.00%
TSM CONSULTING & FIREARM SALES INC	Inactive	4100 AVENIDA DE LA PLATA STE C	92056	OCEANSIDE	1	0.00%	0	0.00%
LEVINE, DENNIS P	Active	75682 PAINTED DESERT DRIVE	92210	INDIAN WELLS	1	0.00%	0	0.00%
HANK'S FIREARMS SALES	Inactive	658 RICHMOND CT	93221	EXETER	1	0.00%	0	0.00%
NEW FRONTIER SPORTS	Active	2607 ALLEGIANCE LN	95367	RIVERBANK	1	0.00%	0	0.00%
PRADO OLYMPIC SHOOTING PARK	Active	17501 POMONA RINCON RD	91708	CHINO	1	100.00%	285	0.35%
DESERT STORM SHOOTING SPORTS	Inactive	1747 E AVE Q B6	93550	PALMDALE	1	0.00%	0	0.00%
BIG 5 SPORTING GOODS 287	Active	P O BOX 92088	90009	LOS ANGELES	1	0.00%	0	0.00%
JOHN A CRABTREE	Inactive	19028 ANDRA DR	95370	SONORA	1	0.00%	0	0.00%
KIRBS OUTLET	Active	2329 FENSLER RD	96134	TULELAKE	1	0.00%	0	0.00%
BELL'S GUN SHOP	Active	1149 N MAHAN	93555	RIDGECREST	1	0.00%	0	0.00%
THE SPORTSMAN	Inactive	90 S WASHINGTON ST	95370	SONORA	1	0.00%	0	0.00%
D & S ENTERPRISES	Active	797 ELLIOTT RD	95969	PARADISE	1	0.00%	0	0.00%
BIG 5 SPORTING GOODS 322	Active	P O BOX 92088	90009	LOS ANGELES	1	0.00%	0	0.00%
YELLOW MART STORE	Inactive	228 W HOBSON WY	92225	BLYTHE	1	0.00%	0	0.00%
T B REPAIR	Inactive	495 WEST A ST	92227	BRAWLEY	1	0.00%	0	0.00%
FAE WEAPON SPECIALTIES	Active	8620 LA PAENDA WAY	95662	ORANGEVALE	1	0.00%	269	0.37%
SHOBERG GUNWORKS	Active	782 WAUGH LN	95482	UKIAH	1	0.00%	0	0.00%

Dealer Name	Dealer Status	Address	Zip	City	2021-2023 Crime Guns	Percent < 1 Year TTC	2021-2023 Firearm Sales	Percent of Sales Recovered as Crime Guns
BIG 5 SPORTING GOODS 343	Active	P O BOX 92088	90009	LOS ANGELES	1	0.00%	0	0.00%
INSIGHT SHOOTING RANGE, INC	Inactive	17020 ALBURTIS AVE	90701	ARTESIA	1	0.00%	0	0.00%
ROGERS, JESSE C DBA JESSE'S GUNS	Active	2251 LEWISTON RD	96052	LEWISTON	1	0.00%	0	0.00%
BIG 5 SPORTING GOODS 349	Active	P O BOX 92088	90009	LOS ANGELES	1	100.00%	0	0.00%
BIG 5 SPORTING GOODS 358	Active	P O BOX 92088	90009	LOS ANGELES	1	0.00%	0	0.00%
JK SUPPLY CO	Active	3062 VILLAGE DR	95640	IONE	1	0.00%	0	0.00%
SHOOT THE MOON OUTFITTERS	Active	842 PASO ROBLES	93446	PASO ROBLES	1	0.00%	0	0.00%
BIG 5 SPORTING GOODS 364	Active	P O BOX 92088	90009	LOS ANGELES	1	0.00%	0	0.00%
EBBETTS PASS SPORTING GOODS	Active	P O BOX 579	95223	ARNOLD	1	0.00%	0	0.00%
RANGER DOUG'S SHOOTISTS EMPORIUM	Active	649-C MAIN ST	92065	RAMONA	1	0.00%	0	0.00%
BIG 5 SPORTING GOODS 369	Active	P O BOX 92088	90009	LOS ANGELES	1	0.00%	0	0.00%
BIG 5 SPORTING GOODS 362	Active	P O BOX 92088	90009	LOS ANGELES	1	0.00%	0	0.00%
GARDNER'S GUNS AND AMMO	Active	200 W WILLMOTT AVE	93635	LOS BANOS	1	0.00%	0	0.00%
BIG 5 SPORTING GOODS 394	Active	P O BOX 92088	90009	LOS ANGELES	1	0.00%	0	0.00%
SPORTS AUTHORITY 657	Inactive	6735 CAMINO ARROYO	95020	GILROY	1	0.00%	0	0.00%
SAFE	Active	25974 FIREWEED ST	92584	MENIFEE	1	0.00%	0	0.00%
GUN KINGS ARMORY	Inactive	2131 CROSS ST	91011	LA CANADA FLINTRIDGE	1	0.00%	0	0.00%
STEERS GUN WORLD	Active	33489 RD 204	93286	WOODLAKE	1	0.00%	0	0.00%
WILLOW CREEK ACE HARDWARE	Active	2760 E STREET	95501	EUREKA	1	0.00%	0	0.00%
ASI ARMS	Inactive	8441 CAPE NEWBURY DR	92646	HUNTINGTON BEACH	1	0.00%	0	0.00%
SCHULER FIREARMS	Active	P O BOX 3726	92307	APPLE VALLEY	1	0.00%	0	0.00%
SMALLEYS WHOLESALE INC	Inactive	584 HI TECH PKWY	95361	OAKDALE	1	0.00%	0	0.00%
JD MACHINE TECH INC	Active	2602 32ND AVENUE	49829		1	0.00%	0	0.00%
TORO ARMS	Inactive	1100 MAIN ST STE 310	95695	WOODLAND	1	0.00%	0	0.00%
DIAMOND ARMS	Inactive	P O BOX 400264	92340	HESPERIA	1	0.00%	0	0.00%

Dealer Name	Dealer Status	Address	Zip	City	2021-2023 Crime Guns	Percent < 1 Year TTC	2021-2023 Firearm Sales	Percent of Sales Recovered as Crime Guns
NORSE ARMORY	Inactive	10 N EAST STREET STE 211	95776	WOODLAND	1	0.00%	0	0.00%
QUINCY FIREARMS	Inactive	183 SHELLEY LN	95971	QUINCY	1	100.00%	298	0.34%
FORCE TACTICAL	Inactive	771 CHAMBERS LN UNIT 300	93065	SIMI VALLEY	1	0.00%	0	0.00%
PETERSEN'S GUN SPORT	Inactive	P O BOX 1400	95327	JAMESTOWN	1	0.00%	0	0.00%
STOWELL FIREARMS	Inactive	5015 SHAMAN CT	93312	BAKERSFIELD	1	0.00%	0	0.00%
TACTICAL SPORT & DEFENSE	Active	8165 WINDING WY	95628	FAIR OAKS	1	0.00%	0	0.00%
LE TAC INC	Inactive	9864 GLENOAKS BLVD	91352	SUN VALLEY	1	0.00%	0	0.00%
CALIFORNIA DERRINGER	Inactive	83 EAST 21ST AVE	94403	SAN MATEO	1	0.00%	0	0.00%
A & A FIREARMS	Active	5030 N MAROA AVE	93704	FRESNO	1	0.00%	0	0.00%
QUICKSAND SERVICES INC	Inactive	2332 WHITSON ST B	93662	SELMA	1	0.00%	0	0.00%
SUPERIOR TACTICAL SUPPLY USA LLC	Active	39252 WINCHESTER RD 107-345	92563	MURRIETA	1	0.00%	0	0.00%
THE REPUBLIC OF NORTHERN CALIFORNIA ARMORY	Active	P O BOX 67	94561	OAKLEY	1	0.00%	0	0.00%
IMPERIAL PAWNBROKERS INC	Active	777 W IMPERIAL HWY	92821	BREA	1	100.00%	221	0.45%
ROGER HARPER SALES	Inactive	544 SHAGBARK ST	95492	WINDSOR	1	0.00%	0	0.00%
ERSKINE ENTERPRISES	Inactive	341 N DEXFORD	90631	LA HABRA	1	0.00%	0	0.00%
2ND AMENDMENT GUN SHOP	Active	P O BOX 45	93460	SANTA YNEZ	1	0.00%	0	0.00%
EASTERN SIERRA ARMORY	Active	P O BOX 100 - PMB 309	93546	MAMMOTH LAKES	1	0.00%	0	0.00%
ALFARO ENTERPRISE	Active	P O BOX 826	95361	OAKDALE	1	0.00%	0	0.00%
DIRECT ACTION SOLUTIONS, LLC	Inactive	12150 FLINT PL	92064	POWAY	1	0.00%	0	0.00%
HP CUSTOM	Inactive	159 BLOOMFIELD LN	92688	RANCHO SANTA MARGARITA	1	0.00%	0	0.00%
KLAY COTTAGE PLUS	Active	43875 COUNTY RD 1	96115	LAKE CITY	1	0.00%	0	0.00%
BIG 5 SPORTING GOODS 429	Active	P O BOX 92088	90009	LOS ANGELES	1	0.00%	0	0.00%
HARDSHELL TACTICAL FINISHES	Active	180 ACORN DR	95222	ANGELS CAMP	1	0.00%	0	0.00%
HUNTER'S HAVEN	Active	4525 STATE RD	93308	BAKERSFIELD	1	0.00%	0	0.00%
G & S GUNS	Inactive	24092 NOVIA CR	92691	MISSION VIEJO	1	0.00%	0	0.00%
SOCAL FIREARMS	Inactive	1765 BATAVIA ST	92865	ORANGE	1	0.00%	0	0.00%
CHICO BEAN GROWERS	Inactive	4936 BELL RD	95973	CHICO	1	0.00%	0	0.00%
MM TACTICAL	Inactive	8600 LA PAENDA WY	95662	ORANGEVALE	1	0.00%	0	0.00%

Dealer Name	Dealer Status	Address	Zip	City	2021-2023 Crime Guns	Percent < 1 Year TTC	2021-2023 Firearm Sales	Percent of Sales Recovered as Crime Guns
BRAVO 4 TACTICAL	Inactive	1140 MAIN ST STE 101	92065	RAMONA	1	0.00%	0	0.00%
THE GUN RUNNER	Inactive	608 W MEMORY LN	92706	SANTA ANA	1	0.00%	0	0.00%
GLENN'S ROD N GUN	Inactive	1145 BAKER ST STE A	92626	COSTA MESA	1	0.00%	0	0.00%
TACTICAL ADVANTAGE	Inactive	3305 KIMMIE RACHELLE CT	93313	BAKERSFIELD	1	0.00%	0	0.00%
POINTS WEST ARGO INC	Active	707 N GEORGE WASHINGTON BLVD	95993	YUBA CITY	1	0.00%	0	0.00%
PALADIN TACTICAL LLC	Inactive	24412 LANTERN HILL DR UNIT A	92629	DANA POINT	1	0.00%	451	0.22%
TUMMY'S GUN WORKS	Active	11091 RHYOLITE DR 2	96003	REDDING	1	0.00%	0	0.00%
MARK JACOBS SALES	Inactive	3609 DE SOUZA PL	93309	BAKERSFIELD	1	0.00%	0	0.00%
ROBERT'S SHOOTING SPORTS	Active	121 OAK ST	95901	MARYSVILLE	1	100.00%	0	0.00%
TNT OUTFITTERS	Inactive	11580 I AVE	92345	HESPERIA	1	0.00%	0	0.00%
CWS CLEAR WATER SPORTS INC	Inactive	7750 PALM AVE STE E & F	92346	HIGHLAND	1	0.00%	0	0.00%
DESERT CENTERFIRE ARMS	Inactive	73605 DINAH SHORE DR 1320	92211	PALM DESERT	1	0.00%	0	0.00%
BOB'S HUMBOLDT PAWNDAMONIUM	Active	2416 S BROADWAY	95501	EUREKA	1	0.00%	0	0.00%
CHUKCHANSI SPORTMENS DEN INC	Active	40396 HWY 41 STE F	93644	OAKHURST	1	0.00%	0	0.00%
BIG 5 SPORTING GOODS 442	Active	P O BOX 92088	90009	LOS ANGELES	1	0.00%	0	0.00%
HOMEFRONT DEFENSE AND SECURITY	Active	2974 S BUENA VISTA AVE	92882	CORONA	1	0.00%	0	0.00%
RED DOG FIREARMS	Active	P O BOX 115	93653	RAYMOND	1	0.00%	0	0.00%
FIELD TIME TARGET & TRAINING LLC	Active	8230 ELECTRIC AVE	90680	STANTON	1	0.00%	0	0.00%
DAVE'S GOT GUNS	Inactive	2129 13TH ST	95501	EUREKA	1	0.00%	0	0.00%
MR MACS GUNS AND SUPPLY	Active	1829 SCENIC VIEW DR	93307	BAKERSFIELD	1	0.00%	0	0.00%
TARGET ARMS LLC	Active	785 ARBOR WY	95336	MANTECA	1	0.00%	0	0.00%
TARAN TACTICAL INNOVATIONS	Active	98 W COCHRAN STREET SUITE A	93065	SIMI VALLEY	1	0.00%	0	0.00%
YOUNGS FIREARM SALES & TRAINING	Active	5907 RAGUSA LN	93308	BAKERSFIELD	1	0.00%	0	0.00%
PACIFIC SPORTSMEN INC	Active	536 MALLORY AVENUE	95492	WINDSOR	1	0.00%	0	0.00%
CHARLEYS URBAN TACTICAL SUPPLIES	Inactive	18838 US HWY 18 SUITE 14	92307	APPLE VALLEY	1	0.00%	0	0.00%

Dealer Name	Dealer Status	Address	Zip	City	2021-2023 Crime Guns	Percent < 1 Year TTC	2021-2023 Firearm Sales	Percent of Sales Recovered as Crime Guns
BULLSEYE BALLISTIC ARMS	Inactive	775 BISMARCK AVE	93004	VENTURA	1	0.00%	0	0.00%
DEFEND TO SURVIVE LLC	Inactive	9300 REDWOOD RD	95326	HUGHSON	1	0.00%	0	0.00%
MERIDIAN ARMS	Active	22330 HAWTHORNE BLVD STE C	90505	TORRANCE	1	0.00%	0	0.00%
FOOTHILL FIREARM SUPPLY	Inactive	21800 HWY 88 SUITE E	95665	PINE GROVE	1	0.00%	0	0.00%
BLACKWOLF FIREARMS	Active	13411 JOSHUA RD	92282	WHITEWATER	1	0.00%	0	0.00%
QUALITY SUPPLY INC	Active	1225 E KENTUCKY AVE	95776	WOODLAND	1	0.00%	0	0.00%
GEORGE HOENIG	Active	1915 PATTIZ AVE	90815	LONG BEACH	1	0.00%	0	0.00%
BRIGHT SPOT PAWN INC	Inactive	9075 MISSION BLVD	92509	JURUPA VALLEY	1	0.00%	0	0.00%
E TICKET GUNSMITHING	Active	1050 N MAIN ST.	95453	LAKEPORT	1	0.00%	0	0.00%
STRATEGIC SALES	Active	5501 TAYLOR RD	95669	PLYMOUTH	1	0.00%	0	0.00%
REDFIELD ARMORY INC	Active	3953 GRANDVIEW DR	92823	BREA	1	0.00%	0	0.00%
GUNS ON DEMAND	Inactive	10417 ROSE RIVER FALLS AVE	93312	BAKERSFIELD	1	0.00%	0	0.00%
CG&B FIREARMS	Inactive	9506 TOKELAND CT	93312	BAKERSFIELD	1	0.00%	0	0.00%
TEAM THREE TACTICAL AND SURVIVAL	Inactive	540 EAST MAIN ST	95945	GRASS VALLEY	1	0.00%	0	0.00%
ACCURIZED FIREARMS CUSTOM GUNSMITHING	Active	8427 QUAIL CANYON RD	95688	VACAVILLE	1	0.00%	0	0.00%
GUN CULTURE	Active	2029 W ASHLAND AVE	93277	VISALIA	1	0.00%	0	0.00%
EDS TACTICAL ARMORY	Inactive	711 W ORANGETHORPE AVE	92870	PLACENTIA	1	0.00%	0	0.00%
CHUCK DAFTS GUN SALES	Inactive	1531 DAPHNE AVE	93004	VENTURA	1	0.00%	0	0.00%
THE SURPLUS GUY	Inactive	22771 S WESTERN AVE	90501	TORRANCE	1	0.00%	0	0.00%
ACTION ARMS	Active	274 W MAIN ST	95695	WOODLAND	1	0.00%	0	0.00%
GRASSLAND GUN REPAIR	Active	260 AREZZO WY	95377	TRACY	1	0.00%	0	0.00%
TFM GUNSMITHING	Active	961 MOONLIT WY	95630	FOLSOM	1	0.00%	0	0.00%
SIERRA GUN WORKS	Active	515 NELSON AVE	95965	OROVILLE	1	0.00%	0	0.00%
AMERICAN RIVER GUNWORKS	Inactive	191 EAST VIEW DR	95703	APPLEGATE	1	0.00%	0	0.00%
SURVIVAL COUNTRY	Active	11210 RAWSON RD	96080	RED BLUFF	1	0.00%	0	0.00%
ARGENT FORCE INC	Active	15750 ARROYO DR SPC 105	93021	MOORPARK	1	0.00%	0	0.00%
FORSAKEN ARMS, FA	Active	700 SONJA AVE	93555	RIDGECREST	1	0.00%	0	0.00%
ARM ME	Active	325 CAMWOOD AVE	93308	BAKERSFIELD	1	0.00%	0	0.00%
ALTA ARMS INC	Inactive	1437 ALTA SIERRA RD	93285	WOFFORD HEIGHTS	1	0.00%	0	0.00%

Dealer Name	Dealer Status	Address	Zip	City	2021-2023 Crime Guns	Percent < 1 Year TTC	2021-2023 Firearm Sales	Percent of Sales Recovered as Crime Guns
SOUTH COUNTY ARMS	Active	6191 PERRIN RD	95337	MANTECA	1	0.00%	55	1.82%
MAGNA PRODUCTS INC	Inactive	2521 N GRAND AVENUE, SUITE F	92705	SANTA ANA	1	100.00%	316	0.32%
BIG 5 SPORTING GOODS 465	Active	P.O. BOX 92088	90009	LOS ANGELES	1	0.00%	0	0.00%
RONIN TACTICAL GROUP	Active	14633 MONET DR	92880	CORONA	1	0.00%	0	0.00%
BIG 5 SPORTING GOODS #463	Active	P O BOX 92088	90009	LOS ANGELES	1	0.00%	0	0.00%
FRIENDLY FIREARMS	Active	1712 K ST	93301	BAKERSFIELD	1	0.00%	0	0.00%
AMERICAN ARMS	Active	P O BOX 1388	95776	WOODLAND	1	0.00%	0	0.00%
BIG 5 SPORTING GOODS #474	Active	568 W MAIN ST	93060	SANTA PAULA	1	0.00%	0	0.00%
RIVERSIDE TACTICAL	Active	30165 DEW HURST ST	92584	MENIFEE	1	0.00%	0	0.00%
SOUTH FORK TRADING POST	Active	P O BOX 7	96047	IGO	1	0.00%	0	0.00%
FIRE HOUSE GUNS	Active	607 E GRANDVIEW AVENUE	91024	SIERRA MADRE	1	0.00%	0	0.00%
DICK'S SPORTING GOODS	Active	64 SERRAMONTE CENTER	94015	DALY CITY	1	0.00%	0	0.00%
THE CARTRIDGE FAMILY	Active	2541 LARKSPUR LANE	96002	REDDING	1	0.00%	0	0.00%
MIKE SATTERFIELD DBA LIBERTY FIREARMS	Active	8400 STERLING GROVE LANE	93312	BAKERSFIELD	1	0.00%	0	0.00%
POINT ONE INDUSTRIES	Active	82089 HIGHLAND DR	92203	INDIO	1	0.00%	0	0.00%
DICK'S SPORTING GOODS	Active	2314 MONUMENT BLVD	94523	PLEASANT HILL	1	0.00%	0	0.00%
FULL METAL FIREARMS	Active	11255 SUNRISE GOLD CIR UNIT 1	95742	RANCHO CORDOVA	1	0.00%	0	0.00%
APPLIED KINETICS LLC	Active	545 W VALENCIA DR	92832	FULLERTON	1	100.00%	0	0.00%
ISLAND ARMORY	Active	16761 HERMIT CIRCLE	92647	HUNTINGTON BEACH	1	0.00%	0	0.00%
ALL ABOUT ARMS	Active	683 GARDEN GATE DR	95336	MANTECA	1	0.00%	0	0.00%
MARIPOSA GUN WORKS & RELOADING SUPPLIES	Active	P O BOX 968	95338	MARIPOSA	1	0.00%	0	0.00%
DICK'S SPORTING GOODS INC	Active	5354 PACIFIC AVE	95207	STOCKTON	1	0.00%	0	0.00%
ROUGH RIDERS SPORTING GOODS	Active	59400 HOP PATCH SPRING RD	92561	MOUNTAIN CENTER	1	0.00%	0	0.00%
TEHACHAPI VALLEY GUNWORKS	Active	22111 BUENA VISTA ST	93561	TEHACHAPI	1	0.00%	0	0.00%

Dealer Name	Dealer Status	Address	Zip	City	2021-2023 Crime Guns	Percent < 1 Year TTC	2021-2023 Firearm Sales	Percent of Sales Recovered as Crime Guns
BIG 5 SPORTING GOODS #478	Active	P O BOX 92088	90009	LOS ANGELES	1	0.00%	171	0.58%
LEDBETTERS FIREARM SERVICE	Active	120 CORSICANA DR	94503	AMERICAN CANYON	1	100.00%	156	0.64%
ORANGE COUNTY BIG SHOT LLC	Active	18295 EUCLID ST	92708	FOUNTAIN VALLEY	1	0.00%	0	0.00%
REFLEX TACTICAL LLC	Active	10 KINGS AVE STE A	93610	CHOWCHILLA	1	0.00%	0	0.00%
BISHOP FIREARMS	Inactive	12109 MEZZADRO AVE	93312	BAKERSFIELD	1	100.00%	72	1.39%
CALIFORNIA AUCTIONEERS & APPRAISERS LLC	Active	8597 N VENTURA AVE	93001	VENTURA	1	0.00%	0	0.00%
ACT COLEMAN MACHINERY INC	Active	16200 S GARFIELD AVE	90723	PARAMOUNT	1	0.00%	0	0.00%
R SHOT	Active	89 SOUTH GUILD AVE	95240	LODI	1	0.00%	0	0.00%
ARMSTRONG ARMS	Active	23121 LA CADENA UNIT D	92653	LAGUNA HILLS	1	100.00%	808	0.12%
FREEDOM FIREARMS	Active	2519 E SARAZEN	93730	FRESNO	1	0.00%	0	0.00%
SUPERIOR DEFENSE	Active	2440 N GLASSELL ST STE S	92865	ORANGE	1	0.00%	0	0.00%
BIG 5 SPORTING GOODS #487	Active	741 E JOINER PKWY	95648	LINCOLN	1	0.00%	0	0.00%
B2XW INC	Active	7755 CENTER AVE 11TH FL, #1145	92647	HUNTINGTON BEACH	1	0.00%	0	0.00%
COMBAT READY FIREARMS LLC	Active	15452 ARABELLA AVE	93314	BAKERSFIELD	1	0.00%	0	0.00%
K & W GUNS	Active	543 S FAIRVIEW ST	93555	RIDGECREST	1	0.00%	0	0.00%
GUN AUTHORITY	Active	651 MAIN ST	95667	PLACERVILLE	1	0.00%	0	0.00%
BAXT CAPITAL INNOVATIONS	Active	1202 KIFER RD	94086	SUNNYVALE	1	0.00%	0	0.00%
ED'S GUN SALES	Active	2366 N. GLASSELL STREET STE H	92865	ORANGE	1	0.00%	0	0.00%
QUICK RESPONSE FIREARMS	Active	2466 BEACH ST	93445	OCEANO	1	0.00%	0	0.00%
BROTHERS N ARMS ARMORY	Active	9011 AUTUMN SUNSET DR	93311	BAKERSFIELD	1	0.00%	0	0.00%
TRUCKEE TAHOE FIRARMS LLC	Inactive	P.O. BOX 2258	96160	TRUCKEE	1	0.00%	0	0.00%
NATIONS FIREARMS, LLC	Active	336 SWAN CT	95023	HOLLISTER	1	0.00%	0	0.00%
REPUBLIC RIFLE LLC	Inactive	34010 CALLITA DRIVE	92629	DANA POINT	1	0.00%	0	0.00%
THE GUN GUY	Active	2507 VASSAR PL	92626	COSTA MESA	1	100.00%	105	0.95%

Dealer Name	Dealer Status	Address	Zip	City	2021-2023 Crime Guns	Percent < 1 Year TTC	2021-2023 Firearm Sales	Percent of Sales Recovered as Crime Guns
PRECISION MARKSMANSHIP TECHNOLOGIES	Active	4604 DANIELLE PL	95368	SALIDA	1	0.00%	0	0.00%
SHOOT SAFE	Active	8231 ELLIS AVE 5D	92646	HUNTINGTON BEACH	1	0.00%	0	0.00%
GUN AT FIRST SIGHT LLC	Active	9521 CENTRAL AVE	95662	ORANGEVALE	1	0.00%	131	0.76%
LIBERTY GUN SERVICE	Active	1848 COTTONWOOD CIRCLE	93446	PASO ROBLES	1	0.00%	0	0.00%
SURE SHOT	Active	966 N. AMELIA AVENUE	91773	SAN DIMAS	1	0.00%	0	0.00%
BATTALION ARMS	Active	6032 TAMARIND ST	91377	OAK PARK	1	0.00%	0	0.00%
E Y R FIREARMS	Active	5109 BOLD VENTURE CT	93312	BAKERSFIELD	1	0.00%	0	0.00%
FLETCHER ARMS CORPS	Active	6244 GREEN LEAF LANE	95631	FORESTHILL	1	0.00%	0	0.00%
ALPHA TEAM	Inactive	9318 OAK HILLS AVE	93312	BAKERSFIELD	1	0.00%	0	0.00%
DICK'S SPORTING GOODS, INC	Active	549 SOUTHLAND MALL	94545	HAYWARD	1	0.00%	0	0.00%
DEFENSE SPECIALTY	Inactive	17917 S. HOBART BLVD	90248	GARDENA	1	0.00%	0	0.00%
BLACKWATER HYDROGRAPHICS	Active	301 BURNS DR BLDG D UNIT 2	95991	YUBA CITY	1	0.00%	0	0.00%
3M LEGACY	Active	2567 SUNSET STREET	95987	WILLIAMS	1	0.00%	0	0.00%
DICKS SPORTING GOODS #1297	Active	345 COURT STREET	15108		1	0.00%	0	0.00%
ORANGE COUNTY RANGE STORE, LLC	Active	1900 - A W. KATELLA AVE	92867	ORANGE	1	0.00%	0	0.00%
ONE-SHOT FIREARMS	Active	P O BOX 132	95971	QUINCY	1	0.00%	0	0.00%
AMERICA'S ARMORY	Inactive	6608 GREENSWARD WAY	93309	BAKERSFIELD	1	0.00%	0	0.00%
MIKES GUNBROKER	Active	16412 YUCCA STREET	92345	HESPERIA	1	0.00%	0	0.00%
TD GUNS	Active	5230 CLARK AVENUE #21	90712	LAKEWOOD	1	0.00%	0	0.00%
SLACK, THOMAS WAY JR DBA TOM SLACK FIREARMS	Active	28329 CHAMPIONSHIP DRIVE	92555	MORENO VALLEY	1	0.00%	85	1.18%
LA POLICE GEAR	Inactive	29120 COMMERCE CENTER DR STE 1	91355	VALENCIA	1	0.00%	0	0.00%
AP JOHNSON	Active	16190 EL DORADO COURT	91709	CHINO HILLS	1	0.00%	0	0.00%
GENERAL DIST & SALES CO DBA SIN CITY TACTICAL	Active	P O BOX 1143	93443	MORRO BAY	1	0.00%	0	0.00%

Dealer Name	Dealer Status	Address	Zip	City	2021-2023 Crime Guns	Percent < 1 Year TTC	2021-2023 Firearm Sales	Percent of Sales Recovered as Crime Guns
FAIRINGTON ARMS	Active	660 KARCHNER RD	95648	LINCOLN	1	100.00%	25	4.00%
DICKS SPORTING GOODS #1401	Active	125 EL CAMINO REAL	94087	SUNNYVALE	1	0.00%	0	0.00%
CJ'S GUNSMITHING	Inactive	1104 BROADWAY AVENUE, UNIT A	93955	SEASIDE	1	0.00%	0	0.00%
DICK'S SPORTING GOODS #1232	Active	345 COURT STREET	15108		1	0.00%	0	0.00%
SOS ARMS	Active	12804 HAWAII LANE	93312	BAKERSFIELD	1	0.00%	0	0.00%
360 FIREARMS SAFETY TRAINING DBA 360 FST	Active	1754 CABRILLO AVENUE, #E	90501	TORRANCE	1	0.00%	182	0.55%
BIG 5 SPORTING GOODS #504	Active	P O BOX 92088	90009	LOS ANGELES	1	0.00%	101	0.99%
MSP FIREARMS	Active	9701 SALLY AVENUE	93505	CALIFORNIA CITY	1	0.00%	0	0.00%
RIDDLE CUSTOM FIREARMS	Inactive	882 DAINTY AVENUE	94513	BRENTWOOD	1	0.00%	0	0.00%
BIG 5 SPORTING GOODS 505	Active	P.O. BOX 92088	90009	LOS ANGELES	1	100.00%	311	0.32%
DICK'S SPORTING GOODS	Active	345 COURT STREET	15108		1	0.00%	0	0.00%
KELSEYVILLE LUMBER & SUPPLY	Active	P.O. BOX 370	95451	KELSEYVILLE	1	0.00%	1,594	0.06%
GOODFELLAS PAWN SHOP	Active	1203 S GLENDORA AVENUE	91790	WEST COVINA	1	0.00%	0	0.00%
L&L FIREARMS TRAINING, LLC	Active	39318 KIMBERLY LANE	92591	TEMECULA	1	100.00%	137	0.73%
EMERGENCY VEHICLE SPECIALISTS INC DBA HOLSTERED	Active	300 PARK CENTER DRIVE	95023	HOLLISTER	1	100.00%	0	0.00%
CHADWICK ARMORY	Active	109 CANYON DRIVE	95482	UKIAH	1	0.00%	0	0.00%
WEST COAST DIST ALLIANCE INC DBA EVAN'S ARMORY	Active	10734 ROAD 256	93270	TERRA BELLA	1	0.00%	0	0.00%
DANIEL BLAZER	Active	406 N WEDGEWOOD DRIVE	92801	ANAHEIM	1	100.00%	0	0.00%
OUTPOST 3 DESIGNS LLC	Active	2030 BLACK CANYON RD SPACE 31	92065	RAMONA	1	0.00%	0	0.00%
SIMPLE TACTIC	Active	690 W FREMONT AVENUE #15	94087	SUNNYVALE	1	0.00%	569	0.18%
BIG 5 SPORTING GOODS 510	Active	P O BOX 92088	90009	LOS ANGELES	1	0.00%	0	0.00%
ROD'S GUNS	Active	1802 E CAMBRIDGE COURT	93292	VISALIA	1	0.00%	0	0.00%
RANKIN FIELD WEAPONS RANGE	Active	20000 ROAD 140	93274	TULARE	1	0.00%	351	0.28%

Dealer Name	Dealer Status	Address	Zip	City	2021-2023 Crime Guns	Percent < 1 Year TTC	2021-2023 Firearm Sales	Percent of Sales Recovered as Crime Guns
THE GUN WORKS	Active	702-100 JOHNSTONVILLE ROAD	96130	SUSANVILLE	1	100.00%	1,923	0.05%
EVAJOM ENTERPRISES, LLC	Inactive	125 SINAI CIRCLE	92881	CORONA	1	0.00%	0	0.00%
MITCHELL FORTIER	Active	5821 KINGSBRIAR DRIVE	92886	YORBA LINDA	1	0.00%	0	0.00%
MY OWN DEFENDER LLC	Inactive	670 ARROW HWY	91750	LA VERNE	1	0.00%	0	0.00%
J & C FIREARMS	Active	2450 LA GUARDIA AVENUE	92251	IMPERIAL	1	0.00%	0	0.00%
TRUCKS N GUNS	Active	7712 TALBERT AVENUE, SUITE C	92648	HUNTINGTON BEACH	1	100.00%	962	0.10%
BIG 5 SPORTING GOODS #513	Active	P.O. BOX 92088	90009	LOS ANGELES	1	0.00%	0	0.00%
GUN AT FIRST SIGHT, LLC	Active	2001 OPPORTUNITY DRIVE	95678	ROSEVILLE	1	0.00%	0	0.00%
ARMED REALITY	Active	1806 E LOS ANGELES AVE	93065	SIMI VALLEY	1	0.00%	0	0.00%
GARDNER, JASON PHILIP DBA BLUE LINE GUNSMITHING	Active	12898 ROAD 192	93257	PORTERVILLE	1	100.00%	0	0.00%
CUMMER, JAMES WOODROW DBA FILIKOS ARMORY	Active	18032 LEMON DRIVE	92886	YORBA LINDA	1	100.00%	89	1.12%
CHICO CASH EXCHANGE	Active	1923 PARK AVENUE	95928	CHICO	1	0.00%	341	0.29%
REYNOLDS, ANDREW JAMES DBA SHEPHERD FIREARMS	Inactive	P.O. BOX 200	96078	PROBERTA	1	0.00%	381	0.26%
FIRST PRIORITY SECURITY CONSULTING LLC	Active	482 BANFF COURT	95377	TRACY	1	0.00%	535	0.19%
HALF BAKED POWDERCOATING LLC	Active	798 INDUSTRY WAY	92243	EL CENTRO	1	100.00%	619	0.16%
JASRCOF LLC	Active	7 SEVILLE	92620	IRVINE	1	0.00%	10	10.00%
BLUE LINE FIREARMS	Active	5965 GOLD DUST DRIVE	95451	KELSEYVILLE	1	0.00%	301	0.33%
SMALL GUN BROKERS	Active	11138 DEL AMO BLVD SUITE 251	90715	LAKEWOOD	1	100.00%	115	0.87%
WINN CORPS, INC	Active	10104 ENGER STREET	93312	BAKERSFIELD	1	0.00%	1,225	0.08%
ONE STOP SHOT	Active	2100 RIDGE ROAD	95482	UKIAH	1	100.00%	879	0.11%
CANYON LAKE GUNSMITHING	Active	31676 RAILROAD CANYON ROAD	92587	MENIFEE	1	100.00%	285	0.35%
CAG SOLUTIONS	Active	2968 HWY 49 SUITE B	95614	COOL	1	0.00%	46	2.17%

Dealer Name	Dealer Status	Address	Zip	City	2021-2023 Crime Guns	Percent < 1 Year TTC	2021-2023 Firearm Sales	Percent of Sales Recovered as Crime Guns
DAVIS FIREARMS & TRAINING LLC DBA DAVIS GUNWORX	Active	9426 MIRA DEL RIO DRIVE	95827	SACRAMENTO	1	100.00%	381	0.26%
ANDREW JOHN NJIRICH	Active	20365 LUKE COURT	95370	SONORA	1	0.00%	46	2.17%
C&J CENTRAL COAST LLC DBA DUCKS N' BUCKS ARMS	Active	P.O. BOX 1743	95024	HOLLISTER	1	100.00%	2,134	0.05%
JD GUNNERY LLC	Active	1114 BARSTOW AVENUE	93612	CLOVIS	1	100.00%	1,145	0.09%
BENDER TACTICAL SUPPLIES LLC	Active	328 BRUNING AVENUE	94571	RIO VISTA	1	100.00%	154	0.65%
FORTUNE FIREARMS TRAINING LLC	Active	33175 TEMECULA PKWY STE A-341	92592	TEMECULA	1	100.00%	329	0.30%
WESTSIDE GUN CLUB LLC	Active	2486 N GLASSELL STREET	92865	ORANGE	1	0.00%	618	0.16%
TRIUMPHANT GUNS	Active	6261 CRANER AVENUE	91606	NORTH HOLLYWOOD	1	100.00%	94	1.06%
EAST BAY FIREARMS	Active	4173 FIRST STREET	94551	LIVERMORE	1	100.00%	766	0.13%
TURNER'S OUTDOORSMAN	Active	1035 COLUSA AVENUE	95991	YUBA CITY	1	100.00%	2,901	0.03%
BEEFT	Active	550 W RANCHO VISTA BLVD STE G	93551	PALMDALE	1	100.00%	625	0.16%
GUNSLINGER AUCTIONS	Active	1740 W LA VETA AVENUE	92868	ORANGE	1	100.00%	1,478	0.07%
HIGH NOON GUNS & AMMO LLC	Active	P.O. BOX 181	95912	ARBUCKLE	1	100.00%	568	0.18%
GLOCK MASTERS	Active	145 E BADILLO STREET	91723	COVINA	1	100.00%	8	12.50%
H&H ENGINEERING	Active	22402 LEISURE DRIVE	92883	CORONA	1	100.00%	742	0.13%
SR MACOM INC DBA SUSAN'S ARMORY	Active	4800 GRANITE DRIVE SUITE B3	95677	ROCKLIN	1	100.00%	527	0.19%
ERIC'S ARMOURY	Active	1500 BRIGHTON DRIVE	95376	TRACY	1	100.00%	667	0.15%
2ND AMENDMENT ZONE INC	Active	5819 BERYL STREET	91737	RANCHO CUCAMONGA	1	100.00%	2,966	0.03%
TOMMY GUNZ & AMMO	Active	8208 EMERALD POINT WAY	93313	BAKERSFIELD	1	100.00%	281	0.36%
STATE OF JEFFERSON OUTDOORS	Active	4907 STRAWBERRY LANE	96064	MONTAGUE	1	100.00%	206	0.49%
SPORTSMAN'S WAREHOUSE #276	Active	27550 EUCALYPTUS AVENUE	92555	MORENO VALLEY	1	100.00%	1,622	0.06%

APPENDIX C: CALIFORNIA FIREARM MANUFACTURER INFORMATION

2023 CRIME GUNS

Manufacturer	2023 Crime Guns	Percent of 2023 Crime Guns	2023 Crime Guns with TTC Data	Percent of 2023 Crime Guns < 1 Year TTC	2021-2023 Crime Guns	Percent of 2021-2023 Crime Guns	2021-2023 Crime Guns with TTC Data	Percent of 2021-2023 Crime Guns < 1 Year TTC
GLOCK,INC	8,139	17.87%	3,736	23.39%	23,731	17.32%	10,111	29.55%
SMITH AND WESSON	5,510	12.10%	2,822	11.02%	16,835	12.29%	8,538	15.81%
STURM, RUGER & CO	3,330	7.31%	1,210	5.04%	10,184	7.43%	3,704	6.18%
TAURUS FORJAS	2,375	5.21%	361	11.91%	7,470	5.45%	1,126	14.03%
SPRINGFIELD ARMORY	1,809	3.97%	1,143	16.19%	5,924	4.32%	3,620	21.55%
REMNGTN ARMS CO.,INC	1,206	2.65%	179	13.41%	3,508	2.56%	507	10.45%
COLT	1,083	2.38%	443	4.74%	3,143	2.29%	1,336	4.49%
BERETTA	1,004	2.20%	572	8.39%	3,117	2.28%	1,699	10.24%
MOSSBERG, OF & SONS	1,000	2.20%	258	10.85%	2,972	2.17%	747	13.25%
SAUER, J. P., & SONS	968	2.13%	528	15.91%	2,754	2.01%	1,495	14.11%
WINCHESTER	808	1.77%	63	20.63%	2,253	1.64%	158	25.32%
MARLIN FIREARM CO	583	1.28%	43	0.00%	1,688	1.23%	138	10.14%
SPRINGFIELD ARMS CO.	572	1.26%	9	11.11%	1,680	1.23%	23	8.70%
UNITED STATES	521	1.14%	21	9.52%	1,566	1.14%	62	9.68%
HI POINT	507	1.11%	221	9.95%	1,688	1.23%	691	15.63%
CARL WALTHER	469	1.03%	243	20.16%	1,470	1.07%	745	23.36%
SAVAGE ARMS CORP	455	1.00%	123	15.45%	1,335	0.97%	371	15.90%
SWISS IND GESELLSHFT	446	0.98%	1	0.00%	1,247	0.91%	2	0.00%
BROWNING	417	0.92%	134	5.22%	1,189	0.87%	371	7.28%
KIMBER	321	0.70%	194	18.56%	937	0.68%	593	21.25%
ROCK ISLAND ARMORY	308	0.68%	38	18.42%	859	0.63%	126	19.05%
SCCY INDUSTRIES	307	0.67%	1	0.00%	1,120	0.82%	1	0.00%
HECKLER & KOCH	297	0.65%	157	14.65%	959	0.70%	523	16.63%
HARRINGTON & RICHDSN	285	0.63%	61	0.00%	914	0.67%	214	2.34%
ANDERSON MFR	269	0.59%	26	15.38%	718	0.52%	70	14.29%
KEL TEC	264	0.58%	79	18.99%	863	0.63%	255	27.06%
CESKA ZBROJOVKA FOX	257	0.56%	176	13.64%	825	0.60%	538	24.35%
GLOCK INC, USA MANUFACTURING	256	0.56%	1	0.00%	841	0.61%	5	0.00%
INDUSTRIA ARGENTINA	242	0.53%	137	31.39%	746	0.54%	370	18.92%
CENTURY ARMS INC	234	0.51%	56	12.50%	601	0.44%	129	10.08%
KAHR ARMS	217	0.48%	134	19.40%	658	0.48%	354	23.45%
CHARTER ARMS	215	0.47%	110	9.09%	676	0.49%	332	5.12%
ARMSCOR PRECISION	203	0.45%	190	28.95%	516	0.38%	474	31.22%
AMADEO ROSSI & CO	190	0.42%	85	2.35%	597	0.44%	277	2.53%
AERO PRECISION INC	183	0.40%	15	60.00%	484	0.35%	56	37.50%
PHOENIX ARMS CO.	183	0.40%	128	13.28%	627	0.46%	426	17.14%

Manufacturer	2023 Crime Guns	Percent of 2023 Crime Guns	2023 Crime Guns with TTC Data	Percent of 2023 Crime Guns < 1 Year TTC	2021-2023 Crime Guns	Percent of 2021-2023 Crime Guns	2021-2023 Crime Guns with TTC Data	Percent of 2021-2023 Crime Guns < 1 Year TTC
NORINCO	168	0.37%	14	0.00%	496	0.36%	55	3.64%
FAB NAT DARMES D GUE	161	0.35%	55	20.00%	464	0.34%	147	22.45%
CANIK 55	159	0.35%	1	0.00%	418	0.31%	5	60.00%
RAVEN ARMS CO.	149	0.33%	84	2.38%	486	0.35%	285	1.05%
FI INDUSTRIES	142	0.31%	27	3.70%	480	0.35%	82	13.41%
MADE IN TURKEY	136	0.30%	51	11.76%	415	0.30%	145	33.79%
JENNINGS FIREARMS CO	121	0.27%	57	0.00%	430	0.31%	208	0.00%
DAVIS INDUSTRIES	117	0.26%	56	0.00%	384	0.28%	207	0.48%
FMK FIREARMS	117	0.26%	87	43.68%	336	0.25%	224	40.63%
NORTH AMER ARMS	112	0.25%	67	10.45%	390	0.28%	221	14.03%
FN USA LLC	111	0.24%	13	30.77%	403	0.29%	54	29.63%
GERMAN SPORTS GUNS	107	0.23%	78	19.23%	313	0.23%	203	27.09%
STOEGER INDUSTRIES	107	0.23%	29	0.00%	312	0.23%	85	9.41%
PALMETTO ARMORY	106	0.23%	6	33.33%	233	0.17%	13	23.08%
RG INDUSTRIES	105	0.23%	56	1.79%	363	0.27%	181	0.55%
ROHM	105	0.23%	44	0.00%	348	0.25%	131	0.76%
WICHESTER	105	0.23%	1	0.00%	194	0.14%	2	50.00%
MAVERICK ARMS	104	0.23%	60	16.67%	293	0.21%	169	30.77%
ROMARM CUGIR	101	0.22%	11	0.00%	290	0.21%	21	0.00%
SPIKES TACTICAL	101	0.22%	9	11.11%	271	0.20%	30	10.00%
AMERCN TACTICAL IMP	100	0.22%	29	0.00%	307	0.22%	88	6.82%
BENELLI SPA	100	0.22%	37	27.03%	313	0.23%	118	22.03%
HI STANDARD	98	0.22%	47	0.00%	334	0.24%	156	0.00%
MAUSER	98	0.22%	14	14.29%	271	0.20%	39	7.69%
DIAMONDBACK ARMS INC	97	0.21%	19	5.26%	279	0.20%	48	20.83%
SPRINGFIELD FIREARMS	96	0.21%	4	0.00%	245	0.18%	8	12.50%
HNRV REPATNG RFLE CO	95	0.21%	55	20.00%	244	0.18%	139	20.14%
LORCIN ENGINEERING	91	0.20%	23	0.00%	310	0.23%	118	0.00%
STEVEN/J STVNS ARMS	91	0.20%	13	15.38%	275	0.20%	41	29.27%
PRIVATELY MADE FIREARM (PMF)	88	0.19%	0	0.00%	119	0.09%	0	0.00%
STAR	85	0.19%	34	0.00%	268	0.20%	123	0.00%
ROGUE DEFENSE LLC	83	0.18%	0	0.00%	237	0.17%	0	0.00%
FIREARMS IMP&EXP FIE	80	0.18%	37	0.00%	261	0.19%	117	0.85%
HERITAGE MFG INC	80	0.18%	25	16.00%	210	0.15%	82	20.73%
JIMENEZ ARMS	80	0.18%	0	0.00%	271	0.20%	0	0.00%
IVER JOHNSON ARMS & CYCLE WRKS	79	0.17%	12	8.33%	288	0.21%	45	6.67%
MADE IN FRANCE	77	0.17%	0	0.00%	219	0.16%	0	0.00%
BRYCO ARMS	75	0.16%	17	0.00%	256	0.19%	64	0.00%
ZASTAVA	73	0.16%	19	31.58%	211	0.15%	49	32.65%

Manufacturer	2023 Crime Guns	Percent of 2023 Crime Guns	2023 Crime Guns with TTC Data	Percent of 2023 Crime Guns < 1 Year TTC	2021-2023 Crime Guns	Percent of 2021-2023 Crime Guns	2021-2023 Crime Guns with TTC Data	Percent of 2021-2023 Crime Guns < 1 Year TTC
ANY MILITARY ISSUE	70	0.15%	4	0.00%	222	0.16%	8	0.00%
LH GUN CO.	64	0.14%	1	0.00%	183	0.13%	4	50.00%
GABLND0/GABLND0 & C	63	0.14%	31	0.00%	225	0.16%	110	0.00%
ARCADIA MACHINE TOOL	61	0.13%	43	0.00%	171	0.12%	96	0.00%
CENTURY	61	0.13%	2	0.00%	156	0.11%	8	0.00%
SARSILMAZ (SAR ARMS)	59	0.13%	0	0.00%	194	0.14%	0	0.00%
INTRATEC	58	0.13%	27	0.00%	181	0.13%	78	0.00%
IWI (IMI)	57	0.13%	17	23.53%	154	0.11%	49	28.57%
BUSHMASTER	56	0.12%	6	16.67%	178	0.13%	16	6.25%
DEL-TON INC	56	0.12%	18	11.11%	141	0.10%	46	6.52%
MOSIN-NAGANT	56	0.12%	1	0.00%	160	0.12%	11	9.09%
F N MFG INC	52	0.11%	0	0.00%	136	0.10%	0	0.00%
SOVIET UNION (USSR)	51	0.11%	15	20.00%	202	0.15%	47	23.40%
FEG UNION	49	0.11%	13	0.00%	157	0.11%	46	2.17%
ROY WEATHERBY	49	0.11%	17	23.53%	156	0.11%	42	23.81%
DEFENSE PROCURE MFG	48	0.11%	12	0.00%	135	0.10%	24	4.17%
NEW ENGLAND FIREARM	48	0.11%	5	0.00%	175	0.13%	20	0.00%
ASTRA	46	0.10%	17	0.00%	155	0.11%	59	3.39%
STAG ARM	45	0.10%	9	0.00%	134	0.10%	21	9.52%
SEARS ROEBUCK & CO.	44	0.10%	1	0.00%	151	0.11%	4	25.00%
SILAH MAKINA KLIP	44	0.10%	1	0.00%	95	0.07%	1	0.00%
TANFOLGLIO,A.GUISPPE	43	0.09%	2	0.00%	111	0.08%	5	0.00%
HOWA/HOWA LTD.	42	0.09%	21	9.52%	117	0.09%	60	16.67%
MAGNUM RESEARCH	41	0.09%	23	21.74%	120	0.09%	68	14.71%
SQUIRES-BINGHAM	41	0.09%	0	0.00%	116	0.08%	0	0.00%
COBRA ENTERPRSES INC	40	0.09%	2	0.00%	116	0.08%	11	18.18%
GIRSAN	40	0.09%	8	37.50%	136	0.10%	15	60.00%
HIGH STANDARD MFG CO	40	0.09%	1	0.00%	86	0.06%	3	0.00%
DICKINSON, E.L.	39	0.09%	0	0.00%	89	0.06%	1	0.00%
IVER JOHNSON ARMS,ROCKLEDGE FL	39	0.09%	0	0.00%	103	0.08%	0	0.00%
IZHMASH (IZHEVSK)	39	0.09%	6	0.00%	94	0.07%	17	0.00%
PARA ORDNANCE	39	0.09%	15	0.00%	146	0.11%	66	1.52%
WESSON FIREARMS CO	38	0.08%	18	27.78%	142	0.10%	80	10.00%
CZ USA	37	0.08%	6	16.67%	104	0.08%	28	53.57%
FAB DARMES FRAT PIE	37	0.08%	0	0.00%	92	0.07%	0	0.00%
DANIEL DEFENSE INC	36	0.08%	13	23.08%	105	0.08%	55	10.91%
INTERNATNL ARMAMENT	36	0.08%	3	0.00%	115	0.08%	11	0.00%
MADE IN ITALY	36	0.08%	0	0.00%	118	0.09%	5	0.00%
MADE IN GERMANY	35	0.08%	6	0.00%	108	0.08%	18	0.00%

Manufacturer	2023 Crime Guns	Percent of 2023 Crime Guns	2023 Crime Guns with TTC Data	Percent of 2023 Crime Guns < 1 Year TTC	2021-2023 Crime Guns	Percent of 2021-2023 Crime Guns	2021-2023 Crime Guns with TTC Data	Percent of 2021-2023 Crime Guns < 1 Year TTC
I M METAL	35	0.08%	0	0.00%	135	0.10%	0	0.00%
MASTERPIECE ARMS INC	34	0.07%	4	25.00%	111	0.08%	18	11.11%
STERLING ARMS	34	0.07%	14	0.00%	108	0.08%	51	0.00%
TRABZON TISAS	34	0.07%	1	100.00%	82	0.06%	1	100.00%
THOMPSON CENTER ARMS	34	0.07%	9	0.00%	99	0.07%	26	3.85%
CENTURY INT ARMS INC	33	0.07%	8	12.50%	96	0.07%	25	8.00%
HERITAGE ARMS	33	0.07%	14	35.71%	89	0.06%	41	26.83%
LWRC INTERNATIONAL	33	0.07%	22	13.64%	83	0.06%	55	20.00%
ROMANIA/RUMANIA	33	0.07%	2	0.00%	70	0.05%	5	20.00%
COMPAN BRSLRA CRTCHS	31	0.07%	14	0.00%	105	0.08%	39	12.82%
ITHACA GUNS USA	31	0.07%	3	0.00%	86	0.06%	6	0.00%
MTG.WARD'W.F.' BRAND	31	0.07%	1	0.00%	86	0.06%	6	0.00%
DERRINGER CORP.	30	0.07%	1	0.00%	61	0.04%	1	0.00%
EURO AMERICAN ARMORY	30	0.07%	22	13.64%	104	0.08%	70	31.43%
JUGGERNAUT TACTICAL, INC	29	0.06%	14	14.29%	81	0.06%	39	38.46%
MADE IN SPAIN	29	0.06%	0	0.00%	97	0.07%	4	0.00%
POLYMER80, INC(P80 TAC P80)	28	0.06%	1	100.00%	81	0.06%	3	66.67%
MADE IN GIBRALTAR	28	0.06%	0	0.00%	56	0.04%	0	0.00%
COBRA	27	0.06%	8	0.00%	100	0.07%	36	5.56%
INTERARMS	27	0.06%	0	0.00%	66	0.05%	3	0.00%
ALDO UBERTI	27	0.06%	8	0.00%	71	0.05%	30	23.33%
KASSNAR-FIAS IMPORTS	26	0.06%	3	0.00%	76	0.06%	5	0.00%
AKKR SLH SNY TIC,LTD	25	0.05%	14	0.00%	64	0.05%	38	18.42%
CHIAPPA FIREARMS LTD	25	0.05%	14	7.14%	67	0.05%	31	12.90%
EAGLE ARMS	25	0.05%	0	0.00%	53	0.04%	1	0.00%
HENRY GUN CO.	25	0.05%	4	0.00%	65	0.05%	14	0.00%
LUGER	25	0.05%	4	25.00%	77	0.06%	16	6.25%
SWD INC	24	0.05%	6	0.00%	82	0.06%	22	0.00%
HERMAN WEIHRAUCH	24	0.05%	1	100.00%	69	0.05%	1	100.00%
AKUS SILAH SAN TIC	23	0.05%	21	38.10%	69	0.05%	66	36.36%
FRANKLIN ARMORY	23	0.05%	8	50.00%	72	0.05%	17	47.06%
MADE IN HONG KONG	23	0.05%	0	0.00%	81	0.06%	0	0.00%
PALMETTO	23	0.05%	0	0.00%	75	0.05%	2	0.00%
VICENZO BERNARDELLI	22	0.05%	10	10.00%	66	0.05%	28	7.14%
CLERKE	22	0.05%	9	0.00%	56	0.04%	17	0.00%
HIGGINS, J. C.	22	0.05%	7	0.00%	64	0.05%	25	0.00%
TIKKA TURKEY GUN	22	0.05%	10	20.00%	50	0.04%	28	21.43%
BOITO	21	0.05%	3	0.00%	51	0.04%	6	16.67%
MADE IN BRAZIL	21	0.05%	0	0.00%	56	0.04%	0	0.00%

Manufacturer	2023 Crime Guns	Percent of 2023 Crime Guns	2023 Crime Guns with TTC Data	Percent of 2023 Crime Guns < 1 Year TTC	2021-2023 Crime Guns	Percent of 2021-2023 Crime Guns	2021-2023 Crime Guns with TTC Data	Percent of 2021-2023 Crime Guns < 1 Year TTC
CHARLES DALY	21	0.05%	4	0.00%	75	0.05%	23	17.39%
MADE IN CHINA	21	0.05%	1	0.00%	80	0.06%	3	33.33%
RUSSIAN FEDERAT	21	0.05%	0	0.00%	52	0.04%	0	0.00%
MAADI	20	0.04%	3	0.00%	42	0.03%	6	0.00%
UNIVERSAL FIREARM CO	20	0.04%	0	0.00%	64	0.05%	2	50.00%
ARMINIUS	19	0.04%	6	0.00%	62	0.05%	27	0.00%
HOPKINS & ALLEN	19	0.04%	1	0.00%	49	0.04%	3	0.00%
KEYSTONE SPRTNG ARMS	19	0.04%	3	0.00%	39	0.03%	6	16.67%
SUN CITY MACH CO	19	0.04%	12	8.33%	60	0.04%	36	11.11%
STEYR	19	0.04%	5	0.00%	65	0.05%	14	7.14%
U.S. ARMS CORP	19	0.04%	0	0.00%	27	0.02%	0	0.00%
ARMSCOR	18	0.04%	5	0.00%	45	0.03%	14	21.43%
ARISAKA	18	0.04%	1	0.00%	49	0.04%	2	50.00%
BLACK ACES TACTICAL	18	0.04%	13	7.69%	53	0.04%	38	36.84%
TULSKI-KOROVIN	18	0.04%	3	33.33%	47	0.03%	5	40.00%
BOND ARMS	17	0.04%	4	0.00%	48	0.04%	15	6.67%
MADE IN CZECHSLOVAKIA	17	0.04%	3	0.00%	54	0.04%	8	0.00%
MAKAROV	17	0.04%	5	0.00%	74	0.05%	15	0.00%
NEW ENGLAND ARMS CO.	17	0.04%	1	0.00%	46	0.03%	3	0.00%
TASER	17	0.04%	0	0.00%	95	0.07%	0	0.00%
AA ARMS CORP	16	0.04%	5	0.00%	54	0.04%	9	0.00%
AUTO-ORDNANCE CORP	16	0.04%	10	0.00%	53	0.04%	20	0.00%
CZ GUNS TRADE	16	0.04%	0	0.00%	55	0.04%	0	0.00%
DAEWOO	16	0.04%	7	0.00%	34	0.02%	13	0.00%
CZECH REPUBLIC	16	0.04%	0	0.00%	37	0.03%	0	0.00%
FABRIQUE DARMES	16	0.04%	0	0.00%	46	0.03%	1	0.00%
RADICAL FIREARMS, LLC	16	0.04%	2	0.00%	37	0.03%	5	60.00%
REVELATION	16	0.04%	3	0.00%	55	0.04%	6	0.00%
TRADITIONS, INC	16	0.04%	0	0.00%	38	0.03%	0	0.00%
ARMALITE	15	0.03%	6	0.00%	39	0.03%	9	0.00%
CIMARRON ARMS	15	0.03%	11	9.09%	41	0.03%	23	17.39%
COLLATH	15	0.03%	0	0.00%	23	0.02%	0	0.00%
CHARTER 2000	15	0.03%	13	15.38%	38	0.03%	30	26.67%
INTER ORDNANCE	15	0.03%	12	8.33%	39	0.03%	24	4.17%
LIBERTY ARMS CO.	15	0.03%	3	0.00%	53	0.04%	11	9.09%
COMMANCHE	15	0.03%	0	0.00%	55	0.04%	0	0.00%
SCHMIDT, HERBERT	15	0.03%	7	0.00%	45	0.03%	18	0.00%
SEECAMP LW	15	0.03%	14	35.71%	36	0.03%	32	25.00%
CMMG, INC	14	0.03%	5	0.00%	43	0.03%	10	0.00%
EXCAM	14	0.03%	6	0.00%	38	0.03%	19	5.26%

Manufacturer	2023 Crime Guns	Percent of 2023 Crime Guns	2023 Crime Guns with TTC Data	Percent of 2023 Crime Guns < 1 Year TTC	2021-2023 Crime Guns	Percent of 2021-2023 Crime Guns	2021-2023 Crime Guns with TTC Data	Percent of 2021-2023 Crime Guns < 1 Year TTC
ENFIELD/ENFIELD LOCK	14	0.03%	2	0.00%	37	0.03%	7	0.00%
RILEY DEFENSE INC	14	0.03%	14	21.43%	41	0.03%	35	37.14%
BAUER FIREARMS CORP	13	0.03%	8	12.50%	34	0.02%	20	10.00%
CTRN DIE & MCH CO	13	0.03%	1	0.00%	23	0.02%	3	0.00%
CONN VALLEY ARMS	13	0.03%	0	0.00%	41	0.03%	0	0.00%
NOVESKE	13	0.03%	2	0.00%	25	0.02%	4	0.00%
PACK WEST ARMS	13	0.03%	0	0.00%	37	0.03%	2	0.00%
PEOPLES REPBLC CHINA	13	0.03%	5	20.00%	62	0.05%	15	20.00%
SUNDANCE INDUSTRIES	13	0.03%	3	0.00%	32	0.02%	16	0.00%
UMAREX	13	0.03%	9	11.11%	26	0.02%	14	42.86%
WINDHAM WEAPONRY INC	13	0.03%	5	0.00%	46	0.03%	20	5.00%
MADE IN YUGOSLAVIA	13	0.03%	0	0.00%	58	0.04%	3	0.00%
CHRISTENSEN ARMS	12	0.03%	8	0.00%	30	0.02%	19	26.32%
FREEDOM ARMS CO	12	0.03%	9	11.11%	36	0.03%	21	4.76%
MADE IN ISRAEL	12	0.03%	2	100.00%	21	0.02%	2	100.00%
LEWIS MACHINE&TOOL	12	0.03%	5	20.00%	41	0.03%	10	10.00%
MEGA MACHINE SHOP	12	0.03%	0	0.00%	24	0.02%	1	0.00%
PIONEER ARMS CORP	12	0.03%	1	0.00%	28	0.02%	1	0.00%
PATRIOT ORDNANCE FAC	12	0.03%	4	25.00%	31	0.02%	13	7.69%
QUALITY FIREARMS INC	12	0.03%	10	0.00%	26	0.02%	16	0.00%
SECURITY IND.OF AMER	12	0.03%	0	0.00%	37	0.03%	1	0.00%
STACCATO 2011	12	0.03%	6	66.67%	25	0.02%	12	83.33%
TRANSFORM DEFENSE	12	0.03%	7	42.86%	37	0.03%	19	57.89%
ARMS CORP OF AMERICA	11	0.02%	2	0.00%	25	0.02%	6	0.00%
MADE IN ARGENTINA	11	0.02%	0	0.00%	24	0.02%	0	0.00%
HAWK INDUSTRIES	11	0.02%	4	0.00%	34	0.02%	12	8.33%
INTERSTATE ARMS CO	11	0.02%	1	0.00%	26	0.02%	3	0.00%
DESERT EAGLE	11	0.02%	0	0.00%	30	0.02%	0	0.00%
JD MACHINE TECH, INC	11	0.02%	1	0.00%	47	0.03%	5	0.00%
RICHARDS, W.	11	0.02%	0	0.00%	33	0.02%	0	0.00%
SAKO	11	0.02%	2	0.00%	32	0.02%	4	0.00%
A. STROEGER	11	0.02%	0	0.00%	35	0.03%	1	0.00%
TYPHOON DEFENSE INDUSTRIES	11	0.02%	8	37.50%	16	0.01%	12	50.00%
WILSON COMBAT	11	0.02%	1	0.00%	25	0.02%	6	50.00%
AMERICAN DERRINGER C	10	0.02%	4	0.00%	22	0.02%	7	0.00%
CRESCENT FIREARMS CO	10	0.02%	1	0.00%	43	0.03%	3	0.00%
DERYA ARM (DERYA SILAH SANAYI)	10	0.02%	6	50.00%	21	0.02%	11	54.55%
FRANCHI	10	0.02%	2	0.00%	27	0.02%	11	36.36%
GRENDDEL INC	10	0.02%	4	0.00%	34	0.02%	13	0.00%

Manufacturer	2023 Crime Guns	Percent of 2023 Crime Guns	2023 Crime Guns with TTC Data	Percent of 2023 Crime Guns < 1 Year TTC	2021-2023 Crime Guns	Percent of 2021-2023 Crime Guns	2021-2023 Crime Guns with TTC Data	Percent of 2021-2023 Crime Guns < 1 Year TTC
KE ARMS	10	0.02%	2	0.00%	21	0.02%	2	0.00%
KIMEL/KIMEL IND.	10	0.02%	0	0.00%	30	0.02%	1	0.00%
KNIGHT ARMAMENT	10	0.02%	0	0.00%	11	0.01%	0	0.00%
MFG AUTO. D. BAYONNE	10	0.02%	5	0.00%	18	0.01%	7	0.00%
MIROKU FIREARM CO.	10	0.02%	4	25.00%	27	0.02%	11	9.09%
ROCK RIVER ARMS	10	0.02%	0	0.00%	43	0.03%	0	0.00%
TANFOLGLIO,F(TARGA)	10	0.02%	3	0.00%	30	0.02%	7	0.00%
TRI STAR SPTG ARMS	10	0.02%	3	66.67%	34	0.02%	11	45.45%
BAIKAL	9	0.02%	2	0.00%	46	0.03%	10	10.00%
DTSCH WFFN&MNTNS FB	9	0.02%	4	25.00%	24	0.02%	5	20.00%
MADE IN ENGLAND	9	0.02%	1	0.00%	22	0.02%	1	0.00%
ISSC AUSTRIA	9	0.02%	4	0.00%	24	0.02%	14	0.00%
KOMANDO AV	9	0.02%	6	0.00%	22	0.02%	8	12.50%
N AMERICAN ARMS CORP	9	0.02%	0	0.00%	14	0.01%	1	0.00%
RADOM VIS-35	9	0.02%	1	0.00%	25	0.02%	7	0.00%
RINO GALES	9	0.02%	1	100.00%	23	0.02%	1	100.00%
SALAVERRIA, IRAOLA	9	0.02%	0	0.00%	17	0.01%	0	0.00%
SILENCERCO LLC	9	0.02%	0	0.00%	31	0.02%	0	0.00%
STANDARD MANUFACTURING CO	9	0.02%	6	16.67%	34	0.02%	26	57.69%
KRESGE, S. S.	9	0.02%	0	0.00%	17	0.01%	0	0.00%
SHARPS BROS MFG	9	0.02%	2	50.00%	15	0.01%	3	33.33%
AMERICAN ARMS & AMMO	8	0.02%	0	0.00%	12	0.01%	0	0.00%
ACCU-TEC	8	0.02%	6	16.67%	29	0.02%	22	18.18%
AMERICAN INDUSTRIES	8	0.02%	1	0.00%	21	0.02%	5	0.00%
ANSCHUTZ AND SAVAGE	8	0.02%	2	0.00%	23	0.02%	7	14.29%
MADE IN BELGIUM	8	0.02%	0	0.00%	26	0.02%	0	0.00%
BLACK RAIN ORDINANCE	8	0.02%	2	0.00%	21	0.02%	6	50.00%
BRITISH ENFIELD	8	0.02%	0	0.00%	10	0.01%	0	0.00%
COBRAY FIREARMS	8	0.02%	0	0.00%	35	0.03%	0	0.00%
CZECH SMALL ARMS JABLUNKA	8	0.02%	0	0.00%	26	0.02%	0	0.00%
DETONICS	8	0.02%	7	0.00%	13	0.01%	11	0.00%
FOREHANDEWADWORTH	8	0.02%	0	0.00%	12	0.01%	0	0.00%
INTRCNTNENTAL ARMS	8	0.02%	0	0.00%	23	0.02%	2	0.00%
ARMI JAEGER	8	0.02%	0	0.00%	18	0.01%	1	0.00%
N AMERICAN ARMS CO	8	0.02%	1	0.00%	19	0.01%	1	0.00%
PTR-91	8	0.02%	7	42.86%	18	0.01%	14	28.57%
SMITH(NOT SMTH/WSSN)	8	0.02%	0	0.00%	24	0.02%	0	0.00%
BRAVO CO, MFG, INC	7	0.02%	2	0.00%	20	0.01%	4	0.00%
CARCANO	7	0.02%	1	0.00%	16	0.01%	1	0.00%

Manufacturer	2023 Crime Guns	Percent of 2023 Crime Guns	2023 Crime Guns with TTC Data	Percent of 2023 Crime Guns < 1 Year TTC	2021-2023 Crime Guns	Percent of 2021-2023 Crime Guns	2021-2023 Crime Guns with TTC Data	Percent of 2021-2023 Crime Guns < 1 Year TTC
CZAR	7	0.02%	0	0.00%	27	0.02%	0	0.00%
DIAMOND ARMS CO.	7	0.02%	0	0.00%	20	0.01%	0	0.00%
DICKSON CAPITAL	7	0.02%	0	0.00%	16	0.01%	0	0.00%
EUROPEAN AMER ARMS	7	0.02%	5	0.00%	30	0.02%	20	5.00%
FEATHER ENTERPRISE	7	0.02%	1	0.00%	14	0.01%	1	0.00%
FIRE STORM	7	0.02%	0	0.00%	16	0.01%	0	0.00%
GUSTAV, CARL	7	0.02%	0	0.00%	22	0.02%	0	0.00%
GRAND POWER	7	0.02%	0	0.00%	24	0.02%	1	100.00%
HAMMERLI	7	0.02%	0	0.00%	14	0.01%	0	0.00%
HASKELL	7	0.02%	4	0.00%	18	0.01%	7	0.00%
IMBEL	7	0.02%	0	0.00%	18	0.01%	0	0.00%
INDUST NOT DE ARMAS	7	0.02%	2	0.00%	14	0.01%	2	0.00%
S. M. L. E.	7	0.02%	0	0.00%	26	0.02%	0	0.00%
VYATSKIE POLYANY	7	0.02%	0	0.00%	17	0.01%	2	0.00%
MITCHELL ARMS	7	0.02%	5	0.00%	17	0.01%	8	0.00%
NORTH CHINA IND	7	0.02%	0	0.00%	35	0.03%	0	0.00%
NAVY ARMS CO.	7	0.02%	1	0.00%	29	0.02%	7	0.00%
PARKER-HALE	7	0.02%	0	0.00%	20	0.01%	2	0.00%
PRIMARY WEAPON SYS	7	0.02%	1	0.00%	19	0.01%	6	16.67%
ARSENAL COMPANY	7	0.02%	0	0.00%	27	0.02%	4	0.00%
RETAY ARMS LTD STI	7	0.02%	0	0.00%	14	0.01%	1	100.00%
SCHMIDT-RUBIN	7	0.02%	0	0.00%	9	0.01%	0	0.00%
SMITH LC GUN CO	7	0.02%	0	0.00%	13	0.01%	0	0.00%
WEST COAST WEAPON WORKS, LLC	7	0.02%	2	0.00%	12	0.01%	7	14.29%
AREX	6	0.01%	0	0.00%	22	0.02%	0	0.00%
AMERICAN ARMS CO.	6	0.01%	0	0.00%	19	0.01%	0	0.00%
ATA ARMS	6	0.01%	3	66.67%	24	0.02%	6	50.00%
BROWNELLS INC	6	0.01%	1	0.00%	7	0.01%	1	0.00%
AMERICA BLISS & GOODYEAR	6	0.01%	1	0.00%	13	0.01%	6	0.00%
BARRETT FIREARMS MFG	6	0.01%	1	0.00%	24	0.02%	6	16.67%
BURGO	6	0.01%	2	0.00%	19	0.01%	4	0.00%
DOUBLE STAR CORP	6	0.01%	2	50.00%	14	0.01%	3	33.33%
HENRY DERINGER SR&JR	6	0.01%	0	0.00%	10	0.01%	0	0.00%
EIG CUTLERY	6	0.01%	0	0.00%	17	0.01%	2	0.00%
ESSEX ARMS CORP.	6	0.01%	1	100.00%	16	0.01%	2	50.00%
FOREHAND ARMS CO.	6	0.01%	0	0.00%	24	0.02%	1	100.00%
GOLDEN STATE ARMS	6	0.01%	0	0.00%	23	0.02%	0	0.00%
HAWES	6	0.01%	1	0.00%	23	0.02%	6	0.00%
MADE IN JAPAN	6	0.01%	0	0.00%	32	0.02%	2	0.00%

Manufacturer	2023 Crime Guns	Percent of 2023 Crime Guns	2023 Crime Guns with TTC Data	Percent of 2023 Crime Guns < 1 Year TTC	2021-2023 Crime Guns	Percent of 2021-2023 Crime Guns	2021-2023 Crime Guns with TTC Data	Percent of 2021-2023 Crime Guns < 1 Year TTC
JUST RIGHT CARBINE	6	0.01%	5	20.00%	21	0.02%	12	8.33%
MAGTECH	6	0.01%	0	0.00%	20	0.01%	0	0.00%
NODAK SPUD	6	0.01%	1	0.00%	18	0.01%	2	0.00%
NAT. ORDNANCE, INC.	6	0.01%	0	0.00%	10	0.01%	1	100.00%
OLYMPIC ARMS	6	0.01%	0	0.00%	25	0.02%	0	0.00%
MADE IN SOMALIA	6	0.01%	0	0.00%	10	0.01%	0	0.00%
STERLING	6	0.01%	3	0.00%	14	0.01%	4	0.00%
VOLUNTEER ENTRPRISES	6	0.01%	0	0.00%	17	0.01%	0	0.00%
ARMS CORP OF AMERICA	5	0.01%	0	0.00%	14	0.01%	1	100.00%
AMERICAN ARMS	5	0.01%	0	0.00%	25	0.02%	3	0.00%
ARMINEX	5	0.01%	0	0.00%	6	0.00%	0	0.00%
ALEX PRO FIREARMS	5	0.01%	1	100.00%	10	0.01%	1	100.00%
MADE IN BURMA	5	0.01%	0	0.00%	8	0.01%	0	0.00%
BROWN MFG. CO.	5	0.01%	0	0.00%	14	0.01%	0	0.00%
ZBROJOVKA, BRNO	5	0.01%	2	50.00%	8	0.01%	3	33.33%
COBOLT	5	0.01%	0	0.00%	9	0.01%	0	0.00%
CASPIAN ARMS LTD	5	0.01%	0	0.00%	11	0.01%	1	0.00%
DAISY (HEDDON)	5	0.01%	0	0.00%	20	0.01%	0	0.00%
DSA INC	5	0.01%	0	0.00%	14	0.01%	1	100.00%
EARLY MODERN FIREARM	5	0.01%	1	0.00%	13	0.01%	4	25.00%
ENTREPRISE ARMS INC	5	0.01%	0	0.00%	12	0.01%	0	0.00%
ERMA/ERMA WERKE	5	0.01%	3	0.00%	30	0.02%	10	0.00%
EXTAR, LLC	5	0.01%	1	0.00%	15	0.01%	2	0.00%
FBRC MIL DE ARM PORT	5	0.01%	2	0.00%	12	0.01%	5	20.00%
GREAT WESTERN ARMS	5	0.01%	3	0.00%	13	0.01%	8	37.50%
HAWK ENGINEERING	5	0.01%	1	0.00%	6	0.00%	1	0.00%
MADE IN HUNGARY	5	0.01%	0	0.00%	29	0.02%	3	0.00%
HUNTER ARMS CO	5	0.01%	0	0.00%	19	0.01%	0	0.00%
HUSQVARNA	5	0.01%	1	0.00%	21	0.02%	4	0.00%
INTERDYNAMIC	5	0.01%	1	0.00%	11	0.01%	2	0.00%
JUKAR	5	0.01%	0	0.00%	22	0.02%	0	0.00%
MANNLICHER/CARCANO	5	0.01%	0	0.00%	12	0.01%	0	0.00%
MANHURIN, S.A.	5	0.01%	1	0.00%	12	0.01%	3	0.00%
NEW FRONTIER ARMORY	5	0.01%	0	0.00%	29	0.02%	0	0.00%
NORTH AMER ARMS	5	0.01%	3	0.00%	16	0.01%	6	0.00%
ORTGIES-DEUTSCHEWERKE BERLIN	5	0.01%	0	0.00%	21	0.02%	0	0.00%
PLAINFIELD MACHNE CO	5	0.01%	0	0.00%	13	0.01%	3	0.00%
ROTH-SAUER	5	0.01%	0	0.00%	13	0.01%	0	0.00%
RPB INDUSTRIES	5	0.01%	1	0.00%	12	0.01%	2	0.00%

Manufacturer	2023 Crime Guns	Percent of 2023 Crime Guns	2023 Crime Guns with TTC Data	Percent of 2023 Crime Guns < 1 Year TTC	2021-2023 Crime Guns	Percent of 2021-2023 Crime Guns	2021-2023 Crime Guns with TTC Data	Percent of 2021-2023 Crime Guns < 1 Year TTC
ROGUE RIFLE CO	5	0.01%	0	0.00%	6	0.00%	0	0.00%
STALLARD ARMS	5	0.01%	1	0.00%	9	0.01%	4	0.00%
SPORTSMAN	5	0.01%	0	0.00%	11	0.01%	0	0.00%
STANDARD ARMS CO.	5	0.01%	2	0.00%	17	0.01%	7	0.00%
STEYR ARMS, INC	5	0.01%	0	0.00%	20	0.01%	0	0.00%
TITAN MFG CO	5	0.01%	0	0.00%	25	0.02%	0	0.00%
UTAS	5	0.01%	2	0.00%	10	0.01%	6	0.00%
VECTOR ARMS	5	0.01%	3	0.00%	8	0.01%	5	0.00%
WEBLEY-FOSBERY	5	0.01%	0	0.00%	13	0.01%	0	0.00%
MADE IN WEST GERMANY	5	0.01%	0	0.00%	28	0.02%	0	0.00%
TED WILLIAMS	5	0.01%	0	0.00%	34	0.02%	1	100.00%
AMERICAN ARMS INT	4	0.01%	0	0.00%	5	0.00%	0	0.00%
ABC RIFLE COMPANY	4	0.01%	0	0.00%	9	0.01%	0	0.00%
ARCUS COMPANY	4	0.01%	0	0.00%	15	0.01%	1	0.00%
BRITARMS OF ENGLAND	4	0.01%	0	0.00%	13	0.01%	0	0.00%
ANDRUS & OSBORN	4	0.01%	0	0.00%	8	0.01%	0	0.00%
ARSENAL INC, NEVADA	4	0.01%	1	0.00%	14	0.01%	8	0.00%
RADIAN WEAPONS (AXTS)	4	0.01%	0	0.00%	4	0.00%	0	0.00%
FRANKLIN, BEN	4	0.01%	0	0.00%	4	0.00%	0	0.00%
BLUMENFELD IMPORT CO	4	0.01%	0	0.00%	7	0.01%	0	0.00%
BALLISTIC ADVANTAGE	4	0.01%	0	0.00%	6	0.00%	0	0.00%
BUTLER ASOCIATES,INC	4	0.01%	3	66.67%	13	0.01%	8	25.00%
CLARIDGE HI-TEC	4	0.01%	1	0.00%	4	0.00%	1	0.00%
COAST-TO-COAST STORS	4	0.01%	1	0.00%	14	0.01%	1	0.00%
CROSMAN ARMS CO.	4	0.01%	0	0.00%	16	0.01%	0	0.00%
EDDY MFG CO EMC	4	0.01%	0	0.00%	5	0.00%	0	0.00%
STRLNGWRTH/A H FOX	4	0.01%	0	0.00%	9	0.01%	0	0.00%
GLISENTI	4	0.01%	0	0.00%	6	0.00%	0	0.00%
GOODTIMEOUTDRS(CORE)	4	0.01%	2	50.00%	15	0.01%	3	33.33%
HERTER'S INC.	4	0.01%	0	0.00%	9	0.01%	0	0.00%
HUGLU	4	0.01%	3	0.00%	11	0.01%	4	25.00%
IMPERIAL METAL PROD	4	0.01%	0	0.00%	14	0.01%	0	0.00%
JOHNSON, BYE & CO.	4	0.01%	0	0.00%	4	0.00%	0	0.00%
J*S PACIFIC ENT	4	0.01%	0	0.00%	8	0.01%	0	0.00%
J P ENTERPRISES	4	0.01%	3	33.33%	12	0.01%	7	28.57%
KAISER DEFENSE	4	0.01%	1	0.00%	9	0.01%	2	0.00%
KEYSTONE ARMS CO.	4	0.01%	3	0.00%	11	0.01%	6	16.67%
KOON, INC., H.	4	0.01%	0	0.00%	17	0.01%	0	0.00%
LEE ARMS CO.	4	0.01%	1	0.00%	6	0.00%	2	0.00%
LIVIAOITL	4	0.01%	0	0.00%	5	0.00%	0	0.00%

Manufacturer	2023 Crime Guns	Percent of 2023 Crime Guns	2023 Crime Guns with TTC Data	Percent of 2023 Crime Guns < 1 Year TTC	2021-2023 Crime Guns	Percent of 2021-2023 Crime Guns	2021-2023 Crime Guns with TTC Data	Percent of 2021-2023 Crime Guns < 1 Year TTC
MADISON IMPORT CO.	4	0.01%	2	0.00%	8	0.01%	5	0.00%
METRO ARMS CORP	4	0.01%	0	0.00%	11	0.01%	0	0.00%
MAG TACTICAL SYSTEMS	4	0.01%	0	0.00%	18	0.01%	0	0.00%
MATRIX AEROSPACE	4	0.01%	2	0.00%	4	0.00%	2	0.00%
NEWTON	4	0.01%	0	0.00%	5	0.00%	0	0.00%
NAMBU (PISTOLS)	4	0.01%	1	0.00%	14	0.01%	7	0.00%
PARAMOUNT	4	0.01%	0	0.00%	7	0.01%	0	0.00%
PARKER BROS MAKERS	4	0.01%	0	0.00%	4	0.00%	0	0.00%
PROFESSIONAL ORD	4	0.01%	0	0.00%	14	0.01%	0	0.00%
REX	4	0.01%	0	0.00%	10	0.01%	0	0.00%
RAINIER ARMS	4	0.01%	0	0.00%	6	0.00%	0	0.00%
ROMER/ROMERWERK	4	0.01%	0	0.00%	10	0.01%	0	0.00%
SEEKINS PRECISION	4	0.01%	0	0.00%	12	0.01%	0	0.00%
SPORTARMS	4	0.01%	0	0.00%	14	0.01%	0	0.00%
STARR ARMS CO.	4	0.01%	0	0.00%	8	0.01%	0	0.00%
SHADOW SYSTEMS, LLC	4	0.01%	0	0.00%	10	0.01%	0	0.00%
F D'ARMI F TANFOGLIO	4	0.01%	1	0.00%	27	0.02%	4	0.00%
TIPPMAN ARMS CO	4	0.01%	3	66.67%	10	0.01%	8	75.00%
VALOR	4	0.01%	0	0.00%	11	0.01%	0	0.00%
WEBLEY SCOTT	4	0.01%	0	0.00%	22	0.02%	7	0.00%
ZHONGZHOU MACHINERWK	4	0.01%	1	0.00%	13	0.01%	3	0.00%
ARMSAN SILAH SANAYI	3	0.01%	0	0.00%	5	0.00%	0	0.00%
ANDRO CORP INDUSTRIES	3	0.01%	0	0.00%	6	0.00%	1	100.00%
ALAMO	3	0.01%	1	0.00%	5	0.00%	1	0.00%
AMERCN FIREARMS CORP	3	0.01%	0	0.00%	7	0.01%	2	0.00%
ANCIENS ESTAB PIEPER	3	0.01%	0	0.00%	9	0.01%	0	0.00%
AR-7 INDUSTRIES	3	0.01%	0	0.00%	9	0.01%	0	0.00%
ARMI SAN MARCO	3	0.01%	0	0.00%	16	0.01%	1	0.00%
MADE IN AUSTRIA	3	0.01%	0	0.00%	11	0.01%	1	0.00%
BABY HAMMERLESS	3	0.01%	0	0.00%	4	0.00%	0	0.00%
BENJAMIN	3	0.01%	0	0.00%	11	0.01%	0	0.00%
BRAZIER	3	0.01%	0	0.00%	3	0.00%	0	0.00%
BIRMINGHAM SMALL ARM	3	0.01%	0	0.00%	14	0.01%	0	0.00%
BOHN MISCHE WAFFNFBRK	3	0.01%	1	0.00%	14	0.01%	3	0.00%
CHARCO	3	0.01%	0	0.00%	21	0.02%	0	0.00%
CHATELLERAULT	3	0.01%	0	0.00%	6	0.00%	0	0.00%
CALWESTCO INC	3	0.01%	0	0.00%	12	0.01%	1	0.00%
DIKAR	3	0.01%	1	0.00%	9	0.01%	1	0.00%
DICKSON	3	0.01%	1	0.00%	16	0.01%	4	0.00%
EASTERN ARMS CO.	3	0.01%	0	0.00%	10	0.01%	1	100.00%

Manufacturer	2023 Crime Guns	Percent of 2023 Crime Guns	2023 Crime Guns with TTC Data	Percent of 2023 Crime Guns < 1 Year TTC	2021-2023 Crime Guns	Percent of 2021-2023 Crime Guns	2021-2023 Crime Guns with TTC Data	Percent of 2021-2023 Crime Guns < 1 Year TTC
GERSTENBERGER EBERWE	3	0.01%	0	0.00%	18	0.01%	6	0.00%
EUROARMS	3	0.01%	0	0.00%	11	0.01%	0	0.00%
EXTRACTEUR	3	0.01%	0	0.00%	3	0.00%	0	0.00%
FAB ARM OR FABARM	3	0.01%	0	0.00%	8	0.01%	0	0.00%
FULL METAL JACKET	3	0.01%	0	0.00%	4	0.00%	0	0.00%
FREEDOM ORDNANCE MFG, INC	3	0.01%	0	0.00%	4	0.00%	0	0.00%
GEN PRE CORP TALON	3	0.01%	0	0.00%	13	0.01%	2	0.00%
GUNFIGHTER TACTICAL, LLC (GFT)	3	0.01%	3	0.00%	8	0.01%	6	50.00%
HAFDASA	3	0.01%	1	0.00%	8	0.01%	1	0.00%
HONOR DEFENSE, LLC	3	0.01%	0	0.00%	5	0.00%	0	0.00%
INDUST ARMI GALESI	3	0.01%	1	0.00%	27	0.02%	6	0.00%
INLAND MANUFACTURING	3	0.01%	0	0.00%	5	0.00%	0	0.00%
INGRAM	3	0.01%	0	0.00%	8	0.01%	0	0.00%
JOHNSON ARMS	3	0.01%	0	0.00%	11	0.01%	0	0.00%
LES BAER CUSTOM INC	3	0.01%	3	33.33%	12	0.01%	11	18.18%
LAR	3	0.01%	2	0.00%	10	0.01%	4	0.00%
LITHGOW	3	0.01%	0	0.00%	11	0.01%	0	0.00%
M D'ARMES ST ETIENNE	3	0.01%	0	0.00%	15	0.01%	0	0.00%
MFG D'ARMES(MAP)	3	0.01%	1	0.00%	9	0.01%	4	0.00%
AMERICAN GUN COMPANY LLC	3	0.01%	0	0.00%	4	0.00%	0	0.00%
MERWIN & HUBERT(M&H)	3	0.01%	1	0.00%	3	0.00%	1	0.00%
MKS SUPPLY, INC	3	0.01%	0	0.00%	5	0.00%	0	0.00%
MASTER MAG	3	0.01%	0	0.00%	6	0.00%	0	0.00%
MORRISSEY INC	3	0.01%	0	0.00%	13	0.01%	0	0.00%
NAGANT (REVOLVERS)	3	0.01%	1	0.00%	10	0.01%	1	0.00%
NIGHTHAWK CUSTOM	3	0.01%	3	33.33%	13	0.01%	8	25.00%
OLYMPIC	3	0.01%	0	0.00%	12	0.01%	1	0.00%
PARKER/PARKER BROS.	3	0.01%	0	0.00%	12	0.01%	0	0.00%
MADE IN PHILIPPINES	3	0.01%	0	0.00%	10	0.01%	0	0.00%
MADE IN POLAND	3	0.01%	1	0.00%	9	0.01%	2	0.00%
PALMETTO STATE DEFENSE GREER	3	0.01%	0	0.00%	8	0.01%	0	0.00%
RADIKAL ARMS	3	0.01%	0	0.00%	17	0.01%	0	0.00%
TEXAS-RANGER-FRNTIER	3	0.01%	0	0.00%	4	0.00%	0	0.00%
ROGER	3	0.01%	0	0.00%	9	0.01%	0	0.00%
RIFLE SUPPLY	3	0.01%	0	0.00%	4	0.00%	0	0.00%
RANCH & SILVA (RTS)	3	0.01%	0	0.00%	9	0.01%	0	0.00%
SABOTTI & TANFOLGLIO	3	0.01%	0	0.00%	5	0.00%	0	0.00%

Manufacturer	2023 Crime Guns	Percent of 2023 Crime Guns	2023 Crime Guns with TTC Data	Percent of 2023 Crime Guns < 1 Year TTC	2021-2023 Crime Guns	Percent of 2021-2023 Crime Guns	2021-2023 Crime Guns with TTC Data	Percent of 2021-2023 Crime Guns < 1 Year TTC
SUN DEVIL MFG	3	0.01%	0	0.00%	9	0.01%	0	0.00%
SEDGLY, R F	3	0.01%	0	0.00%	8	0.01%	0	0.00%
SMOK	3	0.01%	0	0.00%	3	0.00%	0	0.00%
SPENCER RIFLE	3	0.01%	0	0.00%	6	0.00%	0	0.00%
SPESCO CORP.	3	0.01%	0	0.00%	7	0.01%	2	0.00%
STEN	3	0.01%	0	0.00%	6	0.00%	0	0.00%
SWISS ARMS	3	0.01%	0	0.00%	4	0.00%	0	0.00%
T. A. C.	3	0.01%	0	0.00%	3	0.00%	0	0.00%
TISAN	3	0.01%	0	0.00%	7	0.01%	0	0.00%
TNW TECHNETWORK	3	0.01%	0	0.00%	7	0.01%	1	0.00%
TURKS & CAICOS ISLND	3	0.01%	0	0.00%	4	0.00%	0	0.00%
US FIRE-ARMS MFG INC	3	0.01%	1	0.00%	6	0.00%	1	0.00%
WESTERN ARMS CORP.	3	0.01%	0	0.00%	18	0.01%	1	0.00%
YANKEE HILL MACHINE	3	0.01%	0	0.00%	9	0.01%	0	0.00%
ZEV TECHNOLOGIES	3	0.01%	1	100.00%	5	0.00%	1	100.00%
AMERICAN ARMS INC	2	0.00%	0	0.00%	16	0.01%	4	0.00%
ABERCROMBIE & FITCH	2	0.00%	0	0.00%	5	0.00%	0	0.00%
FIGHTLITE INDUSTRIES	2	0.00%	0	0.00%	5	0.00%	0	0.00%
ARMI E&F	2	0.00%	1	0.00%	2	0.00%	1	0.00%
ARCHANGEL ARMS, LLC	2	0.00%	0	0.00%	2	0.00%	0	0.00%
ALLEN	2	0.00%	0	0.00%	2	0.00%	0	0.00%
AMERICAN DERRING CO	2	0.00%	2	0.00%	16	0.01%	6	0.00%
ARSENAL USA LLC, TX	2	0.00%	1	0.00%	9	0.01%	3	0.00%
AUTO NINE CORP	2	0.00%	0	0.00%	4	0.00%	0	0.00%
AMERICAN TACTICAL OUTFITTERS	2	0.00%	0	0.00%	10	0.01%	0	0.00%
AMERICAN WESTRN ARMS	2	0.00%	1	0.00%	2	0.00%	1	0.00%
ALEXANDER ARMS	2	0.00%	0	0.00%	3	0.00%	1	0.00%
ADAMS ARMS, LLC	2	0.00%	2	0.00%	5	0.00%	4	0.00%
BEAR CREEK ARSENAL	2	0.00%	0	0.00%	8	0.01%	1	0.00%
BEEBE ARMS CO.	2	0.00%	0	0.00%	4	0.00%	0	0.00%
BRIGADE MANUFACTURING INC	2	0.00%	1	100.00%	2	0.00%	1	100.00%
BAHRAIN/BAHREIN MADE	2	0.00%	0	0.00%	3	0.00%	0	0.00%
BERENT STEEL CO.	2	0.00%	0	0.00%	2	0.00%	0	0.00%
BERGARA EUROPE	2	0.00%	0	0.00%	8	0.01%	0	0.00%
BLASER JAGDWAFFEN	2	0.00%	1	0.00%	2	0.00%	1	0.00%
BADROCK TACTICAL	2	0.00%	0	0.00%	9	0.01%	0	0.00%
BRIDGE GUN CO.	2	0.00%	1	0.00%	4	0.00%	1	0.00%
SOLOMON ISLANDS	2	0.00%	0	0.00%	2	0.00%	0	0.00%
BRUGGER & THOMET AG	2	0.00%	1	0.00%	4	0.00%	1	0.00%

Manufacturer	2023 Crime Guns	Percent of 2023 Crime Guns	2023 Crime Guns with TTC Data	Percent of 2023 Crime Guns < 1 Year TTC	2021-2023 Crime Guns	Percent of 2021-2023 Crime Guns	2021-2023 Crime Guns with TTC Data	Percent of 2021-2023 Crime Guns < 1 Year TTC
BATTLE ARMS DEVLPMT	2	0.00%	1	0.00%	5	0.00%	2	0.00%
CALIFORNIA ARMS	2	0.00%	0	0.00%	3	0.00%	0	0.00%
CANTABRIA	2	0.00%	0	0.00%	3	0.00%	0	0.00%
MADE IN COLOMBIA	2	0.00%	0	0.00%	4	0.00%	0	0.00%
CFS GUNS	2	0.00%	0	0.00%	6	0.00%	0	0.00%
C. H.	2	0.00%	0	0.00%	4	0.00%	0	0.00%
CHILDERS GUNS, LLC	2	0.00%	1	0.00%	8	0.01%	3	0.00%
CHONGQING JIANSHE IND GROUP CO	2	0.00%	0	0.00%	5	0.00%	0	0.00%
COLTON FIREARMS CO.	2	0.00%	1	0.00%	6	0.00%	1	0.00%
COPER FREARMS MFG.CO	2	0.00%	0	0.00%	3	0.00%	0	0.00%
CHIPMUNK MFG CO	2	0.00%	0	0.00%	2	0.00%	0	0.00%
CROWN CITY ARMS	2	0.00%	0	0.00%	3	0.00%	0	0.00%
DAVIS ARMS	2	0.00%	0	0.00%	9	0.01%	0	0.00%
DAKOTA	2	0.00%	0	0.00%	7	0.01%	1	0.00%
DIRTY BIRD INDUSTRIES LLC	2	0.00%	0	0.00%	2	0.00%	0	0.00%
DAVIDSON FIREARMS CO	2	0.00%	0	0.00%	4	0.00%	0	0.00%
DAVENPORT FIREARMS	2	0.00%	0	0.00%	4	0.00%	0	0.00%
ECHASA	2	0.00%	0	0.00%	14	0.01%	2	0.00%
ECLIPSE	2	0.00%	0	0.00%	4	0.00%	0	0.00%
HIJOS DE ECHEVARRIA	2	0.00%	0	0.00%	3	0.00%	0	0.00%
ERL SVENDSEN (ESFAC)	2	0.00%	2	0.00%	4	0.00%	3	0.00%
ESCODIN	2	0.00%	0	0.00%	4	0.00%	0	0.00%
ERNST THAELMANN	2	0.00%	0	0.00%	4	0.00%	1	0.00%
FALCON	2	0.00%	0	0.00%	3	0.00%	0	0.00%
FABRINOR ARMA CORTA	2	0.00%	0	0.00%	5	0.00%	0	0.00%
FRANKLIN, C.W.	2	0.00%	0	0.00%	3	0.00%	0	0.00%
FABRICA D ARMAS-IWA	2	0.00%	0	0.00%	6	0.00%	0	0.00%
FIDELIS ARMS	2	0.00%	0	0.00%	3	0.00%	0	0.00%
FEDARM (FEDERAL ARMAMENT) LLC	2	0.00%	1	0.00%	4	0.00%	1	0.00%
FIERCE FIREARMS	2	0.00%	0	0.00%	3	0.00%	0	0.00%
FIALA ARMS&EQUP.CO.	2	0.00%	0	0.00%	2	0.00%	0	0.00%
FIREARMS INTL INC	2	0.00%	0	0.00%	4	0.00%	0	0.00%
FIREARMS INTL CORP	2	0.00%	0	0.00%	11	0.01%	1	0.00%
FRANCOLIN INTRNL ARMS CO	2	0.00%	1	100.00%	11	0.01%	2	100.00%
FAUSTI, STEPHANO	2	0.00%	0	0.00%	2	0.00%	0	0.00%
FTL MARKETING	2	0.00%	2	0.00%	7	0.01%	6	16.67%
GARANTAZADO	2	0.00%	0	0.00%	2	0.00%	0	0.00%
GECADO	2	0.00%	0	0.00%	4	0.00%	0	0.00%

Manufacturer	2023 Crime Guns	Percent of 2023 Crime Guns	2023 Crime Guns with TTC Data	Percent of 2023 Crime Guns < 1 Year TTC	2021-2023 Crime Guns	Percent of 2021-2023 Crime Guns	2021-2023 Crime Guns with TTC Data	Percent of 2021-2023 Crime Guns < 1 Year TTC
GKC ARMORY	2	0.00%	0	0.00%	3	0.00%	0	0.00%
GILBERT/ELLICE ISLDS	2	0.00%	0	0.00%	6	0.00%	0	0.00%
GREAT LAKES FIREARMS AND AMMO	2	0.00%	0	0.00%	3	0.00%	0	0.00%
GROUP INDUSTRIES	2	0.00%	0	0.00%	4	0.00%	1	100.00%
GEWEHR WERKS	2	0.00%	0	0.00%	3	0.00%	0	0.00%
HARTMAN	2	0.00%	0	0.00%	3	0.00%	0	0.00%
HEMBURG	2	0.00%	0	0.00%	6	0.00%	0	0.00%
HERCULES	2	0.00%	0	0.00%	2	0.00%	0	0.00%
HRMTGE(ARM OR GUN CO	2	0.00%	0	0.00%	3	0.00%	1	0.00%
HY HUNTER	2	0.00%	0	0.00%	27	0.02%	10	0.00%
HISPANO ARGENTINA	2	0.00%	0	0.00%	3	0.00%	0	0.00%
H J S INDUSTRIES	2	0.00%	2	0.00%	2	0.00%	2	0.00%
HOGAN MFG, LLC	2	0.00%	0	0.00%	7	0.01%	0	0.00%
HUNT GROUP INT ARMS & SECURITY	2	0.00%	1	0.00%	3	0.00%	1	0.00%
INDIAN ARMS CORP.	2	0.00%	0	0.00%	7	0.01%	1	0.00%
INTERORD	2	0.00%	0	0.00%	3	0.00%	0	0.00%
ISHAPOR	2	0.00%	0	0.00%	9	0.01%	0	0.00%
JAGER/JAGER & CO.	2	0.00%	0	0.00%	5	0.00%	0	0.00%
JERICHO FIREARMS	2	0.00%	0	0.00%	3	0.00%	0	0.00%
JENKINS SPECIAL	2	0.00%	0	0.00%	13	0.01%	0	0.00%
J K MUSTANG, INC	2	0.00%	1	0.00%	3	0.00%	1	0.00%
JANA INTERNATNL CO.	2	0.00%	1	0.00%	2	0.00%	1	0.00%
WOLFPACK ARMORY JW MFG	2	0.00%	1	100.00%	4	0.00%	1	100.00%
KIRIKKALE (MKE)	2	0.00%	0	0.00%	5	0.00%	0	0.00%
KNICKERBOCKER	2	0.00%	0	0.00%	5	0.00%	0	0.00%
RWC GROUP LLC (KLASHNIKOV USA)	2	0.00%	0	0.00%	2	0.00%	0	0.00%
KODIAK MFG. CO.	2	0.00%	0	0.00%	6	0.00%	0	0.00%
KRAL AV SANAYI	2	0.00%	0	0.00%	8	0.01%	5	20.00%
LANBER ARMS	2	0.00%	0	0.00%	7	0.01%	0	0.00%
LAURONA	2	0.00%	1	100.00%	4	0.00%	1	100.00%
LIBERTY	2	0.00%	0	0.00%	7	0.01%	0	0.00%
LEBEL	2	0.00%	0	0.00%	2	0.00%	0	0.00%
LEFEVER	2	0.00%	0	0.00%	11	0.01%	0	0.00%
LAKEFIELD SALES	2	0.00%	0	0.00%	6	0.00%	0	0.00%
LUDWIG LOEWE	2	0.00%	0	0.00%	6	0.00%	0	0.00%
LOWELL ARMS CO.	2	0.00%	0	0.00%	2	0.00%	0	0.00%
LEE ARMORY, LLC	2	0.00%	2	50.00%	2	0.00%	2	50.00%

Manufacturer	2023 Crime Guns	Percent of 2023 Crime Guns	2023 Crime Guns with TTC Data	Percent of 2023 Crime Guns < 1 Year TTC	2021-2023 Crime Guns	Percent of 2021-2023 Crime Guns	2021-2023 Crime Guns with TTC Data	Percent of 2021-2023 Crime Guns < 1 Year TTC
LIBERTY ARMS WORKS	2	0.00%	0	0.00%	2	0.00%	0	0.00%
L A DISTRIBUTORS	2	0.00%	0	0.00%	2	0.00%	0	0.00%
LYMAN GUN CO.	2	0.00%	0	0.00%	7	0.01%	0	0.00%
MARKWELL ARMS CO	2	0.00%	0	0.00%	9	0.01%	0	0.00%
MASSACHUSETTS ARMS	2	0.00%	0	0.00%	5	0.00%	0	0.00%
MANTON, J., & CO.	2	0.00%	0	0.00%	2	0.00%	0	0.00%
MERIDIAN FIREARMS CO	2	0.00%	0	0.00%	6	0.00%	1	0.00%
MISS.VALLEY ARMS CO.	2	0.00%	0	0.00%	5	0.00%	0	0.00%
MONDIAL(BLANK PSTLS)	2	0.00%	0	0.00%	2	0.00%	0	0.00%
MORRISBURG	2	0.00%	0	0.00%	9	0.01%	1	0.00%
OMEGA (RIFLES)	2	0.00%	0	0.00%	3	0.00%	0	0.00%
ORDNANCE MFG. (OMC)	2	0.00%	1	0.00%	11	0.01%	4	0.00%
PLUM CRAZY FIREARMS	2	0.00%	1	100.00%	7	0.01%	1	100.00%
PRECISE IMPORTS CO	2	0.00%	0	0.00%	7	0.01%	0	0.00%
PHELPS MFG. CO.	2	0.00%	0	0.00%	3	0.00%	0	0.00%
POLYTECHNOLOGIES	2	0.00%	0	0.00%	15	0.01%	1	0.00%
RECK (RECKY)	2	0.00%	1	0.00%	22	0.02%	10	0.00%
RANGER ARMS, INC.	2	0.00%	0	0.00%	4	0.00%	0	0.00%
ROCKY MOUNTAIN ARMS	2	0.00%	0	0.00%	2	0.00%	0	0.00%
RANGER MACHINE & TL	2	0.00%	0	0.00%	2	0.00%	0	0.00%
RANDALL MFG CO	2	0.00%	0	0.00%	7	0.01%	2	0.00%
RHINO ARMS	2	0.00%	0	0.00%	4	0.00%	0	0.00%
SPORTING ARMS MFG	2	0.00%	0	0.00%	3	0.00%	0	0.00%
SCORPION	2	0.00%	0	0.00%	6	0.00%	0	0.00%
SENTINAL ARMS	2	0.00%	0	0.00%	8	0.01%	0	0.00%
SIMMONS	2	0.00%	0	0.00%	3	0.00%	0	0.00%
SPECIALTY ARMS	2	0.00%	0	0.00%	2	0.00%	0	0.00%
SMITH MFG COMPANY	2	0.00%	0	0.00%	4	0.00%	0	0.00%
SECOND AMENDMENT ARMORY	2	0.00%	1	100.00%	2	0.00%	1	100.00%
SHADOW OPS WEAPONRY	2	0.00%	0	0.00%	4	0.00%	0	0.00%
SPENCER GUN CO	2	0.00%	0	0.00%	2	0.00%	0	0.00%
SPREWERK GUNS, CYQ OR CVQ	2	0.00%	0	0.00%	3	0.00%	0	0.00%
SPHINX ENGINEERING	2	0.00%	1	0.00%	7	0.01%	2	50.00%
MADE IN SWEDEN	2	0.00%	0	0.00%	6	0.00%	0	0.00%
SURPLUS AMMO & ARMS	2	0.00%	0	0.00%	11	0.01%	0	0.00%
SURVIVAL ARMS	2	0.00%	0	0.00%	5	0.00%	0	0.00%
SPECIAL WEAPONS LLC	2	0.00%	0	0.00%	5	0.00%	0	0.00%
MADE IN SWITZERLAND	2	0.00%	0	0.00%	10	0.01%	3	0.00%
TAYLOR MFG	2	0.00%	2	50.00%	5	0.00%	5	40.00%

Manufacturer	2023 Crime Guns	Percent of 2023 Crime Guns	2023 Crime Guns with TTC Data	Percent of 2023 Crime Guns < 1 Year TTC	2021-2023 Crime Guns	Percent of 2021-2023 Crime Guns	2021-2023 Crime Guns with TTC Data	Percent of 2021-2023 Crime Guns < 1 Year TTC
TOMMY BUILT TACTICAL LLC	2	0.00%	0	0.00%	3	0.00%	0	0.00%
TACTICAL LIFE, LLC	2	0.00%	0	0.00%	2	0.00%	0	0.00%
TACTICAL INNOVATIONS	2	0.00%	0	0.00%	3	0.00%	0	0.00%
TENNESSEE ARMS CO	2	0.00%	0	0.00%	6	0.00%	0	0.00%
TORPILLE	2	0.00%	0	0.00%	2	0.00%	0	0.00%
THOMPSON MACHINE	2	0.00%	0	0.00%	9	0.01%	0	0.00%
TRIPP RESEARCH	2	0.00%	0	0.00%	5	0.00%	0	0.00%
TACTICAL SOLUTIONS	2	0.00%	2	0.00%	9	0.01%	7	0.00%
TAYLORS & CO, INC	2	0.00%	0	0.00%	6	0.00%	0	0.00%
CORSAIR	2	0.00%	0	0.00%	3	0.00%	0	0.00%
US REPEATING ARMS CO	2	0.00%	0	0.00%	6	0.00%	0	0.00%
UNITED SPORTING ARMS	2	0.00%	0	0.00%	2	0.00%	0	0.00%
UZI	2	0.00%	0	0.00%	18	0.01%	1	0.00%
VALMET/VALMET OY	2	0.00%	0	0.00%	5	0.00%	0	0.00%
VLQUARTSN CUSTOM LTD	2	0.00%	1	0.00%	3	0.00%	1	0.00%
VULCAN ARMS INC	2	0.00%	0	0.00%	5	0.00%	0	0.00%
VOLTRAN AV SILAHARI	2	0.00%	0	0.00%	8	0.01%	0	0.00%
VOERE	2	0.00%	0	0.00%	2	0.00%	0	0.00%
WESSN,STEVENS,&MILLR	2	0.00%	0	0.00%	6	0.00%	0	0.00%
RICHARDS, WESTLEY	2	0.00%	0	0.00%	4	0.00%	0	0.00%
WEDMER	2	0.00%	0	0.00%	4	0.00%	0	0.00%
WINCH	2	0.00%	0	0.00%	2	0.00%	0	0.00%
WILK ARMS CO,DIANE	2	0.00%	0	0.00%	5	0.00%	3	0.00%
WYOMING ARMS	2	0.00%	2	0.00%	6	0.00%	2	0.00%
ZABALA BROS/ZABALA H	2	0.00%	0	0.00%	6	0.00%	1	0.00%
ZANOLETTI,PIETRO	2	0.00%	1	0.00%	7	0.01%	3	66.67%
ZVI SBROJOVKA VSETIN	2	0.00%	0	0.00%	3	0.00%	0	0.00%
ASCEND ARMORY	1	0.00%	0	0.00%	2	0.00%	0	0.00%
ADAMS & DEANE	1	0.00%	0	0.00%	7	0.01%	0	0.00%
AMERICAN DEFENSE MFG	1	0.00%	0	0.00%	1	0.00%	0	0.00%
ADDAX TACTICAL	1	0.00%	1	0.00%	2	0.00%	1	0.00%
GFORCE ARMS	1	0.00%	1	0.00%	2	0.00%	2	50.00%
ARMELEGANT FIREARMS INDUSTRY	1	0.00%	0	0.00%	3	0.00%	0	0.00%
ARDEL ENG & MFG, INC	1	0.00%	0	0.00%	2	0.00%	0	0.00%
AMRCN FRNTR FIREARMS	1	0.00%	0	0.00%	2	0.00%	0	0.00%
AR57 LLC	1	0.00%	0	0.00%	1	0.00%	0	0.00%
AMTEC 2000	1	0.00%	0	0.00%	5	0.00%	0	0.00%
AMERCN IMP CO	1	0.00%	0	0.00%	2	0.00%	0	0.00%
ALKRTSNA FAB ARMAS	1	0.00%	0	0.00%	1	0.00%	0	0.00%

Manufacturer	2023 Crime Guns	Percent of 2023 Crime Guns	2023 Crime Guns with TTC Data	Percent of 2023 Crime Guns < 1 Year TTC	2021-2023 Crime Guns	Percent of 2021-2023 Crime Guns	2021-2023 Crime Guns with TTC Data	Percent of 2021-2023 Crime Guns < 1 Year TTC
ALLEN & WHEELOCK	1	0.00%	0	0.00%	1	0.00%	0	0.00%
AMERICA S.A.	1	0.00%	0	0.00%	3	0.00%	0	0.00%
AMERICAN CLUB	1	0.00%	0	0.00%	1	0.00%	0	0.00%
AMERICAN S & W	1	0.00%	0	0.00%	1	0.00%	0	0.00%
ANARCHY ARMORY	1	0.00%	1	0.00%	3	0.00%	1	0.00%
ARIZMENDI,NORBERTO	1	0.00%	0	0.00%	1	0.00%	0	0.00%
ANSON & DEELEY	1	0.00%	0	0.00%	1	0.00%	0	0.00%
ANTONIO GIL & CO	1	0.00%	0	0.00%	1	0.00%	0	0.00%
APACHE	1	0.00%	0	0.00%	1	0.00%	0	0.00%
ALEXANDRIA PRO FAB	1	0.00%	0	0.00%	3	0.00%	0	0.00%
ALPH-PROJ SPOL SRO	1	0.00%	0	0.00%	3	0.00%	0	0.00%
AMRCN SPRIT ARMS CRP	1	0.00%	0	0.00%	2	0.00%	0	0.00%
ARRIOLA	1	0.00%	0	0.00%	2	0.00%	0	0.00%
A.R.SALES CO.	1	0.00%	0	0.00%	2	0.00%	0	0.00%
AR15 COM	1	0.00%	0	0.00%	5	0.00%	0	0.00%
FRANCISCO ARIZMENDI	1	0.00%	0	0.00%	1	0.00%	0	0.00%
ADVANTAGE ARMS	1	0.00%	0	0.00%	1	0.00%	0	0.00%
A. J. AUBREY	1	0.00%	0	0.00%	2	0.00%	0	0.00%
AUTO PISTOLE ZKP	1	0.00%	0	0.00%	3	0.00%	0	0.00%
ADVNCED ARMAMENT,INC	1	0.00%	0	0.00%	1	0.00%	0	0.00%
ADVANCED TACTICS LLC	1	0.00%	0	0.00%	1	0.00%	0	0.00%
ANVIL ARMS LLC	1	0.00%	0	0.00%	2	0.00%	0	0.00%
AMERICAN WPNS CORP	1	0.00%	0	0.00%	2	0.00%	0	0.00%
AWI	1	0.00%	0	0.00%	2	0.00%	0	0.00%
A W C SYSTMS TCHNLGY	1	0.00%	0	0.00%	2	0.00%	0	0.00%
BA	1	0.00%	0	0.00%	2	0.00%	0	0.00%
BARKER,T.	1	0.00%	0	0.00%	4	0.00%	0	0.00%
BAKER GUN CO.	1	0.00%	0	0.00%	4	0.00%	0	0.00%
BERBEN CORP	1	0.00%	0	0.00%	1	0.00%	0	0.00%
BATTLE BORN TACTICS LLC	1	0.00%	0	0.00%	2	0.00%	0	0.00%
BCI DEFENSE	1	0.00%	0	0.00%	2	0.00%	0	0.00%
BREDA	1	0.00%	0	0.00%	4	0.00%	1	100.00%
BEAUMONT-VITALI	1	0.00%	0	0.00%	2	0.00%	0	0.00%
BERNEDO	1	0.00%	0	0.00%	1	0.00%	0	0.00%
BEARMAN INDUSTRIES	1	0.00%	0	0.00%	9	0.01%	0	0.00%
BLACK FORGE, LLC	1	0.00%	0	0.00%	2	0.00%	1	0.00%
BERGARA USA (BP FIREARMS CO)	1	0.00%	1	0.00%	5	0.00%	4	50.00%
BURGU METAL	1	0.00%	0	0.00%	1	0.00%	0	0.00%
B. H.	1	0.00%	0	0.00%	1	0.00%	0	0.00%

Manufacturer	2023 Crime Guns	Percent of 2023 Crime Guns	2023 Crime Guns with TTC Data	Percent of 2023 Crime Guns < 1 Year TTC	2021-2023 Crime Guns	Percent of 2021-2023 Crime Guns	2021-2023 Crime Guns with TTC Data	Percent of 2021-2023 Crime Guns < 1 Year TTC
BLLMRE-JOHNSEN TOL CO	1	0.00%	1	0.00%	2	0.00%	2	0.00%
BAUSKA ARMS	1	0.00%	0	0.00%	1	0.00%	0	0.00%
BLACKWATER USA	1	0.00%	1	0.00%	1	0.00%	1	0.00%
BOHICA	1	0.00%	0	0.00%	1	0.00%	0	0.00%
BOLTUN	1	0.00%	0	0.00%	1	0.00%	0	0.00%
BREVETTATE IND ARMI	1	0.00%	0	0.00%	3	0.00%	0	0.00%
BRIXIA(MILITARY MODL	1	0.00%	0	0.00%	3	0.00%	0	0.00%
BRESCIA ARMAS	1	0.00%	1	0.00%	7	0.01%	1	0.00%
BUL TRANSMARK LTD	1	0.00%	0	0.00%	3	0.00%	0	0.00%
MADE IN BULGARIA	1	0.00%	0	0.00%	7	0.01%	2	0.00%
BUFFALO ARMS CORP	1	0.00%	0	0.00%	1	0.00%	0	0.00%
BUCHEL	1	0.00%	0	0.00%	1	0.00%	0	0.00%
BULLDOG	1	0.00%	0	0.00%	4	0.00%	0	0.00%
BREVEZ-AW	1	0.00%	0	0.00%	1	0.00%	0	0.00%
B WEST IMPORTS INC	1	0.00%	0	0.00%	2	0.00%	0	0.00%
BRSLUZ ARITO ARTNA	1	0.00%	0	0.00%	2	0.00%	0	0.00%
CORONADO ARMS INC	1	0.00%	0	0.00%	1	0.00%	0	0.00%
COHARIE ARMS	1	0.00%	0	0.00%	1	0.00%	0	0.00%
CETME	1	0.00%	0	0.00%	2	0.00%	0	0.00%
CAESAR GUERINI	1	0.00%	1	100.00%	1	0.00%	1	100.00%
EJ CHURCHILL	1	0.00%	0	0.00%	4	0.00%	0	0.00%
CHINA JINGAN EQUIPMNT	1	0.00%	0	0.00%	5	0.00%	0	0.00%
CLABROUGH & SONS	1	0.00%	0	0.00%	1	0.00%	0	0.00%
CLIC-CLAC	1	0.00%	0	0.00%	3	0.00%	0	0.00%
CENTURY MFG INC	1	0.00%	0	0.00%	6	0.00%	0	0.00%
CLEMENT-NEUMANN	1	0.00%	0	0.00%	2	0.00%	0	0.00%
COP, INC	1	0.00%	0	0.00%	8	0.01%	3	0.00%
CENTURION TACTICAL	1	0.00%	1	0.00%	2	0.00%	1	0.00%
CONNECTICUT ARMS	1	0.00%	0	0.00%	3	0.00%	0	0.00%
COGSWELL & HARRISON	1	0.00%	0	0.00%	1	0.00%	0	0.00%
CARLO RIVA	1	0.00%	0	0.00%	1	0.00%	0	0.00%
CENTENNIAL ARMS	1	0.00%	0	0.00%	4	0.00%	0	0.00%
COTTER & CO.	1	0.00%	0	0.00%	3	0.00%	0	0.00%
CARLO CASSARTELLI	1	0.00%	0	0.00%	2	0.00%	0	0.00%
COMBAT ARMORY LLC	1	0.00%	0	0.00%	1	0.00%	0	0.00%
COMBINED TACT WPNS	1	0.00%	0	0.00%	1	0.00%	0	0.00%
CENTURY	1	0.00%	0	0.00%	4	0.00%	0	0.00%
CUSTOM DEFENSE LLC	1	0.00%	0	0.00%	1	0.00%	0	0.00%
MADE IN CAPE VERDE I	1	0.00%	0	0.00%	1	0.00%	0	0.00%
CHEYTAC LLC	1	0.00%	0	0.00%	2	0.00%	1	100.00%

Manufacturer	2023 Crime Guns	Percent of 2023 Crime Guns	2023 Crime Guns with TTC Data	Percent of 2023 Crime Guns < 1 Year TTC	2021-2023 Crime Guns	Percent of 2021-2023 Crime Guns	2021-2023 Crime Guns with TTC Data	Percent of 2021-2023 Crime Guns < 1 Year TTC
CZECH WEAPONS SRO	1	0.00%	0	0.00%	1	0.00%	0	0.00%
DAKIN	1	0.00%	0	0.00%	1	0.00%	0	0.00%
L. C. DAVIS	1	0.00%	0	0.00%	3	0.00%	0	0.00%
DAN COONAN IND OR DC	1	0.00%	0	0.00%	4	0.00%	1	0.00%
DEFENDER	1	0.00%	0	0.00%	1	0.00%	0	0.00%
DELPHIAN ARMS CO	1	0.00%	0	0.00%	2	0.00%	0	0.00%
DETECTIVE	1	0.00%	0	0.00%	2	0.00%	0	0.00%
DIARM, S A	1	0.00%	0	0.00%	1	0.00%	0	0.00%
DIXIE GUN WORKS	1	0.00%	0	0.00%	1	0.00%	0	0.00%
DAVIS, N. R. & SONS	1	0.00%	0	0.00%	1	0.00%	0	0.00%
MADE IN DOMINICAN RE	1	0.00%	0	0.00%	1	0.00%	0	0.00%
DARRA	1	0.00%	0	0.00%	3	0.00%	0	0.00%
DREADNOUGHT	1	0.00%	0	0.00%	1	0.00%	0	0.00%
DRULOV	1	0.00%	0	0.00%	2	0.00%	0	0.00%
DSCHULLNIGG	1	0.00%	0	0.00%	1	0.00%	0	0.00%
D-TECHNIK	1	0.00%	0	0.00%	2	0.00%	1	0.00%
DESERT TECH LLC	1	0.00%	0	0.00%	3	0.00%	0	0.00%
ED BROWN PRODUCTS INC	1	0.00%	1	0.00%	3	0.00%	3	33.33%
EFFEBI SNC, INC.	1	0.00%	0	0.00%	2	0.00%	0	0.00%
EGE SILAH	1	0.00%	0	0.00%	1	0.00%	0	0.00%
ELK RIVER TOOL & DIE	1	0.00%	0	0.00%	3	0.00%	0	0.00%
MADE IN EAST GERMANY	1	0.00%	0	0.00%	2	0.00%	0	0.00%
EMPIRE ARMS CO.	1	0.00%	0	0.00%	1	0.00%	0	0.00%
ENFIELD AMERICA	1	0.00%	0	0.00%	9	0.01%	1	0.00%
ESSENTIAL ARMS CO	1	0.00%	0	0.00%	4	0.00%	0	0.00%
EMERGING TECH INC	1	0.00%	0	0.00%	2	0.00%	0	0.00%
EVOLUTION SPORTS	1	0.00%	1	0.00%	6	0.00%	5	40.00%
EXCEL INDUSTRIES INC	1	0.00%	0	0.00%	5	0.00%	1	0.00%
MADE IN EGYPT	1	0.00%	0	0.00%	7	0.01%	0	0.00%
FABICO	1	0.00%	0	0.00%	2	0.00%	0	0.00%
MADE IN FINLAND	1	0.00%	0	0.00%	2	0.00%	0	0.00%
F&D DEFENSE, LLC	1	0.00%	0	0.00%	1	0.00%	0	0.00%
F DUSEK OPOTSCHNO	1	0.00%	0	0.00%	2	0.00%	0	0.00%
FEDERAL ORDNANCE	1	0.00%	0	0.00%	11	0.01%	1	0.00%
FLAIG'S	1	0.00%	0	0.00%	1	0.00%	0	0.00%
FRITZ WERKE	1	0.00%	0	0.00%	1	0.00%	0	0.00%
FLAWLESS FIREARMS, LLC	1	0.00%	0	0.00%	1	0.00%	0	0.00%
FM PRODUCTS INC (FOXTROT MIKE)	1	0.00%	0	0.00%	3	0.00%	0	0.00%
F-1 FIREARMS, LLC	1	0.00%	0	0.00%	4	0.00%	2	50.00%

Manufacturer	2023 Crime Guns	Percent of 2023 Crime Guns	2023 Crime Guns with TTC Data	Percent of 2023 Crime Guns < 1 Year TTC	2021-2023 Crime Guns	Percent of 2021-2023 Crime Guns	2021-2023 Crime Guns with TTC Data	Percent of 2021-2023 Crime Guns < 1 Year TTC
F PEDRETTI	1	0.00%	0	0.00%	2	0.00%	0	0.00%
FRONTIER	1	0.00%	0	0.00%	7	0.01%	0	0.00%
F.A.I.R.	1	0.00%	0	0.00%	1	0.00%	0	0.00%
FORSAKEN ARMS	1	0.00%	0	0.00%	2	0.00%	0	0.00%
FULTON ARMORY	1	0.00%	0	0.00%	4	0.00%	0	0.00%
FUSION FIREARMS	1	0.00%	0	0.00%	2	0.00%	0	0.00%
FRANZ KETTNER	1	0.00%	0	0.00%	1	0.00%	0	0.00%
GARRUCHA	1	0.00%	0	0.00%	1	0.00%	0	0.00%
GORDONEY	1	0.00%	0	0.00%	1	0.00%	0	0.00%
MADE IN GREECE	1	0.00%	0	0.00%	3	0.00%	0	0.00%
GEVARM, S. A.	1	0.00%	0	0.00%	1	0.00%	0	0.00%
GFORCE ARMS, INC	1	0.00%	0	0.00%	1	0.00%	0	0.00%
MADE IN GHANA	1	0.00%	0	0.00%	1	0.00%	0	0.00%
GHOST FIREARMS	1	0.00%	0	0.00%	3	0.00%	0	0.00%
GALIL ISRAEL	1	0.00%	0	0.00%	4	0.00%	0	0.00%
GRULLA ARAMAS	1	0.00%	0	0.00%	3	0.00%	0	0.00%
GEISSELE AUTOMATICS LLC	1	0.00%	0	0.00%	2	0.00%	0	0.00%
GALAXY ENTERPRISES	1	0.00%	0	0.00%	1	0.00%	0	0.00%
GO BALLISTIC FIREARMS,AQUA GRH	1	0.00%	0	0.00%	1	0.00%	0	0.00%
GRAS	1	0.00%	0	0.00%	1	0.00%	0	0.00%
GREGORELLI & UMBERTI	1	0.00%	0	0.00%	1	0.00%	0	0.00%
GUARDIAN	1	0.00%	0	0.00%	2	0.00%	0	0.00%
HAERENS TOJHUS	1	0.00%	0	0.00%	3	0.00%	0	0.00%
HAMILTON	1	0.00%	0	0.00%	1	0.00%	0	0.00%
HEGE/HEGE WAFFEN	1	0.00%	1	0.00%	3	0.00%	1	0.00%
HATFIELD GUN CO	1	0.00%	1	0.00%	5	0.00%	2	0.00%
HERCULES GAS MUNITIO	1	0.00%	0	0.00%	2	0.00%	0	0.00%
LUXUS ARMS LLC DBA HM DEFENSE	1	0.00%	1	0.00%	1	0.00%	1	0.00%
HOOD FIREARMS CO.	1	0.00%	0	0.00%	2	0.00%	0	0.00%
HOLLAND FIREARMS CO	1	0.00%	0	0.00%	1	0.00%	0	0.00%
H S PRECISION,INC	1	0.00%	0	0.00%	1	0.00%	0	0.00%
HY SCORE	1	0.00%	0	0.00%	2	0.00%	0	0.00%
IRWINDALE ARMS INC	1	0.00%	0	0.00%	3	0.00%	0	0.00%
INT ANTIQUE REP INC	1	0.00%	0	0.00%	2	0.00%	0	0.00%
INVESTARM FAB D'ARMI	1	0.00%	0	0.00%	3	0.00%	0	0.00%
I G A	1	0.00%	0	0.00%	4	0.00%	0	0.00%
INGLIS JOHN	1	0.00%	0	0.00%	1	0.00%	0	0.00%
IKON WEAPONS LLC	1	0.00%	0	0.00%	1	0.00%	0	0.00%
ISRAEL ARMS LTD	1	0.00%	0	0.00%	7	0.01%	0	0.00%

Manufacturer	2023 Crime Guns	Percent of 2023 Crime Guns	2023 Crime Guns with TTC Data	Percent of 2023 Crime Guns < 1 Year TTC	2021-2023 Crime Guns	Percent of 2021-2023 Crime Guns	2021-2023 Crime Guns with TTC Data	Percent of 2021-2023 Crime Guns < 1 Year TTC
ISRAEL ARMS INTRNTNL	1	0.00%	0	0.00%	3	0.00%	1	0.00%
JANNSEN/JNNSN SON&CO	1	0.00%	0	0.00%	1	0.00%	0	0.00%
JENNINGS FINE TUNING	1	0.00%	0	0.00%	9	0.01%	1	0.00%
JGA	1	0.00%	0	0.00%	1	0.00%	0	0.00%
JENKS, WILLIAM	1	0.00%	0	0.00%	1	0.00%	0	0.00%
JL BILLET LLC	1	0.00%	0	0.00%	1	0.00%	0	0.00%
JEFFS SHOOTERS SUPPL	1	0.00%	0	0.00%	1	0.00%	0	0.00%
JV PRECISION	1	0.00%	0	0.00%	1	0.00%	0	0.00%
KHALAN WEAPONRY	1	0.00%	0	0.00%	1	0.00%	0	0.00%
KAHOUT & SPOL	1	0.00%	0	0.00%	2	0.00%	0	0.00%
KIWIS CUSTOM GUNS (KCG)	1	0.00%	1	0.00%	1	0.00%	1	0.00%
KERRCO	1	0.00%	0	0.00%	4	0.00%	0	0.00%
KHAN	1	0.00%	1	0.00%	7	0.01%	2	0.00%
KIRICI SILAH (ARMS) (KRC AV)	1	0.00%	0	0.00%	9	0.01%	5	40.00%
KRICO(KRGSKORT&CO)	1	0.00%	0	0.00%	1	0.00%	0	0.00%
KLEIN GUENTHER	1	0.00%	0	0.00%	1	0.00%	0	0.00%
KNIGHT & HALE	1	0.00%	0	0.00%	2	0.00%	0	0.00%
KOMMER, THEODOR	1	0.00%	0	0.00%	2	0.00%	0	0.00%
KORTH	1	0.00%	1	0.00%	2	0.00%	1	0.00%
MADE IN KOREA	1	0.00%	0	0.00%	1	0.00%	0	0.00%
KARRIS GUNS	1	0.00%	0	0.00%	4	0.00%	0	0.00%
KAUFMANN TACTICAL	1	0.00%	0	0.00%	2	0.00%	0	0.00%
KINTREK, INC	1	0.00%	0	0.00%	1	0.00%	0	0.00%
LEAD STAR ARMS LLC	1	0.00%	0	0.00%	2	0.00%	0	0.00%
LEWES/LEWIS	1	0.00%	0	0.00%	1	0.00%	0	0.00%
LIBERTY GUNS AND AMMO	1	0.00%	0	0.00%	1	0.00%	0	0.00%
LASAGABASTER HRMANOS	1	0.00%	0	0.00%	1	0.00%	0	0.00%
LIONHEART INDUSTRIES LLC	1	0.00%	0	0.00%	3	0.00%	0	0.00%
LEINAD	1	0.00%	0	0.00%	3	0.00%	0	0.00%
NEW LONG RNGE.WINNER	1	0.00%	0	0.00%	1	0.00%	0	0.00%
LRB ARMS L ISLAND	1	0.00%	0	0.00%	8	0.01%	0	0.00%
LASSERRE S A	1	0.00%	0	0.00%	1	0.00%	0	0.00%
LARUE TACTICAL	1	0.00%	0	0.00%	4	0.00%	1	0.00%
LEGACY SPORTS INTL, INC	1	0.00%	0	0.00%	1	0.00%	0	0.00%
MARKSMAN PRODUCTS	1	0.00%	0	0.00%	1	0.00%	0	0.00%
MAXIM	1	0.00%	0	0.00%	1	0.00%	0	0.00%
MANCHESTER ARMS	1	0.00%	0	0.00%	1	0.00%	0	0.00%
MAADI GRIFFIN	1	0.00%	1	0.00%	3	0.00%	1	0.00%
MENDOZA	1	0.00%	0	0.00%	3	0.00%	1	0.00%

Manufacturer	2023 Crime Guns	Percent of 2023 Crime Guns	2023 Crime Guns with TTC Data	Percent of 2023 Crime Guns < 1 Year TTC	2021-2023 Crime Guns	Percent of 2021-2023 Crime Guns	2021-2023 Crime Guns with TTC Data	Percent of 2021-2023 Crime Guns < 1 Year TTC
MEREILLEUX	1	0.00%	0	0.00%	1	0.00%	0	0.00%
METEOR RIFLES	1	0.00%	0	0.00%	2	0.00%	0	0.00%
MERCURY	1	0.00%	0	0.00%	2	0.00%	1	0.00%
MADE IN MALAWI	1	0.00%	0	0.00%	1	0.00%	0	0.00%
M GROUP INTL	1	0.00%	0	0.00%	2	0.00%	0	0.00%
MIDLAND	1	0.00%	0	0.00%	2	0.00%	0	0.00%
MICHIGAN ARMAMENT	1	0.00%	1	0.00%	1	0.00%	1	0.00%
MIL. ARM. CORP.(MAC)	1	0.00%	0	0.00%	3	0.00%	0	0.00%
MK ARMS INC	1	0.00%	0	0.00%	2	0.00%	0	0.00%
MITCHELL MACH TOOL	1	0.00%	0	0.00%	1	0.00%	0	0.00%
MOORE,WILLIAM,& CO.	1	0.00%	0	0.00%	2	0.00%	0	0.00%
MONITOR	1	0.00%	0	0.00%	2	0.00%	0	0.00%
MOUNT STAR, INC	1	0.00%	0	0.00%	1	0.00%	0	0.00%
MT. VERNON ARMS CO.	1	0.00%	0	0.00%	1	0.00%	0	0.00%
MOORE ADVANCED DYNAMICS	1	0.00%	0	0.00%	1	0.00%	0	0.00%
MITRAILLEUSE FRAN DA	1	0.00%	0	0.00%	3	0.00%	0	0.00%
MERRILL, J.H., & CO.	1	0.00%	1	0.00%	1	0.00%	1	0.00%
MICROTECH SMALL ARMS	1	0.00%	0	0.00%	2	0.00%	0	0.00%
MS SAFARI ARMS	1	0.00%	0	0.00%	5	0.00%	1	0.00%
MOUNTAINEER	1	0.00%	0	0.00%	1	0.00%	0	0.00%
NEUMANN	1	0.00%	0	0.00%	2	0.00%	0	0.00%
NEWPORT	1	0.00%	0	0.00%	3	0.00%	0	0.00%
NORTH FULTON ARMS	1	0.00%	0	0.00%	1	0.00%	0	0.00%
NOMAD DEFENSE COMPANY, INC	1	0.00%	0	0.00%	2	0.00%	0	0.00%
NOBLE	1	0.00%	0	0.00%	4	0.00%	0	0.00%
NORTH & SAVAGE	1	0.00%	0	0.00%	1	0.00%	0	0.00%
NOT NAC MFG. CO.	1	0.00%	0	0.00%	3	0.00%	0	0.00%
NIKKO	1	0.00%	0	0.00%	3	0.00%	0	0.00%
NEW ENGLND WEST REM	1	0.00%	0	0.00%	5	0.00%	0	0.00%
NEXT LEVEL ARMAMENT-MFGING	1	0.00%	0	0.00%	1	0.00%	0	0.00%
OMEGA ARMS	1	0.00%	1	0.00%	3	0.00%	1	0.00%
O D I INC	1	0.00%	0	0.00%	2	0.00%	0	0.00%
OMEGA (HANDGUNS)	1	0.00%	0	0.00%	15	0.01%	4	0.00%
ORBEA/BROS.&HERMANOS	1	0.00%	0	0.00%	3	0.00%	0	0.00%
OREGON ARMS INC	1	0.00%	0	0.00%	3	0.00%	0	0.00%
MODELE D'ORDONNANCE	1	0.00%	0	0.00%	1	0.00%	0	0.00%
OTTOMANGUNS	1	0.00%	1	0.00%	2	0.00%	2	0.00%
O. W. A.	1	0.00%	0	0.00%	3	0.00%	1	0.00%

Manufacturer	2023 Crime Guns	Percent of 2023 Crime Guns	2023 Crime Guns with TTC Data	Percent of 2023 Crime Guns < 1 Year TTC	2021-2023 Crime Guns	Percent of 2021-2023 Crime Guns	2021-2023 Crime Guns with TTC Data	Percent of 2021-2023 Crime Guns < 1 Year TTC
PARAGA	1	0.00%	0	0.00%	2	0.00%	0	0.00%
PACHMAYR GUN WORKS	1	0.00%	0	0.00%	3	0.00%	0	0.00%
PEDERSOLI	1	0.00%	0	0.00%	6	0.00%	0	0.00%
PACIFIC INTRNTNL MFG	1	0.00%	0	0.00%	1	0.00%	0	0.00%
PJK, INC	1	0.00%	0	0.00%	1	0.00%	0	0.00%
PROTECTOR ARMS CO.	1	0.00%	0	0.00%	1	0.00%	0	0.00%
ST.PIERRE & MIQUELON	1	0.00%	0	0.00%	1	0.00%	0	0.00%
MADE IN PORTUGAL	1	0.00%	0	0.00%	3	0.00%	1	0.00%
PATRIOT DEFENSE ARMS	1	0.00%	0	0.00%	3	0.00%	0	0.00%
QUARTER CIRCLE 10	1	0.00%	1	0.00%	2	0.00%	1	0.00%
RAPID FIRE	1	0.00%	0	0.00%	2	0.00%	0	0.00%
RAYON	1	0.00%	0	0.00%	1	0.00%	0	0.00%
RUBI	1	0.00%	0	0.00%	1	0.00%	0	0.00%
RECOIL GUNWORKS, LLC	1	0.00%	0	0.00%	1	0.00%	0	0.00%
RIFLE GEAR	1	0.00%	0	0.00%	6	0.00%	1	0.00%
ROGGIO ARSENAL	1	0.00%	0	0.00%	3	0.00%	0	0.00%
RICHLAND ARMS CO.	1	0.00%	0	0.00%	4	0.00%	0	0.00%
RHEINISCHE RHEINMETL	1	0.00%	0	0.00%	5	0.00%	0	0.00%
ROLLIN WHITE ARMS	1	0.00%	0	0.00%	1	0.00%	0	0.00%
ROYAL GUN CO.	1	0.00%	0	0.00%	2	0.00%	0	0.00%
REMSPORT MFG	1	0.00%	0	0.00%	2	0.00%	0	0.00%
MADE IN MONTSERRAT	1	0.00%	0	0.00%	1	0.00%	0	0.00%
SLR RIFLEWORKS LLC FLORIDA	1	0.00%	0	0.00%	3	0.00%	0	0.00%
RIFLE SPECIALIST INC	1	0.00%	0	0.00%	1	0.00%	0	0.00%
ROTH-STEYR	1	0.00%	0	0.00%	1	0.00%	0	0.00%
RUBY ARMS CO.	1	0.00%	0	0.00%	5	0.00%	1	0.00%
RIVAL	1	0.00%	0	0.00%	1	0.00%	0	0.00%
RWS DIANA	1	0.00%	0	0.00%	1	0.00%	0	0.00%
REXIO S R L	1	0.00%	0	0.00%	7	0.01%	2	0.00%
MADE IN SIERRE LEONE	1	0.00%	0	0.00%	10	0.01%	0	0.00%
ST. LOUIS ARMS CO.	1	0.00%	0	0.00%	1	0.00%	0	0.00%
SAXHOJ PRODUCT	1	0.00%	0	0.00%	1	0.00%	0	0.00%
SECOND AMENDMENT ZONE INC	1	0.00%	1	100.00%	2	0.00%	1	100.00%
SERBU FIREARMS INC	1	0.00%	0	0.00%	1	0.00%	0	0.00%
SCHIEDER,KARL KASCHE	1	0.00%	0	0.00%	1	0.00%	0	0.00%
SCHULTZ/LARSEN	1	0.00%	0	0.00%	3	0.00%	1	100.00%
SACO DEFENSE	1	0.00%	0	0.00%	1	0.00%	0	0.00%
SIMSON	1	0.00%	1	0.00%	1	0.00%	1	0.00%

Manufacturer	2023 Crime Guns	Percent of 2023 Crime Guns	2023 Crime Guns with TTC Data	Percent of 2023 Crime Guns < 1 Year TTC	2021-2023 Crime Guns	Percent of 2021-2023 Crime Guns	2021-2023 Crime Guns with TTC Data	Percent of 2021-2023 Crime Guns < 1 Year TTC
17 DESIGN & MANUFACTURING	1	0.00%	0	0.00%	1	0.00%	0	0.00%
SMITH MFG GROUP	1	0.00%	0	0.00%	6	0.00%	0	0.00%
SCT MANUFACTURING LLC	1	0.00%	0	0.00%	1	0.00%	0	0.00%
SHARPS & SONS	1	0.00%	0	0.00%	5	0.00%	0	0.00%
SHADOW/SHADOW INDY	1	0.00%	0	0.00%	1	0.00%	0	0.00%
SHERIDAN PROD., INC.	1	0.00%	0	0.00%	4	0.00%	0	0.00%
SHAPLEIGH HDW. CO.	1	0.00%	0	0.00%	3	0.00%	0	0.00%
SIMONOV	1	0.00%	0	0.00%	2	0.00%	0	0.00%
SKB FIREARMS COMPANY	1	0.00%	0	0.00%	5	0.00%	0	0.00%
SPECIAL OPS TACTICAL	1	0.00%	0	0.00%	2	0.00%	0	0.00%
STEALTH ARMS, LLC	1	0.00%	0	0.00%	1	0.00%	0	0.00%
JOHN M.SMYTH MDS CO	1	0.00%	0	0.00%	1	0.00%	0	0.00%
SHINN-A-SIPJA	1	0.00%	0	0.00%	6	0.00%	0	0.00%
SAWTOOTH TACTICAL, LLC	1	0.00%	0	0.00%	1	0.00%	0	0.00%
SOG ARMORY INC	1	0.00%	0	0.00%	2	0.00%	0	0.00%
SPAIN	1	0.00%	1	100.00%	5	0.00%	2	100.00%
SPORT ARM OF FLORIDA	1	0.00%	0	0.00%	4	0.00%	0	0.00%
S. PAULO	1	0.00%	0	0.00%	2	0.00%	0	0.00%
SPENCER RIFLE CO	1	0.00%	0	0.00%	2	0.00%	0	0.00%
STORM	1	0.00%	0	0.00%	2	0.00%	0	0.00%
SUREFIRE LLC	1	0.00%	0	0.00%	6	0.00%	0	0.00%
S-BEAM PRECISION PRODUCTS	1	0.00%	0	0.00%	2	0.00%	0	0.00%
SCHMEISSER & SIMPSON	1	0.00%	0	0.00%	2	0.00%	0	0.00%
SSK INDUSTRIES	1	0.00%	0	0.00%	1	0.00%	0	0.00%
SONS OF LIBERTY GUN WORKS	1	0.00%	0	0.00%	3	0.00%	2	0.00%
STINGER MANUFACTURIN	1	0.00%	0	0.00%	3	0.00%	0	0.00%
SPEC WEAPONS SYSTEMS	1	0.00%	0	0.00%	3	0.00%	0	0.00%
SACTO BLACK RIFLE	1	0.00%	0	0.00%	3	0.00%	0	0.00%
TACTICAL ARMZ	1	0.00%	0	0.00%	2	0.00%	0	0.00%
TRAILBLAZER FIREARMS LLC	1	0.00%	0	0.00%	6	0.00%	0	0.00%
THERMO DYNAMIC SYS.	1	0.00%	0	0.00%	1	0.00%	0	0.00%
TEXAS SILENCER COMPANY INC	1	0.00%	0	0.00%	1	0.00%	0	0.00%
MADE IN TONGA	1	0.00%	0	0.00%	1	0.00%	0	0.00%
THAMES ARMS CO.	1	0.00%	0	0.00%	4	0.00%	0	0.00%
TRI-C-CORP	1	0.00%	0	0.00%	1	0.00%	0	0.00%
TINGLE	1	0.00%	0	0.00%	1	0.00%	0	0.00%

Manufacturer	2023 Crime Guns	Percent of 2023 Crime Guns	2023 Crime Guns with TTC Data	Percent of 2023 Crime Guns < 1 Year TTC	2021-2023 Crime Guns	Percent of 2021-2023 Crime Guns	2021-2023 Crime Guns with TTC Data	Percent of 2021-2023 Crime Guns < 1 Year TTC
TKS ENGINEERING	1	0.00%	0	0.00%	1	0.00%	0	0.00%
TACTICAL MACHINING	1	0.00%	0	0.00%	6	0.00%	1	0.00%
GOLDEN WEST(TALON)	1	0.00%	0	0.00%	3	0.00%	0	0.00%
TALON ARMS	1	0.00%	0	0.00%	2	0.00%	0	0.00%
TAIYO-JUKI	1	0.00%	0	0.00%	3	0.00%	0	0.00%
SAO TOME & PRINCIPE	1	0.00%	0	0.00%	1	0.00%	0	0.00%
TAPCO WEST JORDAN	1	0.00%	0	0.00%	9	0.01%	0	0.00%
TS	1	0.00%	0	0.00%	5	0.00%	0	0.00%
TOP SNAP CHAMPION	1	0.00%	0	0.00%	1	0.00%	0	0.00%
TRIDENTIS TACTICAL	1	0.00%	0	0.00%	1	0.00%	0	0.00%
MADE IN TAIWAN	1	0.00%	0	0.00%	7	0.01%	0	0.00%
2A ARMAMENT, LLC	1	0.00%	0	0.00%	3	0.00%	0	0.00%
'TOWER' BROWN BESS	1	0.00%	0	0.00%	3	0.00%	0	0.00%
TROY INDUSTRIES	1	0.00%	0	0.00%	4	0.00%	2	0.00%
U.A.E.(UN.ARM.EIBAR)	1	0.00%	0	0.00%	2	0.00%	0	0.00%
UCYILDIZ ARMS INDS	1	0.00%	0	0.00%	2	0.00%	0	0.00%
IGNACIO UGARTECHEA	1	0.00%	0	0.00%	1	0.00%	0	0.00%
UKRAINE	1	0.00%	0	0.00%	2	0.00%	0	0.00%
ULTRA HI	1	0.00%	0	0.00%	4	0.00%	0	0.00%
UMLAUT INDUSTRIES	1	0.00%	0	0.00%	1	0.00%	0	0.00%
URKO	1	0.00%	0	0.00%	5	0.00%	0	0.00%
UTICA	1	0.00%	0	0.00%	1	0.00%	0	0.00%
UZUMLU ARMS	1	0.00%	0	0.00%	1	0.00%	0	0.00%
VALLEY ARMORY, LLC	1	0.00%	1	100.00%	1	0.00%	1	100.00%
VELOCITY, LLC	1	0.00%	0	0.00%	1	0.00%	0	0.00%
VERNEY CARRON USA	1	0.00%	0	0.00%	1	0.00%	0	0.00%
VICTOR MOD H+R,HS	1	0.00%	0	0.00%	5	0.00%	0	0.00%
VIPER	1	0.00%	0	0.00%	6	0.00%	0	0.00%
VALKYRIE ARMS LTD	1	0.00%	0	0.00%	1	0.00%	0	0.00%
VELLA INDUSTRIES-ENTERPRISE	1	0.00%	0	0.00%	2	0.00%	0	0.00%
NORTH VIETNAM	1	0.00%	0	0.00%	1	0.00%	0	0.00%
L. J. WARNANT	1	0.00%	0	0.00%	4	0.00%	0	0.00%
WYTWORNIA BRONI JACEK POPINSKI	1	0.00%	0	0.00%	2	0.00%	0	0.00%
WESSON, FRANK	1	0.00%	0	0.00%	1	0.00%	0	0.00%
WESTERN MARSHAL	1	0.00%	0	0.00%	5	0.00%	0	0.00%
WEAVER ARMS	1	0.00%	0	0.00%	3	0.00%	0	0.00%
WHITNEYVILLE ARMORY	1	0.00%	0	0.00%	3	0.00%	0	0.00%
WHITNEY FIREARMS CO.	1	0.00%	0	0.00%	1	0.00%	0	0.00%
WISCHO(K.G.WILSKR&CO	1	0.00%	0	0.00%	4	0.00%	0	0.00%

Manufacturer	2023 Crime Guns	Percent of 2023 Crime Guns	2023 Crime Guns with TTC Data	Percent of 2023 Crime Guns < 1 Year TTC	2021-2023 Crime Guns	Percent of 2021-2023 Crime Guns	2021-2023 Crime Guns with TTC Data	Percent of 2021-2023 Crime Guns < 1 Year TTC
WILKINSON & SONS	1	0.00%	0	0.00%	3	0.00%	0	0.00%
WILLIAMS ARMS CO	1	0.00%	0	0.00%	2	0.00%	0	0.00%
WARRIOR ONE	1	0.00%	0	0.00%	1	0.00%	0	0.00%
WORTHINGTON ARMS CO.	1	0.00%	0	0.00%	1	0.00%	0	0.00%
WAR DOG INDUSTRIES, LLC	1	0.00%	0	0.00%	1	0.00%	0	0.00%
WAFF - STENDA WERKE	1	0.00%	0	0.00%	3	0.00%	0	0.00%
WHITWORTH RIFLE CO.	1	0.00%	0	0.00%	2	0.00%	0	0.00%
WIENER WAFFENFABRIK	1	0.00%	0	0.00%	3	0.00%	0	0.00%
YILDIZ SANAYI	1	0.00%	0	0.00%	7	0.01%	0	0.00%
YORK CUTLERY	1	0.00%	0	0.00%	1	0.00%	0	0.00%
ZAK ARMORY	1	0.00%	0	0.00%	2	0.00%	0	0.00%
G ZABALAY	1	0.00%	0	0.00%	1	0.00%	0	0.00%
ZIJIANG MACHINERY COMPANY	1	0.00%	0	0.00%	7	0.01%	0	0.00%
MADE IN ALBANIA	0	0.00%	0	0.00%	2	0.00%	0	0.00%
AGENCY ARMS, LLC	0	0.00%	0	0.00%	1	0.00%	0	0.00%
ARMI ATIS S.R.L.	0	0.00%	0	0.00%	4	0.00%	0	0.00%
ACCU-MATCH INTERNATL	0	0.00%	0	0.00%	1	0.00%	0	0.00%
MADE IN ANDORRA	0	0.00%	0	0.00%	4	0.00%	0	0.00%
PEDRO AROSA AGUIRRE	0	0.00%	0	0.00%	2	0.00%	0	0.00%
ALDENS(CHIEFTAN)	0	0.00%	0	0.00%	1	0.00%	0	0.00%
AMER. FIREARM MFG CO	0	0.00%	0	0.00%	3	0.00%	0	0.00%
ARMI F LLI POLI	0	0.00%	0	0.00%	1	0.00%	0	0.00%
ARMORY GUN CO.	0	0.00%	0	0.00%	1	0.00%	0	0.00%
ANGSTADT ARMS, LLC	0	0.00%	0	0.00%	1	0.00%	0	0.00%
ALPHA ARMS, INC	0	0.00%	0	0.00%	1	0.00%	1	0.00%
HENRY AIKEN	0	0.00%	0	0.00%	1	0.00%	0	0.00%
ACCURACY INT LTD	0	0.00%	0	0.00%	3	0.00%	0	0.00%
APPLIED KINETICS LLC	0	0.00%	0	0.00%	1	0.00%	0	0.00%
ALDAZABAL	0	0.00%	0	0.00%	2	0.00%	0	0.00%
ALLEN, ETHAN, &CO	0	0.00%	0	0.00%	1	0.00%	0	0.00%
ADOLF FRANK CO	0	0.00%	0	0.00%	3	0.00%	0	0.00%
ALLIES	0	0.00%	0	0.00%	1	0.00%	0	0.00%
ALPINE INDUSTRIES	0	0.00%	0	0.00%	1	0.00%	0	0.00%
AMMO BROS	0	0.00%	0	0.00%	1	0.00%	0	0.00%
AMERICAN CRAFTSMEN	0	0.00%	0	0.00%	1	0.00%	0	0.00%
AMERICN STND TOOL CO	0	0.00%	0	0.00%	1	0.00%	0	0.00%
ARMSPORT	0	0.00%	0	0.00%	3	0.00%	0	0.00%
THE ARMORY GUNS AND AMMO, LLC	0	0.00%	0	0.00%	1	0.00%	1	100.00%
ANKARA	0	0.00%	0	0.00%	2	0.00%	0	0.00%

Manufacturer	2023 Crime Guns	Percent of 2023 Crime Guns	2023 Crime Guns with TTC Data	Percent of 2023 Crime Guns < 1 Year TTC	2021-2023 Crime Guns	Percent of 2021-2023 Crime Guns	2021-2023 Crime Guns with TTC Data	Percent of 2021-2023 Crime Guns < 1 Year TTC
ZOLI, ANGELO,& FIGLI	0	0.00%	0	0.00%	1	0.00%	0	0.00%
AO PRECISION MFG	0	0.00%	0	0.00%	2	0.00%	0	0.00%
APOLLO	0	0.00%	0	0.00%	1	0.00%	0	0.00%
GASPAR ARIZAGA	0	0.00%	0	0.00%	1	0.00%	1	0.00%
ARLINGTON ORDNANCE	0	0.00%	0	0.00%	17	0.01%	0	0.00%
ARROW ARMS	0	0.00%	0	0.00%	5	0.00%	0	0.00%
ARCHON FIREARMS INC	0	0.00%	0	0.00%	1	0.00%	0	0.00%
AUSTRALIA	0	0.00%	0	0.00%	1	0.00%	0	0.00%
ADVNC D SMLL ARMS IND	0	0.00%	0	0.00%	2	0.00%	0	0.00%
ARMI SPORT	0	0.00%	0	0.00%	2	0.00%	0	0.00%
ASI GUNS	0	0.00%	0	0.00%	1	0.00%	0	0.00%
AUSTEN	0	0.00%	0	0.00%	1	0.00%	0	0.00%
ARMI S. PAOLO	0	0.00%	0	0.00%	2	0.00%	0	0.00%
ASTAR	0	0.00%	0	0.00%	3	0.00%	0	0.00%
ARDESSA	0	0.00%	0	0.00%	3	0.00%	0	0.00%
ARTISTIC ARMS	0	0.00%	0	0.00%	4	0.00%	0	0.00%
ATC	0	0.00%	0	0.00%	1	0.00%	0	0.00%
ATLAS	0	0.00%	0	0.00%	2	0.00%	1	100.00%
AUSTRALIAN ARMS	0	0.00%	0	0.00%	1	0.00%	0	0.00%
ARMI TECNICHE DE RIZ	0	0.00%	0	0.00%	1	0.00%	0	0.00%
AURORA	0	0.00%	0	0.00%	1	0.00%	0	0.00%
AUTO MAG JURRAS	0	0.00%	0	0.00%	3	0.00%	0	0.00%
AUTOGRADE	0	0.00%	0	0.00%	2	0.00%	0	0.00%
AVION/AVION PISTOLET	0	0.00%	0	0.00%	1	0.00%	0	0.00%
ST.KITTS-NVIS-ANGLLA	0	0.00%	0	0.00%	1	0.00%	0	0.00%
MATADOR	0	0.00%	0	0.00%	3	0.00%	0	0.00%
ARIZMENDI Y ZULAICA	0	0.00%	0	0.00%	1	0.00%	0	0.00%
ARES ARMS, LLC	0	0.00%	0	0.00%	1	0.00%	0	0.00%
BALLARD ARMS	0	0.00%	0	0.00%	1	0.00%	0	0.00%
BATAVIA/BATAVIA LDR	0	0.00%	0	0.00%	3	0.00%	0	0.00%
BIG BEAR ARMS	0	0.00%	0	0.00%	2	0.00%	0	0.00%
BLACK COLLAR ARMS LLC	0	0.00%	0	0.00%	1	0.00%	0	0.00%
BECKER & HOLLANDER	0	0.00%	0	0.00%	1	0.00%	0	0.00%
BEISTEGUI	0	0.00%	0	0.00%	1	0.00%	0	0.00%
BERNARDON-MARTIN	0	0.00%	0	0.00%	1	0.00%	0	0.00%
B F ARMS MFG	0	0.00%	0	0.00%	2	0.00%	0	0.00%
BAFORD ARMS	0	0.00%	0	0.00%	2	0.00%	0	0.00%
BG DEFENSE CO LLC	0	0.00%	0	0.00%	1	0.00%	0	0.00%
BELKNAP HARDWARE	0	0.00%	0	0.00%	1	0.00%	0	0.00%

Manufacturer	2023 Crime Guns	Percent of 2023 Crime Guns	2023 Crime Guns with TTC Data	Percent of 2023 Crime Guns < 1 Year TTC	2021-2023 Crime Guns	Percent of 2021-2023 Crime Guns	2021-2023 Crime Guns with TTC Data	Percent of 2021-2023 Crime Guns < 1 Year TTC
BISHOP AMMUNITION MFG	0	0.00%	0	0.00%	1	0.00%	0	0.00%
BLUNT & SYMS	0	0.00%	0	0.00%	1	0.00%	0	0.00%
BAT MACHINE CO INC	0	0.00%	0	0.00%	2	0.00%	0	0.00%
BURNSIDES	0	0.00%	0	0.00%	1	0.00%	0	0.00%
BENETTI, ANDREA	0	0.00%	0	0.00%	1	0.00%	0	0.00%
MARTIN A. BASCARAN	0	0.00%	0	0.00%	3	0.00%	0	0.00%
BROWN PRECISION INC	0	0.00%	0	0.00%	1	0.00%	0	0.00%
BOJHO	0	0.00%	0	0.00%	1	0.00%	0	0.00%
BRP CORP	0	0.00%	0	0.00%	1	0.00%	0	0.00%
BLLRD RFL CRTRDG,LLC	0	0.00%	0	0.00%	1	0.00%	0	0.00%
BROOKLYN ARMS CO	0	0.00%	0	0.00%	1	0.00%	0	0.00%
BAUER, KARL	0	0.00%	0	0.00%	1	0.00%	0	0.00%
E A BROWN MFG	0	0.00%	0	0.00%	2	0.00%	0	0.00%
BAR-STO PRECISION	0	0.00%	0	0.00%	1	0.00%	1	0.00%
BUDDIE ARMS CO.	0	0.00%	0	0.00%	2	0.00%	1	0.00%
BUSCHER STROTMODELL	0	0.00%	0	0.00%	1	0.00%	0	0.00%
BUTTERFIELD,JESSE S.	0	0.00%	0	0.00%	2	0.00%	0	0.00%
BOWERS INDUSTRIES	0	0.00%	0	0.00%	1	0.00%	0	0.00%
CAMPO GIRO	0	0.00%	0	0.00%	1	0.00%	0	0.00%
CAROLINA ARMS CO.	0	0.00%	0	0.00%	1	0.00%	0	0.00%
COBRA TACTICAL INC	0	0.00%	0	0.00%	3	0.00%	0	0.00%
COBALT KINETICS	0	0.00%	0	0.00%	1	0.00%	0	0.00%
CRABIL MANUFACTURING, INC	0	0.00%	0	0.00%	1	0.00%	0	0.00%
CORMAC ENTERPRISES, LLC	0	0.00%	0	0.00%	1	0.00%	0	0.00%
CCF RACE FRAMES LLC	0	0.00%	0	0.00%	1	0.00%	1	0.00%
MADE IN CANADA	0	0.00%	0	0.00%	3	0.00%	0	0.00%
C3 DEFENSE, INC	0	0.00%	0	0.00%	2	0.00%	0	0.00%
CENTAURE	0	0.00%	0	0.00%	1	0.00%	0	0.00%
CESAR	0	0.00%	0	0.00%	2	0.00%	0	0.00%
CIVILIAN FORCE ARMS	0	0.00%	0	0.00%	1	0.00%	0	0.00%
CEPHYR	0	0.00%	0	0.00%	2	0.00%	0	0.00%
CHICAGO FIREARMS INC	0	0.00%	0	0.00%	1	0.00%	0	0.00%
CHEROKEE ARMS CO.	0	0.00%	0	0.00%	2	0.00%	0	0.00%
CHICAGO ARMS CO.	0	0.00%	0	0.00%	1	0.00%	0	0.00%
CHICAGO DERRINGER CO	0	0.00%	0	0.00%	2	0.00%	0	0.00%
CIFSAN	0	0.00%	0	0.00%	1	0.00%	0	0.00%
CNTRL KENTUCKY ARMS	0	0.00%	0	0.00%	1	0.00%	0	0.00%
CLEMENT	0	0.00%	0	0.00%	1	0.00%	0	0.00%
CLASSIC ARMS	0	0.00%	0	0.00%	2	0.00%	0	0.00%

Manufacturer	2023 Crime Guns	Percent of 2023 Crime Guns	2023 Crime Guns with TTC Data	Percent of 2023 Crime Guns < 1 Year TTC	2021-2023 Crime Guns	Percent of 2021-2023 Crime Guns	2021-2023 Crime Guns with TTC Data	Percent of 2021-2023 Crime Guns < 1 Year TTC
CHALLENGER MFG. CO.	0	0.00%	0	0.00%	2	0.00%	0	0.00%
COMANCHE	0	0.00%	0	0.00%	1	0.00%	0	0.00%
COONAN, INC	0	0.00%	0	0.00%	2	0.00%	0	0.00%
CONTINENTAL ARMS CO	0	0.00%	0	0.00%	2	0.00%	0	0.00%
COOEY	0	0.00%	0	0.00%	1	0.00%	0	0.00%
COW BOY RANGER	0	0.00%	0	0.00%	1	0.00%	0	0.00%
CHAPARRAL ARMS	0	0.00%	0	0.00%	1	0.00%	0	0.00%
CARACAL INTERNATIONAL, LLC	0	0.00%	0	0.00%	1	0.00%	0	0.00%
CODE RED FIREARMS	0	0.00%	0	0.00%	1	0.00%	0	0.00%
CRESTWOOD ARMS	0	0.00%	0	0.00%	1	0.00%	0	0.00%
CRUCERO	0	0.00%	0	0.00%	2	0.00%	0	0.00%
CRUSADER ARMS CO	0	0.00%	0	0.00%	2	0.00%	0	0.00%
CASULL ARMS CORP	0	0.00%	0	0.00%	2	0.00%	0	0.00%
CROSSFIRE	0	0.00%	0	0.00%	1	0.00%	0	0.00%
CROSS MACHINE TOOL CO	0	0.00%	0	0.00%	2	0.00%	0	0.00%
CREATIVE ARMS, LLC	0	0.00%	0	0.00%	1	0.00%	0	0.00%
CENTURION ARMS LLC	0	0.00%	0	0.00%	1	0.00%	0	0.00%
CYLINDER & SLIDE INC	0	0.00%	0	0.00%	1	0.00%	0	0.00%
DARLING	0	0.00%	0	0.00%	1	0.00%	0	0.00%
DACIN, ROGER	0	0.00%	0	0.00%	1	0.00%	0	0.00%
DORNAUS AND DIXON	0	0.00%	0	0.00%	1	0.00%	0	0.00%
DESTRUCTIVE DEVICES INDUSTRIES	0	0.00%	0	0.00%	4	0.00%	1	0.00%
DELU, FABRCA DARMES	0	0.00%	0	0.00%	2	0.00%	0	0.00%
DEUTSCHE TREFF	0	0.00%	0	0.00%	2	0.00%	0	0.00%
DARK STORM INDUSTRIES LLC	0	0.00%	0	0.00%	1	0.00%	1	0.00%
DREUX	0	0.00%	0	0.00%	1	0.00%	0	0.00%
DOUBLETAP DEFENSE LLC	0	0.00%	0	0.00%	2	0.00%	0	0.00%
DUTCH HEMBRUG	0	0.00%	0	0.00%	1	0.00%	0	0.00%
DIAWA	0	0.00%	0	0.00%	1	0.00%	1	0.00%
EAGLE ARMS	0	0.00%	0	0.00%	7	0.01%	0	0.00%
ECHAVE Y ARIZMENDI	0	0.00%	0	0.00%	2	0.00%	0	0.00%
EKSEN SILAH SAN TIC	0	0.00%	0	0.00%	2	0.00%	2	0.00%
ELEY/ELEY KYNOCH	0	0.00%	0	0.00%	1	0.00%	0	0.00%
EL FAISAN	0	0.00%	0	0.00%	2	0.00%	0	0.00%
E & R MACHINE,INC.	0	0.00%	0	0.00%	1	0.00%	0	0.00%
EMDEKO INTERNATIONAL	0	0.00%	0	0.00%	1	0.00%	0	0.00%
EMPIRE STATE ARMS CO	0	0.00%	0	0.00%	4	0.00%	0	0.00%
ERQUIGA,MGRUZA,Y CIA	0	0.00%	0	0.00%	2	0.00%	0	0.00%

Manufacturer	2023 Crime Guns	Percent of 2023 Crime Guns	2023 Crime Guns with TTC Data	Percent of 2023 Crime Guns < 1 Year TTC	2021-2023 Crime Guns	Percent of 2021-2023 Crime Guns	2021-2023 Crime Guns with TTC Data	Percent of 2021-2023 Crime Guns < 1 Year TTC
E3 ARMS, LLC	0	0.00%	0	0.00%	2	0.00%	0	0.00%
ESPERANZA	0	0.00%	0	0.00%	2	0.00%	0	0.00%
EASTERN	0	0.00%	0	0.00%	1	0.00%	0	0.00%
EWBANK MFG	0	0.00%	0	0.00%	2	0.00%	0	0.00%
EXCELSIOR	0	0.00%	0	0.00%	1	0.00%	0	0.00%
EXEL ARMS OF AMERICA	0	0.00%	0	0.00%	3	0.00%	1	0.00%
EXPERT RIFLE	0	0.00%	0	0.00%	2	0.00%	0	0.00%
EXPRESS	0	0.00%	0	0.00%	2	0.00%	0	0.00%
FACTORY MILITARY	0	0.00%	0	0.00%	1	0.00%	0	0.00%
FOUNDING FATHERS ARMORY	0	0.00%	0	0.00%	1	0.00%	0	0.00%
FEDERAL FIREARMS CO	0	0.00%	0	0.00%	2	0.00%	0	0.00%
FAXON FIREARMS LLC	0	0.00%	0	0.00%	1	0.00%	0	0.00%
FORENADE FABRIK VRKN	0	0.00%	0	0.00%	2	0.00%	0	0.00%
FIREARMS INTL CORP DC	0	0.00%	0	0.00%	5	0.00%	0	0.00%
FIELD & FIRESIDE	0	0.00%	0	0.00%	1	0.00%	0	0.00%
FLEMING FIREARMS	0	0.00%	0	0.00%	1	0.00%	0	0.00%
FLORIDA	0	0.00%	0	0.00%	1	0.00%	1	100.00%
FLORIDA FIREARMS	0	0.00%	0	0.00%	1	0.00%	0	0.00%
FAB MILITAR DE BRACO	0	0.00%	0	0.00%	1	0.00%	0	0.00%
H&D FOLSOM ARMS CO	0	0.00%	0	0.00%	1	0.00%	0	0.00%
FOSTER INDUSTRIES	0	0.00%	0	0.00%	1	0.00%	0	0.00%
FRONTIER BULLDOG	0	0.00%	0	0.00%	1	0.00%	0	0.00%
FAISSI ASENSA ARMS	0	0.00%	0	0.00%	1	0.00%	0	0.00%
FRATELLI BERTUZZI	0	0.00%	0	0.00%	1	0.00%	0	0.00%
FRATELLI PIOTTI	0	0.00%	0	0.00%	2	0.00%	0	0.00%
AUGUST FRANCOTTE	0	0.00%	0	0.00%	1	0.00%	0	0.00%
ANDREW FYRBERG & CO	0	0.00%	0	0.00%	1	0.00%	0	0.00%
G. A. C.	0	0.00%	0	0.00%	9	0.01%	0	0.00%
GARATE ANITUA	0	0.00%	0	0.00%	4	0.00%	0	0.00%
GERCAR	0	0.00%	0	0.00%	1	0.00%	0	0.00%
GEORGIA	0	0.00%	0	0.00%	1	0.00%	0	0.00%
GALENA INDUSTRIES	0	0.00%	0	0.00%	1	0.00%	0	0.00%
GRENADIER ENG, INC	0	0.00%	0	0.00%	1	0.00%	0	0.00%
GEMTECH	0	0.00%	0	0.00%	1	0.00%	0	0.00%
GARFIELD	0	0.00%	0	0.00%	1	0.00%	0	0.00%
GRIFFIN ARMAMENT	0	0.00%	0	0.00%	2	0.00%	0	0.00%
GIUESEPPE GITTI	0	0.00%	0	0.00%	1	0.00%	0	0.00%
GREY GHOST PRECISION, LLC	0	0.00%	0	0.00%	3	0.00%	0	0.00%
GIACOSA	0	0.00%	0	0.00%	1	0.00%	0	0.00%

Manufacturer	2023 Crime Guns	Percent of 2023 Crime Guns	2023 Crime Guns with TTC Data	Percent of 2023 Crime Guns < 1 Year TTC	2021-2023 Crime Guns	Percent of 2021-2023 Crime Guns	2021-2023 Crime Guns with TTC Data	Percent of 2021-2023 Crime Guns < 1 Year TTC
GILBERT EQU CO	0	0.00%	0	0.00%	1	0.00%	0	0.00%
GALEF JL & SON	0	0.00%	0	0.00%	2	0.00%	0	0.00%
GLADIATOR	0	0.00%	0	0.00%	7	0.01%	0	0.00%
GLOBAL ARMS	0	0.00%	0	0.00%	5	0.00%	1	0.00%
GM	0	0.00%	0	0.00%	2	0.00%	0	0.00%
GUARDIAN MFG GO	0	0.00%	0	0.00%	3	0.00%	0	0.00%
GAMO	0	0.00%	0	0.00%	6	0.00%	0	0.00%
GUNS AMMO AND ACCESSORIES INC	0	0.00%	0	0.00%	1	0.00%	0	0.00%
FABRICA ARMI GRADOGA	0	0.00%	0	0.00%	2	0.00%	0	0.00%
GRIEDER, H. F.	0	0.00%	0	0.00%	1	0.00%	0	0.00%
GREENFIELD	0	0.00%	0	0.00%	2	0.00%	0	0.00%
GENE SIMILLION CUST	0	0.00%	0	0.00%	1	0.00%	0	0.00%
GALLYON & SONS,LTD	0	0.00%	0	0.00%	1	0.00%	0	0.00%
GUNWERKS LLC	0	0.00%	0	0.00%	2	0.00%	0	0.00%
GARAYSAR, INC	0	0.00%	0	0.00%	2	0.00%	0	0.00%
HAENEL-SCHMEISSER	0	0.00%	0	0.00%	1	0.00%	0	0.00%
HARTFORD ARMS CO.	0	0.00%	0	0.00%	6	0.00%	1	0.00%
HAUT RHIN	0	0.00%	0	0.00%	1	0.00%	0	0.00%
HDH	0	0.00%	0	0.00%	1	0.00%	0	0.00%
HEAD DOWN PRODUCTS, LLC	0	0.00%	0	0.00%	1	0.00%	0	0.00%
HERMAN	0	0.00%	0	0.00%	3	0.00%	0	0.00%
HESSE LTD	0	0.00%	0	0.00%	2	0.00%	0	0.00%
HEYM	0	0.00%	0	0.00%	1	0.00%	0	0.00%
HARRISON & HUSSEY	0	0.00%	0	0.00%	1	0.00%	0	0.00%
HIBBARD SPENCER BART	0	0.00%	0	0.00%	4	0.00%	0	0.00%
HENRY, J. J., & SON	0	0.00%	0	0.00%	1	0.00%	0	0.00%
HOBAN MFG. CO.	0	0.00%	0	0.00%	1	0.00%	0	0.00%
HOLLAND & HOLLAND	0	0.00%	0	0.00%	1	0.00%	0	0.00%
MADE IN HAITI	0	0.00%	0	0.00%	1	0.00%	0	0.00%
HV (AUTO PISTOL)	0	0.00%	0	0.00%	1	0.00%	0	0.00%
INDUS ARMI BRESCIANE	0	0.00%	0	0.00%	1	0.00%	0	0.00%
IBARGUN	0	0.00%	0	0.00%	1	0.00%	0	0.00%
IBERIA FIREARMS	0	0.00%	0	0.00%	3	0.00%	0	0.00%
IBARAKI FIREARMS	0	0.00%	0	0.00%	1	0.00%	0	0.00%
MADE IN INDIA	0	0.00%	0	0.00%	1	0.00%	0	0.00%
INTERNATNL HARVESTER	0	0.00%	0	0.00%	3	0.00%	1	0.00%
MADE IN INDONESIA	0	0.00%	0	0.00%	1	0.00%	0	0.00%
MADE IN IRAN	0	0.00%	0	0.00%	1	0.00%	0	0.00%
IRON RIDGE ARMS	0	0.00%	0	0.00%	1	0.00%	0	0.00%

Manufacturer	2023 Crime Guns	Percent of 2023 Crime Guns	2023 Crime Guns with TTC Data	Percent of 2023 Crime Guns < 1 Year TTC	2021-2023 Crime Guns	Percent of 2021-2023 Crime Guns	2021-2023 Crime Guns with TTC Data	Percent of 2021-2023 Crime Guns < 1 Year TTC
ITM ARMS OR ITM TOOL	0	0.00%	0	0.00%	4	0.00%	0	0.00%
ITALGUNS INTERNATL	0	0.00%	0	0.00%	1	0.00%	1	100.00%
INDUSTRIAL TECH MACH	0	0.00%	0	0.00%	1	0.00%	0	0.00%
JARMANN	0	0.00%	0	0.00%	1	0.00%	0	0.00%
JOE BOB OUTFITTERS, LLC	0	0.00%	0	0.00%	1	0.00%	0	0.00%
JACKSON HOLE ARMS CO	0	0.00%	0	0.00%	3	0.00%	0	0.00%
JLD ENTERPRISES	0	0.00%	0	0.00%	2	0.00%	0	0.00%
JPS MFG, LLC	0	0.00%	0	0.00%	1	0.00%	0	0.00%
JAMES RIVER ARMORY	0	0.00%	0	0.00%	1	0.00%	0	0.00%
J&R ENGINEERING CO	0	0.00%	0	0.00%	5	0.00%	0	0.00%
MADE IN CROATIA	0	0.00%	0	0.00%	3	0.00%	0	0.00%
KANSAS CITY ARMS	0	0.00%	0	0.00%	1	0.00%	0	0.00%
KDF, INC	0	0.00%	0	0.00%	2	0.00%	0	0.00%
KINETIC DEVLOPMENT GROUP, LLC	0	0.00%	0	0.00%	5	0.00%	0	0.00%
KESSLER	0	0.00%	0	0.00%	8	0.01%	0	0.00%
KESSLER ARMS CORP.	0	0.00%	0	0.00%	1	0.00%	0	0.00%
KOFS LTD	0	0.00%	0	0.00%	2	0.00%	0	0.00%
MANAHIKI ISLAND	0	0.00%	0	0.00%	1	0.00%	0	0.00%
KALASHNICOHN LLC	0	0.00%	0	0.00%	1	0.00%	1	0.00%
KOLAR ARMS	0	0.00%	0	0.00%	1	0.00%	0	0.00%
MADE IN NORTH KOREA	0	0.00%	0	0.00%	1	0.00%	0	0.00%
KOHNKE GUN WORKS	0	0.00%	0	0.00%	1	0.00%	0	0.00%
KOKURA	0	0.00%	0	0.00%	3	0.00%	0	0.00%
KREBS CUSTOM INC	0	0.00%	0	0.00%	1	0.00%	0	0.00%
KRIEGHOFF	0	0.00%	0	0.00%	4	0.00%	1	0.00%
KRINKS	0	0.00%	0	0.00%	1	0.00%	0	0.00%
KSN INDUSTRIES	0	0.00%	0	0.00%	1	0.00%	0	0.00%
KAZAKHSTAN	0	0.00%	0	0.00%	2	0.00%	0	0.00%
LAU, J.H.,& CO.	0	0.00%	0	0.00%	1	0.00%	0	0.00%
LANGENHAN FL	0	0.00%	0	0.00%	4	0.00%	0	0.00%
HUSQVARNA	0	0.00%	0	0.00%	1	0.00%	1	0.00%
LE BASQUE	0	0.00%	0	0.00%	1	0.00%	0	0.00%
BELLERI, LUIGI	0	0.00%	0	0.00%	1	0.00%	0	0.00%
LAUER CUSTOM WEAPONR	0	0.00%	0	0.00%	3	0.00%	0	0.00%
LANDOR ARMS CORPORATION	0	0.00%	0	0.00%	4	0.00%	0	0.00%
LEDESMA ARMS	0	0.00%	0	0.00%	1	0.00%	0	0.00%
L SAN PAR/L SANS PRL	0	0.00%	0	0.00%	1	0.00%	0	0.00%
LIGHTNING (PISTOL)	0	0.00%	0	0.00%	1	0.00%	0	0.00%
LEBANON	0	0.00%	0	0.00%	1	0.00%	0	0.00%

Manufacturer	2023 Crime Guns	Percent of 2023 Crime Guns	2023 Crime Guns with TTC Data	Percent of 2023 Crime Guns < 1 Year TTC	2021-2023 Crime Guns	Percent of 2021-2023 Crime Guns	2021-2023 Crime Guns with TTC Data	Percent of 2021-2023 Crime Guns < 1 Year TTC
LOWER, JOHN P.	0	0.00%	0	0.00%	2	0.00%	0	0.00%
LUCHSGEWHRFABRIK	0	0.00%	0	0.00%	1	0.00%	0	0.00%
LUCZNIK METAL FCTORY	0	0.00%	0	0.00%	7	0.01%	3	0.00%
LONE WOLF R&D LLC	0	0.00%	0	0.00%	2	0.00%	1	0.00%
LINYI JUNXING CHEETAH	0	0.00%	0	0.00%	2	0.00%	0	0.00%
LAYKE TACTICAL LLC	0	0.00%	0	0.00%	1	0.00%	0	0.00%
MADSEN	0	0.00%	0	0.00%	1	0.00%	0	0.00%
MALTBY & HENLEY	0	0.00%	0	0.00%	2	0.00%	0	0.00%
MARBLE ARMS CORP.	0	0.00%	0	0.00%	1	0.00%	0	0.00%
MARS (PISTOLS)	0	0.00%	0	0.00%	1	0.00%	0	0.00%
MCKAY ENTERPRISES	0	0.00%	0	0.00%	7	0.01%	0	0.00%
MARCEL THYS & SONS	0	0.00%	0	0.00%	1	0.00%	0	0.00%
MENTA AUGUST MENZ	0	0.00%	0	0.00%	1	0.00%	0	0.00%
MIXICAN MODEL	0	0.00%	0	0.00%	1	0.00%	1	0.00%
MERKEL	0	0.00%	0	0.00%	2	0.00%	0	0.00%
MERIDEN FIREARMS CO.	0	0.00%	0	0.00%	4	0.00%	0	0.00%
FRBCA DE ARM MEX.CTY	0	0.00%	0	0.00%	3	0.00%	0	0.00%
MACHINIST GRP CO, MGC TACTICAL	0	0.00%	0	0.00%	1	0.00%	0	0.00%
MILITARY AUTOMATIC	0	0.00%	0	0.00%	1	0.00%	0	0.00%
M. L.	0	0.00%	0	0.00%	1	0.00%	0	0.00%
M & M INDUSTRIES	0	0.00%	0	0.00%	1	0.00%	0	0.00%
MMC ARMORY	0	0.00%	0	0.00%	1	0.00%	0	0.00%
MINNESOTA ARMS CO.	0	0.00%	0	0.00%	2	0.00%	0	0.00%
MOA CORPORATION	0	0.00%	0	0.00%	2	0.00%	0	0.00%
MALAGASY REPUBLIC	0	0.00%	0	0.00%	1	0.00%	0	0.00%
MARKS	0	0.00%	0	0.00%	1	0.00%	0	0.00%
MODESTO SANTOS (MS)	0	0.00%	0	0.00%	1	0.00%	0	0.00%
MITCHELL MFG CO	0	0.00%	0	0.00%	1	0.00%	0	0.00%
PEABODY-MARTINI	0	0.00%	0	0.00%	1	0.00%	0	0.00%
MANHATTAN POCK REV	0	0.00%	0	0.00%	1	0.00%	0	0.00%
MUELLER	0	0.00%	0	0.00%	1	0.00%	0	0.00%
NAVAL COMPANY INC	0	0.00%	0	0.00%	1	0.00%	0	0.00%
NODAK ARMS, INC	0	0.00%	0	0.00%	1	0.00%	0	0.00%
NETHERLANDS(HOLLAND)	0	0.00%	0	0.00%	1	0.00%	0	0.00%
NED. MAGAZIJI	0	0.00%	0	0.00%	1	0.00%	0	0.00%
NEWTON ARMS CO.	0	0.00%	0	0.00%	1	0.00%	0	0.00%
NEMO ARMS,INC	0	0.00%	0	0.00%	1	0.00%	1	0.00%
NHM/N. H. MAYER	0	0.00%	0	0.00%	1	0.00%	0	0.00%
NIHON JUHO KOGYOSHO	0	0.00%	0	0.00%	1	0.00%	0	0.00%

Manufacturer	2023 Crime Guns	Percent of 2023 Crime Guns	2023 Crime Guns with TTC Data	Percent of 2023 Crime Guns < 1 Year TTC	2021-2023 Crime Guns	Percent of 2021-2023 Crime Guns	2021-2023 Crime Guns with TTC Data	Percent of 2021-2023 Crime Guns < 1 Year TTC
NORAMCO	0	0.00%	0	0.00%	2	0.00%	0	0.00%
NATMIL (BORA ARMS)	0	0.00%	0	0.00%	4	0.00%	0	0.00%
NOVAMATIC	0	0.00%	0	0.00%	1	0.00%	0	0.00%
NORICA	0	0.00%	0	0.00%	3	0.00%	1	0.00%
NOREEN FIREARMS, LLC	0	0.00%	0	0.00%	4	0.00%	0	0.00%
NAT.SPORTS PRODUCTS	0	0.00%	0	0.00%	1	0.00%	0	0.00%
NUMRICH ARMS CORP.	0	0.00%	0	0.00%	2	0.00%	0	0.00%
NEWTOWN FIREARMS	0	0.00%	0	0.00%	1	0.00%	0	0.00%
OREGON ARMS LIMITED	0	0.00%	0	0.00%	1	0.00%	0	0.00%
ORDNANCE DESIGN CO.	0	0.00%	0	0.00%	1	0.00%	0	0.00%
OLIN-KODENSHA CO	0	0.00%	0	0.00%	3	0.00%	0	0.00%
OLYMPIA PISTOLE	0	0.00%	0	0.00%	2	0.00%	0	0.00%
OSS SUPPRESSORS LLC	0	0.00%	0	0.00%	1	0.00%	0	0.00%
SOTA ARMS INC	0	0.00%	0	0.00%	3	0.00%	0	0.00%
OJANGUREN & VIDOSA	0	0.00%	0	0.00%	1	0.00%	1	0.00%
PAC(PACIFIC ARMS CO)	0	0.00%	0	0.00%	3	0.00%	0	0.00%
PAKISTAN ORDNANCE	0	0.00%	0	0.00%	2	0.00%	0	0.00%
PRECISION INDUSTRIES	0	0.00%	0	0.00%	2	0.00%	0	0.00%
PERSONAL DEFENSE SYS	0	0.00%	0	0.00%	1	0.00%	0	0.00%
PRECISION SM PARTS	0	0.00%	0	0.00%	3	0.00%	1	0.00%
PGW	0	0.00%	0	0.00%	1	0.00%	0	0.00%
PH 5 TACT (PH 5 WSI)	0	0.00%	0	0.00%	3	0.00%	0	0.00%
PICKERT, FRIEDRICH	0	0.00%	0	0.00%	1	0.00%	0	0.00%
PLYMOUTH	0	0.00%	0	0.00%	2	0.00%	0	0.00%
PREMIER	0	0.00%	0	0.00%	4	0.00%	0	0.00%
J.C.PENNEY(FOREMOST)	0	0.00%	0	0.00%	5	0.00%	0	0.00%
POS (PRIDE OF SPAIN)	0	0.00%	0	0.00%	2	0.00%	0	0.00%
PIERCE ENGINEERING	0	0.00%	0	0.00%	1	0.00%	0	0.00%
PARDINI	0	0.00%	0	0.00%	1	0.00%	1	0.00%
PERFECTA	0	0.00%	0	0.00%	1	0.00%	0	0.00%
PRECISION REFLEX INC AKA PRI	0	0.00%	0	0.00%	1	0.00%	0	0.00%
PRIMA	0	0.00%	0	0.00%	1	0.00%	0	0.00%
PERAZZI	0	0.00%	0	0.00%	5	0.00%	1	0.00%
QUAN-DOI CAO-DAI	0	0.00%	0	0.00%	3	0.00%	0	0.00%
REPLICA ARMS	0	0.00%	0	0.00%	2	0.00%	0	0.00%
RATMIL	0	0.00%	0	0.00%	1	0.00%	0	0.00%
M-I REP CONGO BRAZZ	0	0.00%	0	0.00%	1	0.00%	0	0.00%
RENZO BONORA ARMI	0	0.00%	0	0.00%	1	0.00%	0	0.00%
FRASER	0	0.00%	0	0.00%	5	0.00%	2	0.00%

Manufacturer	2023 Crime Guns	Percent of 2023 Crime Guns	2023 Crime Guns with TTC Data	Percent of 2023 Crime Guns < 1 Year TTC	2021-2023 Crime Guns	Percent of 2021-2023 Crime Guns	2021-2023 Crime Guns with TTC Data	Percent of 2021-2023 Crime Guns < 1 Year TTC
ROBAR ET CIE	0	0.00%	0	0.00%	2	0.00%	0	0.00%
RETOLAZA BROS	0	0.00%	0	0.00%	2	0.00%	0	0.00%
R FAMAGE	0	0.00%	0	0.00%	1	0.00%	0	0.00%
R GUNS SPORTSWEREUS	0	0.00%	0	0.00%	4	0.00%	0	0.00%
ROHRBAUGH FIREARMS	0	0.00%	0	0.00%	1	0.00%	0	0.00%
RHONER/RHONIE	0	0.00%	0	0.00%	1	0.00%	0	0.00%
RIVAL	0	0.00%	0	0.00%	1	0.00%	0	0.00%
RIO	0	0.00%	0	0.00%	2	0.00%	0	0.00%
ROCKY MN ARMS CORP	0	0.00%	0	0.00%	1	0.00%	0	0.00%
ROBINSON ARMAMENT CO	0	0.00%	0	0.00%	2	0.00%	0	0.00%
ROGERS & SPENCER	0	0.00%	0	0.00%	2	0.00%	0	0.00%
ROSS RIFLE	0	0.00%	0	0.00%	3	0.00%	0	0.00%
ROUTLEDGE MFG. CO.	0	0.00%	0	0.00%	1	0.00%	0	0.00%
REPUBLIC ARMS INC	0	0.00%	0	0.00%	1	0.00%	0	0.00%
SPANISH SAHARA	0	0.00%	0	0.00%	1	0.00%	0	0.00%
RASHEED RASHID	0	0.00%	0	0.00%	1	0.00%	0	0.00%
RUSSO-CHINOIS	0	0.00%	0	0.00%	1	0.00%	0	0.00%
S.A. AUTOMATIQUE	0	0.00%	0	0.00%	1	0.00%	0	0.00%
S. A. C. M.	0	0.00%	0	0.00%	2	0.00%	0	0.00%
SANDERSON	0	0.00%	0	0.00%	1	0.00%	0	0.00%
SABATIER	0	0.00%	0	0.00%	1	0.00%	0	0.00%
SARMCO	0	0.00%	0	0.00%	2	0.00%	1	0.00%
FELIX SARASQUET & CO	0	0.00%	0	0.00%	1	0.00%	0	0.00%
SHINBISHA	0	0.00%	0	0.00%	1	0.00%	0	0.00%
SABER TACTICAL	0	0.00%	0	0.00%	1	0.00%	0	0.00%
SCHMEISSER	0	0.00%	0	0.00%	2	0.00%	0	0.00%
SCOUT	0	0.00%	0	0.00%	1	0.00%	0	0.00%
SD TACTICAL ARMS LLC	0	0.00%	0	0.00%	1	0.00%	0	0.00%
SABRE DEFENCE INDUST	0	0.00%	0	0.00%	6	0.00%	0	0.00%
STATE OF READINESS ARMS, LLC	0	0.00%	0	0.00%	3	0.00%	0	0.00%
SPESCO	0	0.00%	0	0.00%	1	0.00%	0	0.00%
SOFINOCON ENTERPRISE	0	0.00%	0	0.00%	4	0.00%	2	0.00%
SHNDONG FRST MACH CO	0	0.00%	0	0.00%	1	0.00%	0	0.00%
SHARPS-BORCHARDT	0	0.00%	0	0.00%	1	0.00%	0	0.00%
SHATTUCK, C.S.,ARMS	0	0.00%	0	0.00%	1	0.00%	0	0.00%
SHEFFIELD	0	0.00%	0	0.00%	1	0.00%	0	0.00%
S H ARMS OF OKLAHOMA	0	0.00%	0	0.00%	1	0.00%	0	0.00%
SHARPS RIFLE CO	0	0.00%	0	0.00%	3	0.00%	0	0.00%
SONJU INDUSTRIAL	0	0.00%	0	0.00%	6	0.00%	1	0.00%

Manufacturer	2023 Crime Guns	Percent of 2023 Crime Guns	2023 Crime Guns with TTC Data	Percent of 2023 Crime Guns < 1 Year TTC	2021-2023 Crime Guns	Percent of 2021-2023 Crime Guns	2021-2023 Crime Guns with TTC Data	Percent of 2021-2023 Crime Guns < 1 Year TTC
SILE DSTRBUTRS, INC.	0	0.00%	0	0.00%	1	0.00%	0	0.00%
SIONICS WEAPONS SYS	0	0.00%	0	0.00%	1	0.00%	0	0.00%
SIVISPACEM	0	0.00%	0	0.00%	1	0.00%	0	0.00%
SHIELD ARMS, LLC	0	0.00%	0	0.00%	1	0.00%	0	0.00%
SHILOH PROD.(SHARPS	0	0.00%	0	0.00%	1	0.00%	0	0.00%
SLLR	0	0.00%	0	0.00%	2	0.00%	0	0.00%
SMIMURA	0	0.00%	0	0.00%	1	0.00%	0	0.00%
SAEILO MFG IND	0	0.00%	0	0.00%	1	0.00%	0	0.00%
SHOOTERS ARMS MFG	0	0.00%	0	0.00%	10	0.01%	0	0.00%
SIMPLEX	0	0.00%	0	0.00%	2	0.00%	0	0.00%
FRANCESCO SERENA	0	0.00%	0	0.00%	1	0.00%	0	0.00%
SMITH ENTERPRISES	0	0.00%	0	0.00%	1	0.00%	0	0.00%
SRM, INC	0	0.00%	0	0.00%	2	0.00%	0	0.00%
STANDARD ARMS OF NEV	0	0.00%	0	0.00%	1	0.00%	0	0.00%
SOCIETE ANONYME	0	0.00%	0	0.00%	1	0.00%	0	0.00%
SOLOTHURN	0	0.00%	0	0.00%	2	0.00%	0	0.00%
STANDARD PROD. CO.	0	0.00%	0	0.00%	1	0.00%	0	0.00%
SPANDAU	0	0.00%	0	0.00%	4	0.00%	0	0.00%
SPECIAL SERVICE	0	0.00%	0	0.00%	1	0.00%	0	0.00%
SPORTING ARMS CO	0	0.00%	0	0.00%	2	0.00%	0	0.00%
SARDIUS INDUSTRIES	0	0.00%	0	0.00%	1	0.00%	0	0.00%
SERRIFILE INC	0	0.00%	0	0.00%	2	0.00%	1	0.00%
SERITSAN	0	0.00%	0	0.00%	1	0.00%	0	0.00%
SAMSON MFG CORP	0	0.00%	0	0.00%	1	0.00%	0	0.00%
SITES	0	0.00%	0	0.00%	1	0.00%	0	0.00%
SECRET SERVICE	0	0.00%	0	0.00%	1	0.00%	0	0.00%
STAGGS BILT PRODUCTS	0	0.00%	0	0.00%	6	0.00%	0	0.00%
STILLERS PRECISION	0	0.00%	0	0.00%	4	0.00%	1	100.00%
STRAYER TRIPP, INT	0	0.00%	0	0.00%	1	0.00%	1	0.00%
S GRANT & JOS LAND	0	0.00%	0	0.00%	3	0.00%	0	0.00%
STOCK, FRANZ	0	0.00%	0	0.00%	2	0.00%	0	0.00%
SALT WORKS RIFLES	0	0.00%	0	0.00%	2	0.00%	1	0.00%
AUSTRALIAN AUTO ARMS	0	0.00%	0	0.00%	6	0.00%	0	0.00%
STONER, EUGENE	0	0.00%	0	0.00%	1	0.00%	0	0.00%
STOCKING, ALXNDR &CO	0	0.00%	0	0.00%	1	0.00%	0	0.00%
STANLEY ARMS CO.	0	0.00%	0	0.00%	1	0.00%	0	0.00%
SUNNGARD, HAROLD	0	0.00%	0	0.00%	1	0.00%	0	0.00%
SUPER DESTROYER	0	0.00%	0	0.00%	2	0.00%	0	0.00%
SUPERIOR ARMS INC	0	0.00%	0	0.00%	3	0.00%	0	0.00%
MADE IN SVALBARD	0	0.00%	0	0.00%	1	0.00%	0	0.00%

Manufacturer	2023 Crime Guns	Percent of 2023 Crime Guns	2023 Crime Guns with TTC Data	Percent of 2023 Crime Guns < 1 Year TTC	2021-2023 Crime Guns	Percent of 2021-2023 Crime Guns	2021-2023 Crime Guns with TTC Data	Percent of 2021-2023 Crime Guns < 1 Year TTC
SILVER SEITZ	0	0.00%	0	0.00%	1	0.00%	0	0.00%
STRAYER-VOIGT	0	0.00%	0	0.00%	3	0.00%	0	0.00%
SWIFT MFG CO	0	0.00%	0	0.00%	1	0.00%	0	0.00%
STERLINGWORTH II	0	0.00%	0	0.00%	1	0.00%	0	0.00%
SWORD INTERNATIONAL	0	0.00%	0	0.00%	1	0.00%	0	0.00%
SELECT WEAPN SYS INC	0	0.00%	0	0.00%	1	0.00%	0	0.00%
SWAT FIREARMS	0	0.00%	0	0.00%	2	0.00%	0	0.00%
MADE IN SYRIA	0	0.00%	0	0.00%	1	0.00%	0	0.00%
SEYTRES	0	0.00%	0	0.00%	2	0.00%	0	0.00%
TAICO	0	0.00%	0	0.00%	1	0.00%	0	0.00%
TALLARES D ARMAS LIV	0	0.00%	0	0.00%	1	0.00%	0	0.00%
TRITON ARMS LLC	0	0.00%	0	0.00%	2	0.00%	0	0.00%
TAMPEREEN ASEPAJA	0	0.00%	0	0.00%	1	0.00%	0	0.00%
TIBER	0	0.00%	0	0.00%	1	0.00%	0	0.00%
TACTICAL CUSTOMS	0	0.00%	0	0.00%	1	0.00%	0	0.00%
THE TACTICAL EDGE LLC	0	0.00%	0	0.00%	1	0.00%	0	0.00%
TEGRA ARMS, INC	0	0.00%	0	0.00%	1	0.00%	0	0.00%
TOKYO GAS & ELECTRIC	0	0.00%	0	0.00%	1	0.00%	1	0.00%
THE AMERICAN	0	0.00%	0	0.00%	1	0.00%	0	0.00%
THAYER,ROBINSN,&CARY	0	0.00%	0	0.00%	1	0.00%	0	0.00%
TALON INDUSTRIES INC	0	0.00%	0	0.00%	2	0.00%	0	0.00%
TOKYO ARSENAL	0	0.00%	0	0.00%	2	0.00%	0	0.00%
TEXAS LONGHORN ARMS	0	0.00%	0	0.00%	1	0.00%	0	0.00%
TECHNIARM METAL PROD	0	0.00%	0	0.00%	1	0.00%	0	0.00%
TS ARMS	0	0.00%	0	0.00%	1	0.00%	0	0.00%
TOC INC	0	0.00%	0	0.00%	1	0.00%	0	0.00%
THOMAS ARMS CO.	0	0.00%	0	0.00%	3	0.00%	1	0.00%
TORKELSON ARMS CO.	0	0.00%	0	0.00%	1	0.00%	0	0.00%
TORTORT MANUFACTURING	0	0.00%	0	0.00%	2	0.00%	0	0.00%
TPM ARMS	0	0.00%	0	0.00%	5	0.00%	0	0.00%
TRACAOLA, ARANZABAL	0	0.00%	0	0.00%	1	0.00%	0	0.00%
TRIOMPHE	0	0.00%	0	0.00%	1	0.00%	0	0.00%
TIMBERWOLF TACTICAL	0	0.00%	0	0.00%	1	0.00%	0	0.00%
TRESSITU	0	0.00%	0	0.00%	1	0.00%	0	0.00%
TURNER FABRICATIONS LLC	0	0.00%	0	0.00%	1	0.00%	0	0.00%
TWIN PINES	0	0.00%	0	0.00%	1	0.00%	0	0.00%
TACTICAL WEAPONS SOL	0	0.00%	0	0.00%	1	0.00%	0	0.00%
TYROL (RIFLES)	0	0.00%	0	0.00%	2	0.00%	0	0.00%
US FIREARMS ACDMY (RENO GUNS)	0	0.00%	0	0.00%	1	0.00%	0	0.00%

Manufacturer	2023 Crime Guns	Percent of 2023 Crime Guns	2023 Crime Guns with TTC Data	Percent of 2023 Crime Guns < 1 Year TTC	2021-2023 Crime Guns	Percent of 2021-2023 Crime Guns	2021-2023 Crime Guns with TTC Data	Percent of 2021-2023 Crime Guns < 1 Year TTC
ULTRA LIGHT ARMS	0	0.00%	0	0.00%	1	0.00%	0	0.00%
UNION	0	0.00%	0	0.00%	1	0.00%	0	0.00%
UNDERWOOD-ELLIOTT-FI	0	0.00%	0	0.00%	1	0.00%	0	0.00%
UNIQUE	0	0.00%	0	0.00%	3	0.00%	0	0.00%
TURKMENISTAN	0	0.00%	0	0.00%	1	0.00%	0	0.00%
U.S. ARMS&CUTLERY CO	0	0.00%	0	0.00%	1	0.00%	0	0.00%
VANDALIS	0	0.00%	0	0.00%	1	0.00%	0	0.00%
VC DEFENSE	0	0.00%	0	0.00%	1	0.00%	1	0.00%
VELOCITY FIREARMS	0	0.00%	0	0.00%	1	0.00%	0	0.00%
VEGA	0	0.00%	0	0.00%	1	0.00%	0	0.00%
VULCAN	0	0.00%	0	0.00%	1	0.00%	0	0.00%
VERONA	0	0.00%	0	0.00%	3	0.00%	0	0.00%
VALLEY ORDNANCE, INC	0	0.00%	0	0.00%	1	0.00%	0	0.00%
VIGILANCE RIFLES INC	0	0.00%	0	0.00%	1	0.00%	0	0.00%
VEKTOR	0	0.00%	0	0.00%	2	0.00%	0	0.00%
VULCAIN	0	0.00%	0	0.00%	1	0.00%	0	0.00%
VIRGIN VALLY CUSTOM	0	0.00%	0	0.00%	1	0.00%	0	0.00%
VLTOR WEAPONS SYS	0	0.00%	0	0.00%	2	0.00%	0	0.00%
WALCH FIREARMS CO.	0	0.00%	0	0.00%	1	0.00%	0	0.00%
WAUTAUGA	0	0.00%	0	0.00%	2	0.00%	0	0.00%
WEHER	0	0.00%	0	0.00%	2	0.00%	0	0.00%
WESTERN VALLEY ARMS	0	0.00%	0	0.00%	1	0.00%	0	0.00%
WAFFEN WERKS	0	0.00%	0	0.00%	2	0.00%	0	0.00%
WINFIELD	0	0.00%	0	0.00%	2	0.00%	0	0.00%
WORLD ARMS CORP	0	0.00%	0	0.00%	2	0.00%	1	0.00%
WALKER	0	0.00%	0	0.00%	1	0.00%	0	0.00%
WESSON & LEAVITT	0	0.00%	0	0.00%	1	0.00%	0	0.00%
WMD GUNS, LLC	0	0.00%	0	0.00%	1	0.00%	0	0.00%
WOLF	0	0.00%	0	0.00%	2	0.00%	0	0.00%
WISE ARMS LLC	0	0.00%	0	0.00%	1	0.00%	0	0.00%
WAFFEN-TECHNIK	0	0.00%	0	0.00%	2	0.00%	0	0.00%
WEINER WAFFENFABRIK	0	0.00%	0	0.00%	1	0.00%	0	0.00%
X TREME MACHINING	0	0.00%	0	0.00%	1	0.00%	0	0.00%
XIN SHAI DAI	0	0.00%	0	0.00%	1	0.00%	0	0.00%
YOUNG AMERICAN	0	0.00%	0	0.00%	3	0.00%	0	0.00%
YOUNG MFG, INC	0	0.00%	0	0.00%	1	0.00%	0	0.00%
ASCENCIO ZABALA	0	0.00%	0	0.00%	1	0.00%	0	0.00%
Z AUTO PISTOLE	0	0.00%	0	0.00%	1	0.00%	0	0.00%
ZOMBIE DEFENSE	0	0.00%	0	0.00%	1	0.00%	0	0.00%
FARA,ZOLI,GIUSEPPE	0	0.00%	0	0.00%	1	0.00%	0	0.00%

Manufacturer	2023 Crime Guns	Percent of 2023 Crime Guns	2023 Crime Guns with TTC Data	Percent of 2023 Crime Guns < 1 Year TTC	2021-2023 Crime Guns	Percent of 2021-2023 Crime Guns	2021-2023 Crime Guns with TTC Data	Percent of 2021-2023 Crime Guns < 1 Year TTC
ZRODELTA (CSJB HOLDINGS INC)	0	0.00%	0	0.00%	1	0.00%	0	0.00%
STAR RIFLES LLC (ZUMB & STRAD)	0	0.00%	0	0.00%	1	0.00%	0	0.00%
UNKWN/UNPUBLSHD MAKE	0	0.00%	0	0.00%	4	0.00%	0	0.00%

APPENDIX D: UNSERIALIZED CRIME GUN MANUFACTURER INFORMATION

**Note that the manufacturer data is obtained from a firearm make code selected by the entering agency, each associated with a manufacturer. Some manufacturers indicated such as “Privately Made Firearm (PMF)” or “UNITED STATES” are entered when the manufacturer is either an unlicensed individual or unknown. Additionally, these firearms may contain parts such as receivers or frames from specific manufacturers that are unknown to the entering agency.*

Manufacturer	2023 Crime Guns	Percent of 2023 Non Serialized Crime Guns	2021-2023 Crime Guns	Percent of 2021-2023 Non Serialized Crime Guns
PRIVATELY MADE FIREARM (PMF)	7,856	75.61%	12,379	34.61%
UNITED STATES	424	4.08%	16,655	46.56%
GLOCK,INC	183	1.76%	631	1.76%
SMITH AND WESSON	173	1.67%	509	1.42%
POLYMER80, INC(P80 TAC P80)	129	1.24%	535	1.50%
REMNGTN ARMS CO.,INC	112	1.08%	298	0.83%
STURM, RUGER & CO	100	0.96%	342	0.96%
MOSSBERG, OF & SONS	82	0.79%	239	0.67%
SAVAGE ARMS CORP	79	0.76%	228	0.64%
TAURUS FORJAS	74	0.71%	273	0.76%
WINCHESTER	70	0.67%	172	0.48%
HIGGINS, J. C.	59	0.57%	174	0.49%
HARRINGTON & RICHDSN	38	0.37%	91	0.25%
MARLIN FIREARM CO	37	0.36%	132	0.37%
COLT	35	0.34%	108	0.30%
STEVEN/J STVNS ARMS	33	0.32%	153	0.43%
HI POINT	33	0.32%	120	0.34%
ANY MILITARY ISSUE	31	0.30%	111	0.31%
SWISS IND GESELLSHFT	28	0.27%	73	0.20%
SAUER, J. P., & SONS	25	0.24%	69	0.19%
BERETTA	24	0.23%	68	0.19%
SEARS ROEBUCK & CO.	23	0.22%	89	0.25%
MTG.WARD'W.F.' BRAND	23	0.22%	68	0.19%
SPRINGFIELD ARMS CO.	22	0.21%	52	0.15%
PHELPS MFG. CO.	19	0.18%	27	0.08%
SPRINGFIELD ARMORY	18	0.17%	79	0.22%
KEL TEC	18	0.17%	45	0.13%
BROWNING	17	0.16%	36	0.10%
DAVIS INDUSTRIES	16	0.15%	30	0.08%
SCCY INDUSTRIES	15	0.14%	74	0.21%
CARL WALTHER	15	0.14%	51	0.14%
ROCK ISLAND ARMORY	14	0.13%	55	0.15%

KAHR ARMS	12	0.12%	29	0.08%
LORCIN ENGINEERING	11	0.11%	34	0.10%
JENNINGS FIREARMS CO	11	0.11%	21	0.06%
U.S. ARMS CORP	11	0.11%	24	0.07%
RAVEN ARMS CO.	10	0.10%	28	0.08%
ANDERSON MFR	9	0.09%	20	0.06%
MADE IN PANAMA	9	0.09%	9	0.03%
FI INDUSTRIES	8	0.08%	19	0.05%
ROGUE DEFENSE LLC	7	0.07%	12	0.03%
CENTURY	6	0.06%	17	0.05%
INDUSTRIA ARGENTINA	6	0.06%	17	0.05%
REVELATION	6	0.06%	19	0.05%
HERITAGE MFG INC	6	0.06%	13	0.04%
NOBLE	6	0.06%	13	0.04%
ROMARM CUGIR	6	0.06%	7	0.02%
STOEGER INDUSTRIES	6	0.06%	9	0.03%
WICHESTER	6	0.06%	16	0.04%
GHOST FIREARMS	5	0.05%	21	0.06%
CHARTER ARMS	5	0.05%	20	0.06%
RG INDUSTRIES	5	0.05%	18	0.05%
HECKLER & KOCH	5	0.05%	12	0.03%
SARSILMAZ (SAR ARMS)	5	0.05%	16	0.04%
AMERCN TACTICAL IMP	5	0.05%	11	0.03%
MADE IN BELGIUM	5	0.05%	11	0.03%
CRESCENT FIREARMS CO	5	0.05%	12	0.03%
ITHACA GUNS USA	5	0.05%	14	0.04%
MASSACHUSETTS ARMS	5	0.05%	8	0.02%
NORTH AMER ARMS	5	0.05%	11	0.03%
SPRINGFIELD FIREARMS	5	0.05%	12	0.03%
MADE IN TURKEY	5	0.05%	14	0.04%
GLOCK INC, USA MANUFACTURING	4	0.04%	24	0.07%
BRYCO ARMS	4	0.04%	24	0.07%
HI STANDARD	4	0.04%	21	0.06%
INTRATEC	4	0.04%	17	0.05%
RANGER ARMS, INC.	4	0.04%	18	0.05%
ROHM	4	0.04%	16	0.04%
FIREARMS IMP&EXP FIE	4	0.04%	16	0.04%
FAB NAT DARMES D GUE	4	0.04%	13	0.04%
GABLND0/GABLND0 & C	4	0.04%	11	0.03%
MADE IN SPAIN	4	0.04%	10	0.03%
SQUIRES-BINGHAM	4	0.04%	5	0.01%
IVER JOHNSON ARMS & CYCLE WRKS	3	0.03%	23	0.06%
AMADEO ROSSI & CO	3	0.03%	17	0.05%
MAUSER	3	0.03%	17	0.05%

MADE IN ITALY	3	0.03%	11	0.03%
IVER JOHNSON ARMS,ROCKLEDGE FL	3	0.03%	13	0.04%
MADE IN GERMANY	3	0.03%	11	0.03%
AERO PRECISION INC	3	0.03%	5	0.01%
A W C SYSTMS TCHNLGY	3	0.03%	3	0.01%
CENTURY ARMS INC	3	0.03%	9	0.03%
DIAMOND ARMS CO.	3	0.03%	5	0.01%
DICKINSON, E.L.	3	0.03%	4	0.01%
EASTERN ARMS CO.	3	0.03%	5	0.01%
MADE IN ENGLAND	3	0.03%	5	0.01%
FMK FIREARMS	3	0.03%	8	0.02%
INTERNATNL ARMAMENT	3	0.03%	7	0.02%
LUGER	3	0.03%	7	0.02%
NEW FRONTIER ARMORY	3	0.03%	4	0.01%
NORINCO	3	0.03%	8	0.02%
PARA ORDNANCE	3	0.03%	6	0.02%
RICHARDS, W.	3	0.03%	5	0.01%
SOVIET UNION (USSR)	3	0.03%	8	0.02%
US FIRE-ARMS MFG INC	3	0.03%	7	0.02%
PHOENIX ARMS CO.	2	0.02%	27	0.08%
HOPKINS & ALLEN	2	0.02%	17	0.05%
JIMENEZ ARMS	2	0.02%	19	0.05%
KIMBER	2	0.02%	15	0.04%
POLYTECHNOLOGIES	2	0.02%	14	0.04%
MADE IN FRANCE	2	0.02%	7	0.02%
ADVANTAGE ARMS	2	0.02%	8	0.02%
DIAMONDBACK ARMS INC	2	0.02%	9	0.03%
DERRINGER CORP.	2	0.02%	10	0.03%
ARCADIA MACHINE TOOL	2	0.02%	5	0.01%
ENFIELD/ENFIELD LOCK	2	0.02%	6	0.02%
FULL METAL JACKET	2	0.02%	5	0.01%
HIGH STANDARD MFG CO	2	0.02%	7	0.02%
NEW ENGLAND FIREARM	2	0.02%	7	0.02%
LH GUN CO.	2	0.02%	5	0.01%
STAR	2	0.02%	6	0.02%
SWD INC	2	0.02%	6	0.02%
AA ARMS CORP	2	0.02%	6	0.02%
ALLEN	2	0.02%	2	0.01%
AMERICAN ARMS CO.	2	0.02%	4	0.01%
ARMINIUS	2	0.02%	3	0.01%
ASTRA	2	0.02%	4	0.01%
BOITO	2	0.02%	2	0.01%
BRITISH ENFIELD	2	0.02%	2	0.01%
COBRAY FIREARMS	2	0.02%	3	0.01%

CHARCO	2	0.02%	3	0.01%
COAST-TO-COAST STORS	2	0.02%	3	0.01%
HENRY DERINGER SR&JR	2	0.02%	2	0.01%
FOREHAND ARMS CO.	2	0.02%	4	0.01%
CESKA ZBROJOVKA FOX	2	0.02%	5	0.01%
HASKELL	2	0.02%	3	0.01%
HUNTER ARMS CO	2	0.02%	2	0.01%
JC ARMS LLC	2	0.02%	2	0.01%
JUGGERNAUT TACTICAL, INC	2	0.02%	2	0.01%
KESSLER	2	0.02%	4	0.01%
KIMEL/KIMEL IND.	2	0.02%	2	0.01%
LEINAD	2	0.02%	3	0.01%
LONE WOLF R&D LLC	2	0.02%	4	0.01%
MKS SUPPLY, INC	2	0.02%	2	0.01%
ORION DEFENSE (TACTICAL INNOVA	2	0.02%	2	0.01%
SOTA ARMS INC	2	0.02%	2	0.01%
MADE IN PHILIPPINES	2	0.02%	3	0.01%
MADE IN POLAND	2	0.02%	2	0.01%
REPLICA ARMS	2	0.02%	2	0.01%
SPENCER RIFLE	2	0.02%	2	0.01%
TRAILBLAZER FIREARMS LLC	2	0.02%	2	0.01%
F D'ARMI F TANFOGLIO	2	0.02%	3	0.01%
US REPEATING ARMS CO	2	0.02%	4	0.01%
WESSN,STEVENS,&MILLR	2	0.02%	2	0.01%
WESSON FIREARMS CO	2	0.02%	3	0.01%
TED WILLIAMS	2	0.02%	6	0.02%
YOUNG AMERICAN	2	0.02%	5	0.01%
PROFESSIONAL ORD	1	0.01%	19	0.05%
BAIKAL	1	0.01%	8	0.02%
FEG UNION	1	0.01%	8	0.02%
FN USA LLC	1	0.01%	11	0.03%
PALMETTO ARMORY	1	0.01%	9	0.03%
CLERKE	1	0.01%	6	0.02%
TANFOLGLIO,A.GUISPPE	1	0.01%	8	0.02%
LIBERTY ARMS CO.	1	0.01%	5	0.01%
TRADITIONS, INC	1	0.01%	5	0.01%
LEFEVER	1	0.01%	6	0.02%
ARSENAL COMPANY	1	0.01%	4	0.01%
ALLEN & WHEELOCK	1	0.01%	3	0.01%
A. J. AUBREY	1	0.01%	3	0.01%
BAUSKA ARMS	1	0.01%	3	0.01%
COBRA	1	0.01%	3	0.01%
CONN VALLEY ARMS	1	0.01%	5	0.01%
GIRSAN	1	0.01%	4	0.01%

GREDEL INC	1	0.01%	4	0.01%
INTRCNTNENTAL ARMS	1	0.01%	5	0.01%
MADE IN ISRAEL	1	0.01%	3	0.01%
LIBERTY	1	0.01%	3	0.01%
PLAINFIELD MACHNE CO	1	0.01%	3	0.01%
SILAH MAKINA KLIP	1	0.01%	3	0.01%
SPIKES TACTICAL	1	0.01%	3	0.01%
STANDARD ARMS CO.	1	0.01%	3	0.01%
STEYR	1	0.01%	3	0.01%
TITAN MFG CO	1	0.01%	4	0.01%
ARMALITE	1	0.01%	1	0.00%
ARMS CORP OF AMERICA	1	0.01%	3	0.01%
ADLER WAFFENWERKE	1	0.01%	1	0.00%
AMTEC 2000	1	0.01%	1	0.00%
ALAMO	1	0.01%	1	0.00%
ARMSPORT	1	0.01%	1	0.00%
THE ARMORY GUNS AND AMMO, LLC	1	0.01%	1	0.00%
AUTO-ORDNANCE CORP	1	0.01%	3	0.01%
APACHE	1	0.01%	1	0.00%
ASTON (W. OR H.)	1	0.01%	2	0.01%
AMERICAN TACTICAL OUTFITTERS	1	0.01%	1	0.00%
ARMI TECNICHE DE RIZ	1	0.01%	1	0.00%
BAKER GUN CO.	1	0.01%	1	0.00%
BUSHMASTER	1	0.01%	2	0.01%
BAUER, KARL	1	0.01%	1	0.00%
BIRMINGHAM SMALL ARM	1	0.01%	2	0.01%
BELARUS	1	0.01%	1	0.00%
CAROLINA ARMS CO.	1	0.01%	1	0.00%
CHRISTENSEN ARMS	1	0.01%	1	0.00%
CHINA JINGAN EQUIPMNT	1	0.01%	1	0.00%
MADE IN CZECHSLOVKIA	1	0.01%	1	0.00%
CLABROUGH & SONS	1	0.01%	1	0.00%
CLEMENT	1	0.01%	1	0.00%
CONNECTICUT ARMS	1	0.01%	1	0.00%
CONTINENTAL	1	0.01%	1	0.00%
COOEY	1	0.01%	3	0.01%
CHIPMUNK MFG CO	1	0.01%	1	0.00%
COMBAT ARMORY LLC	1	0.01%	1	0.00%
CZ USA	1	0.01%	1	0.00%
DOUBLE STAR CORP	1	0.01%	1	0.00%
DANIEL DEFENSE INC	1	0.01%	2	0.01%
DEFENDER	1	0.01%	1	0.00%
DICKSON CAPITAL	1	0.01%	1	0.00%
DOUGLAS	1	0.01%	1	0.00%

DEFENSE PROCURE MFG	1	0.01%	2	0.01%
ECLIPSE	1	0.01%	2	0.01%
ECLIPSE	1	0.01%	1	0.00%
EXCELSIOR	1	0.01%	1	0.00%
EXPRESS	1	0.01%	1	0.00%
FAB DARMES FRAT PIE	1	0.01%	1	0.00%
FLEMING FIREARMS	1	0.01%	1	0.00%
GARATE ANITUA	1	0.01%	1	0.00%
GUN CRAFTER IND	1	0.01%	1	0.00%
GEN PRE CORP TALON	1	0.01%	1	0.00%
GEHA	1	0.01%	1	0.00%
GLISENTI	1	0.01%	1	0.00%
HARTMAN	1	0.01%	1	0.00%
HERTER'S INC.	1	0.01%	2	0.01%
HIBBARD SPENCER BART	1	0.01%	1	0.00%
HERITAGE ARMS	1	0.01%	2	0.01%
H S PRECISION,INC	1	0.01%	2	0.01%
MADE IN HAITI	1	0.01%	1	0.00%
HUSQVARNA	1	0.01%	1	0.00%
INGRAM	1	0.01%	1	0.00%
MONTGOMERY, J. C.	1	0.01%	1	0.00%
KOLB, H M	1	0.01%	1	0.00%
LANBER ARMS	1	0.01%	1	0.00%
LANDOR ARMS CORPORATION	1	0.01%	1	0.00%
LEE ARMS CO.	1	0.01%	1	0.00%
S. M. L. E.	1	0.01%	3	0.01%
LONE STAR RIFLE CO.	1	0.01%	1	0.00%
MADE IN LIBYA	1	0.01%	1	0.00%
MARKWELL ARMS CO	1	0.01%	2	0.01%
MARCEL THYS & SONS	1	0.01%	1	0.00%
MERWIN & BRAY	1	0.01%	1	0.00%
METEOR RIFLES	1	0.01%	2	0.01%
MERWIN & HUBERT(M&H)	1	0.01%	1	0.00%
MIROKU FIREARM CO.	1	0.01%	1	0.00%
MORRISBURG	1	0.01%	1	0.00%
MASTERPIECE ARMS INC	1	0.01%	2	0.01%
MUSKETEER	1	0.01%	1	0.00%
NORTH CHINA IND	1	0.01%	1	0.00%
NAVY ARMS CO.	1	0.01%	2	0.01%
PARKER BROS MAKERS	1	0.01%	1	0.00%
PAXTON & GALLEGHER	1	0.01%	2	0.01%
PICKETTS MILL ARMORY (PMA)	1	0.01%	1	0.00%
PROVOSTS PREC, P3LLC	1	0.01%	1	0.00%
PROTECTOR	1	0.01%	1	0.00%

PANZER ARMS	1	0.01%	1	0.00%
RADICAL FIREARMS, LLC	1	0.01%	2	0.01%
REVELLI	1	0.01%	1	0.00%
REX	1	0.01%	1	0.00%
RICHLAND ARMS CO.	1	0.01%	1	0.00%
RAMPRO CORPORATION	1	0.01%	1	0.00%
ROSS RIFLE	1	0.01%	1	0.00%
ROTH-SAUER	1	0.01%	1	0.00%
ROYAL GUN CO.	1	0.01%	1	0.00%
RUBY ARMS CO.	1	0.01%	1	0.00%
RILEY DEFENSE INC	1	0.01%	2	0.01%
S.A.G.M./S.A.G.E.M.	1	0.01%	1	0.00%
SCOUT	1	0.01%	1	0.00%
SEDGLY, R F	1	0.01%	2	0.01%
SHAPLEIGH HDW. CO.	1	0.01%	1	0.00%
SHARPS RIFLE CO	1	0.01%	1	0.00%
SKB FIREARMS COMPANY	1	0.01%	1	0.00%
MADE IN SOMALIA	1	0.01%	1	0.00%
SMITH LC GUN CO	1	0.01%	2	0.01%
SHOOTERS ARMS MFG	1	0.01%	1	0.00%
SUN CITY MACH CO	1	0.01%	1	0.00%
SUNDANCE INDUSTRIES	1	0.01%	2	0.01%
SHINN-A-SIPJA	1	0.01%	2	0.01%
STEN	1	0.01%	1	0.00%
A. STROEGER	1	0.01%	1	0.00%
STRAYER-VOIGT	1	0.01%	1	0.00%
TANFOLGLIO,F(TARGA)	1	0.01%	1	0.00%
THOMAS ARMS CO.	1	0.01%	1	0.00%
IGNACIO UGARTECHEA	1	0.01%	1	0.00%
UKRAINE	1	0.01%	1	0.00%
UNIQUE	1	0.01%	1	0.00%
UZI	1	0.01%	2	0.01%
VALMET/VALMET OY	1	0.01%	1	0.00%
VOLTRAN AV SILAHARI	1	0.01%	2	0.01%
VICTOR MOD H+R,HS	1	0.01%	1	0.00%
VOLUNTEER ENTRPRISES	1	0.01%	1	0.00%
WARD BURTON	1	0.01%	2	0.01%
WESTERN MARSHAL	1	0.01%	1	0.00%
RICHARDS, WESTLEY	1	0.01%	2	0.01%
WESTERN VALLEY ARMS	1	0.01%	1	0.00%
WISE LITE ARMS, INC	1	0.01%	1	0.00%
WOLF	1	0.01%	1	0.00%
WIENER WAFFENFABRIK	1	0.01%	1	0.00%
ZASTAVA	1	0.01%	3	0.01%

ZAYRE	1	0.01%	1	0.00%
U.S. ARMS&CUTLERY CO	0	0.00%	9	0.03%
COBRA ENTERPRSES INC	0	0.00%	7	0.02%
MOSIN-NAGANT	0	0.00%	6	0.02%
MADE IN JAPAN	0	0.00%	4	0.01%
MAVERICK ARMS	0	0.00%	6	0.02%
ATA ARMS	0	0.00%	4	0.01%
BEAR CREEK ARSENAL	0	0.00%	3	0.01%
BENELLI SPA	0	0.00%	5	0.01%
CANIK 55	0	0.00%	5	0.01%
DTSCH WFFN&MNTNS FB	0	0.00%	3	0.01%
EAGLE ARMS	0	0.00%	4	0.01%
FALCO	0	0.00%	3	0.01%
COMMANCHE	0	0.00%	3	0.01%
PRECISION INDUSTRIES	0	0.00%	3	0.01%
PALMETTO	0	0.00%	4	0.01%
PLYMOUTH	0	0.00%	4	0.01%
PREMIER	0	0.00%	4	0.01%
POS (PRIDE OF SPAIN)	0	0.00%	3	0.01%
TEXAS-RANGER-FRNTIER	0	0.00%	3	0.01%
SABOTTI & TANFOLGLIO	0	0.00%	4	0.01%
SALIENT ARMS INTERNATIONAL	0	0.00%	3	0.01%
TASER	0	0.00%	3	0.01%
UNIVERSAL FIREARM CO	0	0.00%	3	0.01%
AMERICAN DERRINGER C	0	0.00%	2	0.01%
ARMSCOR PRECISION	0	0.00%	2	0.01%
BM	0	0.00%	2	0.01%
BAT MACHINE CO INC	0	0.00%	2	0.01%
BULLDOG	0	0.00%	2	0.01%
COMPAN BRSLRA CRTCHS	0	0.00%	2	0.01%
CENTURY INT ARMS INC	0	0.00%	2	0.01%
DETONICS	0	0.00%	2	0.01%
80 PERCENT ARMS	0	0.00%	3	0.01%
FBN	0	0.00%	2	0.01%
H&D FOLSOM ARMS CO	0	0.00%	2	0.01%
FOREHANDEWADWORTH	0	0.00%	3	0.01%
GERMAN SPORTS GUNS	0	0.00%	3	0.01%
HERCULES	0	0.00%	3	0.01%
MENDOZA	0	0.00%	2	0.01%
MACHINIST GRP CO, MGC TACTICAL	0	0.00%	2	0.01%
AMERICAN GUN COMPANY LLC	0	0.00%	4	0.01%
MAGNUM RESEARCH	0	0.00%	2	0.01%
MALAGASY REPUBLIC	0	0.00%	2	0.01%
NEWTON	0	0.00%	2	0.01%

NITRO	0	0.00%	2	0.01%
PIONEER ARMS CORP	0	0.00%	2	0.01%
PEOPLES REPUBLC CHINA	0	0.00%	2	0.01%
MADE IN GIBRALTAR	0	0.00%	4	0.01%
SPANISH SAHARA	0	0.00%	2	0.01%
SECURITY IND.OF AMER	0	0.00%	3	0.01%
STERLING ARMS	0	0.00%	3	0.01%
SWIFT MFG CO	0	0.00%	2	0.01%
TRABZON TISAS	0	0.00%	2	0.01%
TEXAS RANGER	0	0.00%	2	0.01%
THOMPSON CENTER ARMS	0	0.00%	2	0.01%
WESTERN ARMS CORP.	0	0.00%	4	0.01%
WEHER	0	0.00%	2	0.01%
WEBLEY SCOTT	0	0.00%	2	0.01%
ARMSCOR	0	0.00%	1	0.00%
ACCU-MATCH INTERNATL	0	0.00%	1	0.00%
ADVANCE ARMAMENTS	0	0.00%	1	0.00%
AMRCN FRNTR FIREARMS	0	0.00%	1	0.00%
ARMORY GUN CO.	0	0.00%	1	0.00%
SCHULER, AUGUST	0	0.00%	1	0.00%
AGUIRRE Y ARANZABAL	0	0.00%	1	0.00%
ACCURACY INT LTD	0	0.00%	1	0.00%
AMERCN FIREARMS CORP	0	0.00%	1	0.00%
AMERICN STND TOOL CO	0	0.00%	1	0.00%
AMERICAN DERRING CO	0	0.00%	1	0.00%
ANSCHUTZ AND SAVAGE	0	0.00%	1	0.00%
AMERICAN SPIRIT ARMS	0	0.00%	1	0.00%
ARLINGTON ORDNANCE	0	0.00%	2	0.01%
ARROW ARMS	0	0.00%	1	0.00%
AR15 COM	0	0.00%	1	0.00%
ARMI SAN MARCO	0	0.00%	1	0.00%
MADE IN ARGENTINA	0	0.00%	1	0.00%
ARTISTIC ARMS	0	0.00%	2	0.01%
ATLAS	0	0.00%	1	0.00%
AUTO MAG JURRAS	0	0.00%	1	0.00%
ADAMS ARMS, LLC	0	0.00%	1	0.00%
BATAVIA/BATAVIA LDR	0	0.00%	1	0.00%
BALDWIN CO.	0	0.00%	1	0.00%
BRAVO CO, MFG, INC	0	0.00%	1	0.00%
FRANKLIN, BEN	0	0.00%	2	0.01%
VICENZO BERNARDELLI	0	0.00%	1	0.00%
BAFORD ARMS	0	0.00%	1	0.00%
BENJAMIN	0	0.00%	1	0.00%
GREGORIO BOLUMBURU	0	0.00%	1	0.00%

BARRETT FIREARMS MFG	0	0.00%	1	0.00%
BREVETTATE IND ARMI	0	0.00%	1	0.00%
BERLIN SUHLER WAFFEN	0	0.00%	1	0.00%
MADE IN BRAZIL	0	0.00%	2	0.01%
CARCANO	0	0.00%	1	0.00%
CLARK CUSTOM GUNS	0	0.00%	1	0.00%
CHARLES DALY	0	0.00%	1	0.00%
CMMG, INC	0	0.00%	1	0.00%
COP, INC	0	0.00%	1	0.00%
COLTON FIREARMS CO.	0	0.00%	1	0.00%
CHIAPPA FIREARMS LTD	0	0.00%	1	0.00%
CROSMAN ARMS CO.	0	0.00%	2	0.01%
CASPIAN ARMS LTD	0	0.00%	1	0.00%
CARLO CASSARTELLI	0	0.00%	1	0.00%
CHARTER 2000	0	0.00%	1	0.00%
CZECH SMALL ARMS JABLUNKA	0	0.00%	1	0.00%
CZAR	0	0.00%	1	0.00%
DAISY (HEDDON)	0	0.00%	1	0.00%
L. C. DAVIS	0	0.00%	1	0.00%
DICKSON	0	0.00%	1	0.00%
DEL-TON INC	0	0.00%	1	0.00%
DAVIS, N. R. & SONS	0	0.00%	1	0.00%
DREADNOUGHT	0	0.00%	1	0.00%
DAVENPORT FIREARMS	0	0.00%	1	0.00%
DAEWOO	0	0.00%	1	0.00%
EURO AMERICAN ARMORY	0	0.00%	1	0.00%
EAGLE ARMS	0	0.00%	1	0.00%
EXCAM	0	0.00%	1	0.00%
ELITE ARM AMMUNITION	0	0.00%	1	0.00%
EAST LAKE INDUSTRIES LLC	0	0.00%	1	0.00%
GERSTENBERGER EBERWE	0	0.00%	1	0.00%
ERMA/ERMA WERKE	0	0.00%	1	0.00%
CZECH REPUBLIC	0	0.00%	1	0.00%
FREEDOM ARMS CO	0	0.00%	1	0.00%
F DUSEK OPOTSCHNO	0	0.00%	1	0.00%
FIALA ARMS&EQUIP.CO.	0	0.00%	1	0.00%
FRANKLIN ARMORY	0	0.00%	1	0.00%
FAMAE/FAMAP	0	0.00%	1	0.00%
F N MFG INC	0	0.00%	2	0.01%
STRLNGWRTH/A H FOX	0	0.00%	1	0.00%
F PEDRETTI	0	0.00%	1	0.00%
FIRE STORM	0	0.00%	1	0.00%
ANDREW FYRBERG & CO	0	0.00%	1	0.00%
G. A. C.	0	0.00%	1	0.00%

GARRUCHA	0	0.00%	1	0.00%
GLOBAL MACHINE TOOL	0	0.00%	1	0.00%
GALENA INDUSTRIES	0	0.00%	1	0.00%
GREY GHOST PRECISION, LLC	0	0.00%	1	0.00%
GOLDEN STATE ARMS	0	0.00%	1	0.00%
GREENFIELD	0	0.00%	1	0.00%
GOODTIMEOUTDRS(CORE)	0	0.00%	1	0.00%
GUSTLOFF	0	0.00%	1	0.00%
HAMILTON	0	0.00%	1	0.00%
HATFIELD GUN CO	0	0.00%	1	0.00%
HAWK INDUSTRIES	0	0.00%	1	0.00%
HOLLAND & HOLLAND	0	0.00%	1	0.00%
HAMILTON RIFLE CO	0	0.00%	2	0.01%
HNRY REPATNG RFLE CO	0	0.00%	1	0.00%
HOLLIS & SONS	0	0.00%	1	0.00%
MADE IN HUNGARY	0	0.00%	2	0.01%
HOWA/HOWA LTD.	0	0.00%	1	0.00%
HYDE	0	0.00%	1	0.00%
INDUS ARMI BRESCIANE	0	0.00%	1	0.00%
IMBEL	0	0.00%	1	0.00%
I M METAL	0	0.00%	1	0.00%
IWI (IMI)	0	0.00%	2	0.01%
INTERSTATE ARMS CO	0	0.00%	1	0.00%
INTERARMS	0	0.00%	1	0.00%
JENKINS SPECIAL	0	0.00%	1	0.00%
JOHNSON ARMS	0	0.00%	2	0.01%
KESSLER ARMS CORP.	0	0.00%	2	0.01%
KHAN	0	0.00%	1	0.00%
K.K.SNASHIN SHOJUKI	0	0.00%	1	0.00%
KNIGHT ARMAMENT	0	0.00%	1	0.00%
KOMMER, THEODOR	0	0.00%	1	0.00%
LEFAUCHEUX	0	0.00%	1	0.00%
LOWER, JOHN P.	0	0.00%	1	0.00%
MANUFRANCE	0	0.00%	2	0.01%
MAKAROV	0	0.00%	2	0.01%
MAADI	0	0.00%	1	0.00%
MENTA AUGUST MENZ	0	0.00%	1	0.00%
MERIDEN FIREARMS CO.	0	0.00%	1	0.00%
MIL. ARM. CORP.(MAC)	0	0.00%	2	0.01%
MADE IN MEXICO	0	0.00%	1	0.00%
MASTER MAG	0	0.00%	1	0.00%
MONDIAL(BLANK PSTLS)	0	0.00%	1	0.00%
MARATHON PRODUCTS INC	0	0.00%	1	0.00%
MANHATTAN POCK REV	0	0.00%	1	0.00%

NEW CAROLINA	0	0.00%	1	0.00%
NEWPORT	0	0.00%	1	0.00%
N AMERICAN ARMS CO	0	0.00%	1	0.00%
N AMERICAN ARMS CORP	0	0.00%	1	0.00%
NUMRICH ARMS CORP.	0	0.00%	1	0.00%
OLIN-KODENSHA CO	0	0.00%	1	0.00%
OLYMPIC	0	0.00%	1	0.00%
OJANGUREN & VIDOSA	0	0.00%	1	0.00%
PEABODY, H. O.	0	0.00%	1	0.00%
PALMER CHEM. & EQUIP	0	0.00%	1	0.00%
PRECISION REFLEX INC AKA PRI	0	0.00%	1	0.00%
PERAZZI	0	0.00%	1	0.00%
PACK WEST ARMS	0	0.00%	1	0.00%
PZK	0	0.00%	1	0.00%
QUACKENBUSH, H. M.	0	0.00%	1	0.00%
QUALITY FIREARMS INC	0	0.00%	2	0.01%
RECORD MATCH PISTOLS	0	0.00%	1	0.00%
RUSSIAN FEDERAT	0	0.00%	1	0.00%
RIO	0	0.00%	1	0.00%
RANDALL MFG CO	0	0.00%	1	0.00%
REPUBLIC ARMS INC	0	0.00%	1	0.00%
RPB INDUSTRIES	0	0.00%	2	0.01%
ROGUE RIFLE CO	0	0.00%	1	0.00%
RAPTOR ARMS	0	0.00%	1	0.00%
ROMANIA/RUMANIA	0	0.00%	1	0.00%
RIVAL	0	0.00%	1	0.00%
MADE IN SIERRE LEONE	0	0.00%	1	0.00%
ST. LOUIS ARMS CO.	0	0.00%	2	0.01%
SALAVERRIA, IRAOLA	0	0.00%	1	0.00%
SILENCERCO LLC	0	0.00%	1	0.00%
STAG ARM	0	0.00%	1	0.00%
OLYMPIC ARMS	0	0.00%	1	0.00%
SILE DSTRBUTRS, INC.	0	0.00%	1	0.00%
SAEILO MFG IND	0	0.00%	1	0.00%
SMITH MFG COMPANY	0	0.00%	1	0.00%
SPAIN	0	0.00%	1	0.00%
SPORTARMS	0	0.00%	1	0.00%
SPESCO CORP.	0	0.00%	1	0.00%
MADE IN SWEDEN	0	0.00%	1	0.00%
STRAYER TRIPP, INT	0	0.00%	1	0.00%
STERLING	0	0.00%	1	0.00%
STONER, EUGENE	0	0.00%	1	0.00%
THOMAS BLAND & SONS	0	0.00%	1	0.00%
THE AMERICAN	0	0.00%	1	0.00%

GOLDEN WEST(TALON)	0	0.00%	1	0.00%
TNW TECHNETWORK	0	0.00%	1	0.00%
TRIPP RESEARCH	0	0.00%	1	0.00%
TACTICAL SOLUTIONS	0	0.00%	2	0.01%
TULSKI-KOROVIN	0	0.00%	1	0.00%
UNITED SPORTING ARMS	0	0.00%	1	0.00%
US AUTOWEAPONS LLC	0	0.00%	1	0.00%
USA TACTICAL FIREARMS LLC	0	0.00%	1	0.00%
UTICA	0	0.00%	1	0.00%
VALTRO	0	0.00%	1	0.00%
MADE IN VENEZUELA	0	0.00%	1	0.00%
ROY WEATHERBY	0	0.00%	1	0.00%
WEBLEY-FOSBERY	0	0.00%	1	0.00%
HERMAN WEIHRAUCH	0	0.00%	2	0.01%
MADE IN WEST GERMANY	0	0.00%	1	0.00%
WINDHAM WEAPONRY INC	0	0.00%	1	0.00%
MADE IN YUGOSLAVIA	0	0.00%	1	0.00%
YANKEE HILL MACHINE	0	0.00%	1	0.00%
CANARY ISLANDS	0	0.00%	1	0.00%

APPENDIX E: COUNTY SERIALIZED CRIME GUN DATA

County	2021-2023 Crime Guns	2023 Crime Guns	Percent of 2023 Crime Guns	2022 Population	2022 Population over 18	Crime Guns per 10,000 Residents	Crime Guns per 10,000 Residents over 18
LOS ANGELES	36,451	11,811	26.26%	9,936,690	7,843,618	36.68	46.47
SAN BERNARDINO	13,649	4,762	10.59%	2,180,563	1,615,826	62.59	84.47
RIVERSIDE	8,979	3,087	6.86%	2,429,487	1,831,956	36.96	49.01
SAN DIEGO	7,320	2,562	5.70%	3,289,701	2,592,329	22.25	28.24
SACRAMENTO	7,326	2,367	5.26%	1,579,211	1,213,923	46.39	60.35
KERN	5,737	1,921	4.27%	906,883	645,870	63.26	88.83
ORANGE	5,088	1,626	3.62%	3,175,227	2,495,186	16.02	20.39
FRESNO	4,545	1,415	3.15%	1,008,280	725,304	45.08	62.66
ALAMEDA	3,858	1,297	2.88%	1,663,823	1,330,996	23.19	28.99
SAN JOAQUIN	3,871	1,223	2.72%	779,445	571,981	49.66	67.68
CONTRA COSTA	3,265	1,048	2.33%	1,162,648	904,597	28.08	36.09
SANTA CLARA	2,837	914	2.03%	1,916,831	1,511,015	14.80	18.78
STANISLAUS	2,699	889	1.98%	552,063	403,952	48.89	66.81
VENTURA	2,321	847	1.88%	842,009	654,314	27.57	35.47
SAN LUIS OBISPO	1,193	733	1.63%	281,712	232,675	42.35	51.27
TULARE	2,180	680	1.51%	473,446	330,454	46.05	65.97
SAN FRANCISCO	1,467	497	1.11%	851,036	735,634	17.24	19.94
SONOMA	1,264	489	1.09%	488,436	394,354	25.88	32.05
SOLANO	1,800	467	1.04%	450,995	351,998	39.91	51.14
SHASTA	1,244	454	1.01%	181,852	142,662	68.41	87.20
MERCED	1,267	426	0.95%	282,290	199,973	44.88	63.36
HUMBOLDT	1,329	425	0.95%	136,132	110,524	97.63	120.25
SANTA BARBARA	1,197	395	0.88%	445,213	346,632	26.89	34.53
SAN MATEO	1,322	388	0.86%	754,250	604,063	17.53	21.89
BUTTE	1,130	332	0.74%	213,605	170,594	52.90	66.24
SANTA CRUZ	812	318	0.71%	268,571	218,251	30.23	37.20
MONTEREY	1,427	312	0.69%	437,609	324,567	32.61	43.97
PLACER	1,149	277	0.62%	406,608	317,418	28.26	36.20
EL DORADO	708	262	0.58%	191,713	154,028	36.93	45.97
LAKE	618	244	0.54%	68,024	53,513	90.85	115.49
MENDOCINO	674	241	0.54%	91,145	71,895	73.95	93.75
MADERA	667	216	0.48%	157,243	114,371	42.42	58.32
YUBA	506	192	0.43%	81,705	59,542	61.93	84.98
KINGS	432	184	0.41%	152,515	111,467	28.33	38.76
YOLO	418	145	0.32%	217,141	172,604	19.25	24.22
SISKIYOU	417	140	0.31%	44,049	35,177	94.67	118.54
TEHAMA	361	140	0.31%	65,484	49,908	55.13	72.33
NAPA	474	123	0.27%	137,384	109,937	34.50	43.12

IMPERIAL	388	106	0.24%	179,578	128,529	21.61	30.19
AMADOR	259	97	0.22%	40,577	34,333	63.83	75.44
SUTTER	434	95	0.21%	99,101	73,859	43.79	58.76
NEVADA	341	93	0.21%	102,322	84,967	33.33	40.13
SAN BENITO	256	85	0.19%	64,753	48,279	39.53	53.03
TRINITY	289	84	0.19%	15,889	13,281	181.89	217.60
MARIN	273	80	0.18%	260,485	209,539	10.48	13.03
TUOLUMNE	188	79	0.18%	54,993	45,660	34.19	41.17
CALAVERAS	308	77	0.17%	45,674	37,984	67.43	81.09
DEL NORTE	195	71	0.16%	27,462	21,664	71.01	90.01
COLUSA	130	68	0.15%	21,811	16,004	59.60	81.23
LASSEN	146	37	0.08%	31,873	26,413	45.81	55.28
MARIPOSA	117	35	0.08%	17,130	14,203	68.30	82.38
GLENN	169	33	0.07%	28,657	21,077	58.97	80.18
PLUMAS	91	33	0.07%	19,650	16,238	46.31	56.04
INYO	69	19	0.04%	18,829	14,991	36.65	46.03
MONO	43	13	0.03%	13,219	10,710	32.53	40.15
MODOC	54	7	0.02%	8,651	7,015	62.42	76.98
SIERRA	32	4	0.01%	2,916	2,510	109.74	127.49
ALPINE	0	0	0.00%	1,515	1,170	0.00	0.00

APPENDIX F: CITY SERIALIZED CRIME GUN DATA

City	2021-2023 Crime Guns	2023 Crime Guns	Percent of 2023 Crime Guns	2022 Population	2022 Population over 18	Crime Guns Per 10,000 Residents	Crime Guns per 10,000 Residents over 18
LOS ANGELES	19,688	6,441	14.32%	3,881,041	3,115,593	16.60	20.67
No City Data Available	17,790	5,442	12.10%				
SACRAMENTO	5,012	1,511	3.36%	523,600	408,619	28.86	36.98
BAKERSFIELD	3,817	1,361	3.03%	404,321	283,707	33.66	47.97
SAN BERNARDINO	2,952	1,149	2.56%	221,041	159,473	51.98	72.05
FRESNO	2,617	905	2.01%	541,528	390,745	16.71	23.16
SAN DIEGO	2,315	773	1.72%	1,383,987	1,121,460	5.59	6.89
STOCKTON	2,226	655	1.46%	320,030	232,154	20.47	28.21
PASO ROBLES	591	524	1.17%	31,595	24,090	165.85	217.52
MODESTO	1,618	513	1.14%	218,308	160,526	23.50	31.96
SAN FRANCISCO	1,322	468	1.04%	851,036	735,634	5.50	6.36
ONTARIO	1,391	433	0.96%	176,326	132,436	24.56	32.70
VICTORVILLE	1,225	418	0.93%	134,417	93,767	31.10	44.58
LONG BEACH	1,449	403	0.90%	462,293	366,570	8.72	10.99
SAN JOSE	1,192	387	0.86%	1,001,176	789,170	3.87	4.90
FONTANA	1,161	379	0.84%	209,279	150,799	18.11	25.13
RIVERSIDE	1,181	353	0.78%	316,076	241,413	11.17	14.62
LANCASTER	1,018	351	0.78%	171,465	123,785	20.47	28.36
OXNARD	956	341	0.76%	202,279	149,238	16.86	22.85
OCEANSIDE	893	301	0.67%	173,722	136,713	17.33	22.02
COMPTON	999	292	0.65%	94,822	68,364	30.79	42.71
SANTA ROSA	683	284	0.63%	178,221	141,644	15.94	20.05
ANAHEIM	778	264	0.59%	347,111	267,595	7.61	9.87
REDDING	600	239	0.53%	93,327	72,366	25.61	33.03
HESPERIA	616	235	0.52%	99,878	70,590	23.53	33.29
SANTA ANA	695	229	0.51%	311,379	236,305	7.35	9.69
INDIO	560	211	0.47%	89,616	69,179	23.54	30.50
HAYWARD	564	207	0.46%	160,602	128,422	12.89	16.12
OAKLAND	568	197	0.44%	437,825	354,142	4.50	5.56
VISALIA	647	195	0.43%	141,466	101,584	13.78	19.20
THOUSAND PALMS	241	192	0.43%	8,242	5,985	232.95	320.80
FREMONT	486	183	0.41%	228,795	176,237	8.00	10.38
POMONA	583	183	0.41%	149,831	113,447	12.21	16.13
APPLE VALLEY	436	176	0.39%	75,603	53,741	23.28	32.75
SAN LEANDRO	606	176	0.39%	89,723	74,378	19.62	23.66
ELK GROVE	394	171	0.38%	176,105	130,494	9.71	13.10
MORENO VALLEY	527	170	0.38%	209,578	152,999	8.11	11.11
TORRANCE	568	168	0.37%	145,454	115,215	11.55	14.58

INGLEWOOD	526	160	0.36%	106,806	84,083	14.98	19.03
CHULA VISTA	439	154	0.34%	276,103	207,840	5.58	7.41
PALMDALE	649	154	0.34%	166,895	118,574	9.23	12.99
VALLEJO	511	152	0.34%	125,132	99,766	12.15	15.24
DESERT HOT SPRINGS	222	151	0.34%	32,386	23,837	46.63	63.35
FAIRFIELD	590	144	0.32%	119,420	89,938	12.06	16.01
SANTA CLARITA	456	140	0.31%	225,850	168,462	6.20	8.31
LIVERMORE	233	137	0.30%	87,154	67,291	15.72	20.36
PASADENA	438	133	0.30%	137,554	114,168	9.67	11.65
BARSTOW	417	131	0.29%	25,235	17,420	51.91	75.20
HIGHLAND	387	131	0.29%	56,789	41,101	23.07	31.87
RIALTO	337	131	0.29%	103,873	75,845	12.61	17.27
WHITTIER	405	130	0.29%	86,459	66,735	15.04	19.48
COLTON	305	127	0.28%	53,959	40,746	23.54	31.17
MERCED	218	127	0.28%	87,686	62,050	14.48	20.47
PITTSBURG	493	126	0.28%	76,419	59,048	16.49	21.34
ANTIOCH	549	123	0.27%	115,016	87,672	10.69	14.03
HEMET	445	121	0.27%	89,651	68,061	13.50	17.78
PORTERVILLE	297	120	0.27%	62,491	43,302	19.20	27.71
VENTURA	369	120	0.27%	110,358	88,032	10.87	13.63
WATSONVILLE	310	120	0.27%	52,457	37,191	22.88	32.27
MENIFEE	405	118	0.26%	103,680	76,999	11.38	15.32
GLENDALE	317	116	0.26%	194,512	159,473	5.96	7.27
RANCHO CORDOVA	265	116	0.26%	79,128	59,151	14.66	19.61
SALINAS	540	116	0.26%	162,783	114,143	7.13	10.16
GARDENA	318	114	0.25%	60,377	48,332	18.88	23.59
MADERA	304	112	0.25%	66,784	45,240	16.77	24.76
PALM SPRINGS	312	112	0.25%	44,935	41,230	24.92	27.16
ESCONDIDO	228	111	0.25%	151,114	116,370	7.35	9.54
RANCHO CUCAMONGA	416	111	0.25%	174,696	135,082	6.35	8.22
RICHMOND	395	110	0.24%	115,619	90,883	9.51	12.10
ROSEVILLE	468	110	0.24%	148,879	115,018	7.39	9.56
EL CAJON	336	109	0.24%	105,721	79,754	10.31	13.67
EL MONTE	248	109	0.24%	108,682	84,390	10.03	12.92
PERRIS	347	109	0.24%	78,881	54,958	13.82	19.83
HANFORD	252	108	0.24%	57,920	41,037	18.65	26.32
LA PUENTE	331	108	0.24%	37,835	29,436	28.54	36.69
SANTA MARIA	260	107	0.24%	109,543	75,540	9.77	14.16
CLOVIS	301	103	0.23%	120,607	85,757	8.54	12.01
SANTA BARBARA	483	103	0.23%	88,640	73,762	11.62	13.96
NORWALK	259	101	0.22%	101,893	78,599	9.91	12.85
SAN PABLO	245	101	0.22%	31,907	23,246	31.65	43.45
LODI	317	100	0.22%	66,509	49,513	15.04	20.20
BLYTHE	272	99	0.22%	17,949	14,202	55.16	69.71

DOWNEY	262	99	0.22%	113,052	87,547	8.76	11.31
CORONA	269	98	0.22%	158,346	119,307	6.19	8.21
TURLOCK	329	98	0.22%	72,504	53,512	13.52	18.31
AZUSA	292	95	0.21%	49,704	39,281	19.11	24.18
CHINO	218	95	0.21%	91,008	69,906	10.44	13.59
BURBANK	301	93	0.21%	106,389	86,460	8.74	10.76
BURBANK	301	93	0.21%	5,234	4,139	177.68	224.69
PARAMOUNT	154	90	0.20%	53,255	38,982	16.90	23.09
CONCORD	225	87	0.19%	125,007	99,338	6.96	8.76
MISSION VIEJO	142	86	0.19%	93,233	74,854	9.22	11.49
PHELAN	237	86	0.19%	18,272	12,740	47.07	67.50
WEST COVINA	249	86	0.19%	108,173	86,866	7.95	9.90
SANTA CRUZ	205	85	0.19%	61,367	53,784	13.85	15.80
VACAVILLE	445	85	0.19%	101,631	78,788	8.36	10.79
ARCADIA	213	82	0.18%	56,181	44,392	14.60	18.47
REDLANDS	298	82	0.18%	73,234	56,569	11.20	14.50
HUNTINGTON BEACH	251	81	0.18%	197,481	162,189	4.10	4.99
CARSON	257	80	0.18%	94,475	76,039	8.47	10.52
MANTECA	293	80	0.18%	83,897	62,686	9.54	12.76
ADELANTO	246	79	0.18%	37,960	25,359	20.81	31.15
DALY CITY	197	78	0.17%	103,648	88,277	7.53	8.84
IRVINE	160	78	0.17%	304,527	238,213	2.56	3.27
NAPA	286	77	0.17%	79,233	62,447	9.72	12.33
SOUTH GATE	279	77	0.17%	92,381	69,444	8.34	11.09
TEMECULA	214	76	0.17%	110,114	79,501	6.90	9.56
UNION CITY	142	76	0.17%	69,502	57,228	10.93	13.28
EASTVALE	105	75	0.17%	69,594	49,857	10.78	15.04
JURUPA VALLEY	257	75	0.17%	105,672	78,254	7.10	9.58
UKIAH	188	75	0.17%	16,496	12,324	45.47	60.86
HAWTHORNE	260	72	0.16%	86,978	65,385	8.28	11.01
PICO RIVERA	176	72	0.16%	61,561	48,708	11.70	14.78
CITRUS HEIGHTS	219	71	0.16%	87,127	69,520	8.15	10.21
TULARE	264	71	0.16%	69,261	46,094	10.25	15.40
LYNWOOD	264	70	0.16%	66,346	49,097	10.55	14.26
CARMICHAEL	196	69	0.15%	78,144	63,007	8.83	10.95
YUBA CITY	303	69	0.15%	69,535	52,179	9.92	13.22
COVINA	177	68	0.15%	50,717	40,059	13.41	16.97
SONOMA	89	68	0.15%	10,702	9,215	63.54	73.79
COACHELLA	156	67	0.15%	42,279	32,961	15.85	20.33
CHICO	213	66	0.15%	102,790	83,591	6.42	7.90
LUCERNE VALLEY	211	66	0.15%	6,212	4,670	106.25	141.33
SIMI VALLEY	148	66	0.15%	126,153	100,708	5.23	6.55
CLEARLAKE	156	65	0.14%	16,612	12,221	39.13	53.19
HOLLISTER	153	64	0.14%	42,093	30,238	15.20	21.17

LOS BANOS	176	63	0.14%	45,560	29,935	13.83	21.05
TRACY	227	63	0.14%	94,027	69,006	6.70	9.13
UPLAND	165	63	0.14%	78,847	61,918	7.99	10.17
RED BLUFF	101	62	0.14%	14,576	10,359	42.54	59.85
SPRING VALLEY	180	62	0.14%	889	693	697.41	894.66
SPRING VALLEY	180	62	0.14%	32,496	24,554	19.08	25.25
THOUSAND OAKS	174	62	0.14%	126,532	100,835	4.90	6.15
BELL GARDENS	190	61	0.14%	39,263	28,243	15.54	21.60
GARDEN GROVE	221	61	0.14%	171,637	135,188	3.55	4.51
RIDGECREST	163	60	0.13%	28,118	20,792	21.34	28.86
TEHACHAPI	165	60	0.13%	12,855	10,180	46.67	58.94
BRENTWOOD	128	59	0.13%	64,443	47,898	9.16	12.32
CAMPO	86	59	0.13%	3,468	2,338	170.13	252.35
MONTEBELLO	182	59	0.13%	62,056	49,090	9.51	12.02
SAN JACINTO	183	59	0.13%	54,077	37,962	10.91	15.54
COSTA MESA	147	57	0.13%	111,490	90,387	5.11	6.31
GILROY	138	56	0.12%	58,696	41,930	9.54	13.36
COVELO	141	55	0.12%	1,359	892	404.71	616.59
MARYSVILLE	172	54	0.12%	12,681	9,103	42.58	59.32
BIG BEAR CITY	90	53	0.12%	12,753	9,942	41.56	53.31
PINON HILLS	86	53	0.12%	7,157	5,270	74.05	100.57
POLLOCK PINES	70	53	0.12%	5,917	4,811	89.57	110.16
SANTA CLARA	127	53	0.12%	128,058	105,026	4.14	5.05
SAN BRUNO	142	52	0.12%	43,218	35,107	12.03	14.81
DUBLIN	115	51	0.11%	71,068	52,549	7.18	9.71
ORANGE	204	51	0.11%	138,728	110,328	3.68	4.62
PLACERVILLE	153	51	0.11%	10,744	8,550	47.47	59.65
BAY POINT	89	50	0.11%	24,407	18,218	20.49	27.45
FULLERTON	188	50	0.11%	142,280	110,444	3.51	4.53
MUSCOY	106	50	0.11%	11,802	8,329	42.37	60.03
BELLFLOWER	167	49	0.11%	78,352	59,887	6.25	8.18
JOSHUA TREE	98	49	0.11%	6,751	5,424	72.58	90.34
REEDLEY	123	49	0.11%	25,248	17,591	19.41	27.86
ROWLAND HEIGHTS	93	49	0.11%	47,209	38,741	10.38	12.65
CAMARILLO	136	48	0.11%	70,622	56,028	6.80	8.57
NORTH HIGHLANDS	156	48	0.11%	48,083	35,563	9.98	13.50
ANDERSON	165	47	0.10%	11,267	8,499	41.71	55.30
ATWATER	104	47	0.10%	31,841	22,731	14.76	20.68
CARLSBAD	86	47	0.10%	114,745	88,635	4.10	5.30
LAKEWOOD	134	47	0.10%	81,499	64,790	5.77	7.25
WILDOMAR	98	47	0.10%	36,822	28,138	12.76	16.70
ROSAMOND	125	46	0.10%	20,654	14,517	22.27	31.69
SOUTH SAN FRANCISCO	146	46	0.10%	65,596	54,390	7.01	8.46
YUCAIPA	174	46	0.10%	54,428	40,443	8.45	11.37

GALT	105	45	0.10%	25,350	19,123	17.75	23.53
LATHROP	91	45	0.10%	29,633	20,904	15.19	21.53
EUREKA	178	44	0.10%	26,519	21,989	16.59	20.01
PORT HUENEME	98	44	0.10%	21,847	16,892	20.14	26.05
SANTA MONICA	109	44	0.10%	92,168	78,384	4.77	5.61
CHINO HILLS	87	43	0.10%	78,223	60,877	5.50	7.06
LA MESA	128	43	0.10%	60,888	48,035	7.06	8.95
SANTA PAULA	94	43	0.10%	30,788	22,428	13.97	19.17
WALNUT CREEK	107	43	0.10%	69,809	58,994	6.16	7.29
ALHAMBRA	139	42	0.09%	82,295	67,692	5.10	6.20
BUENA PARK	162	42	0.09%	83,542	65,118	5.03	6.45
PALM DESERT	125	42	0.09%	51,290	43,988	8.19	9.55
REDONDO BEACH	129	42	0.09%	70,620	54,427	5.95	7.72
SAN MATEO	293	42	0.09%	104,165	83,703	4.03	5.02
BANNING	157	41	0.09%	29,929	22,950	13.70	17.86
BEAUMONT	161	41	0.09%	53,544	37,384	7.66	10.97
BERKELEY	155	41	0.09%	121,385	106,625	3.38	3.85
HUNTINGTON PARK	156	41	0.09%	54,547	40,991	7.52	10.00
LEMOORE	87	41	0.09%	26,955	19,917	15.21	20.59
LINCOLN	109	41	0.09%	50,131	38,440	8.18	10.67
SAN LUIS OBISPO	111	41	0.09%	47,529	42,514	8.63	9.64
TWENTYNINE PALMS	157	41	0.09%	28,006	20,623	14.64	19.88
WASCO	125	41	0.09%	26,317	19,227	15.58	21.32
BLOOMINGTON	103	40	0.09%	23,051	17,255	17.35	23.18
WESTMINSTER	123	40	0.09%	90,638	71,419	4.41	5.60
AMERICAN CANYON	128	39	0.09%	21,669	16,154	18.00	24.14
OAKDALE	76	39	0.09%	23,120	16,848	16.87	23.15
ROSEMEAD	118	38	0.08%	51,043	41,725	7.44	9.11
LAKESIDE	185	37	0.08%	1,405	996	263.35	371.49
LAKESIDE	185	37	0.08%	21,759	16,714	17.00	22.14
SAN FERNANDO	86	37	0.08%	23,958	18,627	15.44	19.86
WEST SACRAMENTO	109	37	0.08%	54,163	40,162	6.83	9.21
COMMERCE	78	36	0.08%	12,253	9,575	29.38	37.60
CORONADO	63	36	0.08%	18,871	15,612	19.08	23.06
EARLIMART	88	36	0.08%	7,674	5,161	46.91	69.75
REDWOOD CITY	122	36	0.08%	83,077	65,162	4.33	5.52
KELSEYVILLE	49	35	0.08%	3,828	2,627	91.43	133.23
LEMON GROVE	90	35	0.08%	27,482	21,480	12.74	16.29
NIPOMO	60	35	0.08%	18,009	13,727	19.43	25.50
RIO LINDA	56	35	0.08%	16,596	12,685	21.09	27.59
SAN GABRIEL	77	35	0.08%	39,211	32,498	8.93	10.77
VISTA	158	35	0.08%	98,392	74,837	3.56	4.68
BELL	69	34	0.08%	33,377	24,756	10.19	13.73
CULVER CITY	137	34	0.08%	40,357	32,572	8.42	10.44

LENNOX	99	34	0.08%	20,687	15,590	16.44	21.81
LOMPOC	133	34	0.08%	44,086	32,524	7.71	10.45
MANHATTAN BEACH	61	34	0.08%	35,123	25,715	9.68	13.22
OAKHURST	93	34	0.08%	5,003	4,094	67.96	83.05
YUCCA VALLEY	170	34	0.08%	21,700	16,631	15.67	20.44
DINUBA	77	33	0.07%	24,713	16,255	13.35	20.30
FILLMORE	72	33	0.07%	16,455	12,341	20.05	26.74
NEWPORT BEACH	73	33	0.07%	85,159	70,862	3.88	4.66
BENICIA	73	32	0.07%	27,040	21,546	11.83	14.85
CLAREMONT	79	32	0.07%	36,891	30,822	8.67	10.38
ENCINITAS	58	32	0.07%	61,942	49,064	5.17	6.52
LAKE ELSINORE	98	32	0.07%	69,993	50,191	4.57	6.38
MONTCLAIR	138	32	0.07%	37,842	28,248	8.46	11.33
NATIONAL CITY	109	32	0.07%	56,345	43,745	5.68	7.32
CASTRO VALLEY	82	31	0.07%	65,444	51,571	4.74	6.01
DELANO	105	31	0.07%	50,498	38,328	6.14	8.09
CERES	82	30	0.07%	49,183	35,128	6.10	8.54
LAWNDALE	145	30	0.07%	31,553	24,236	9.51	12.38
MORGAN HILL	86	30	0.07%	45,291	33,531	6.62	8.95
PATTERSON	104	30	0.07%	23,678	16,130	12.67	18.60
PETALUMA	48	30	0.07%	59,682	48,024	5.03	6.25
AUBURN	131	29	0.06%	13,773	11,604	21.06	24.99
BELLA VISTA	33	29	0.06%	3,955	2,892	73.32	100.28
COLUSA	41	29	0.06%	6,380	4,594	45.45	63.13
EL DORADO HILLS	57	29	0.06%	49,082	36,939	5.91	7.85
MIDDLETOWN	56	29	0.06%	1,748	1,165	165.90	248.93
PACIFICA	45	29	0.06%	38,048	30,710	7.62	9.44
ROCKLIN	111	29	0.06%	71,676	53,453	4.05	5.43
SAN MARCOS	71	29	0.06%	94,360	69,977	3.07	4.14
YREKA	61	29	0.06%	7,833	5,715	37.02	50.74
BALDWIN PARK	141	28	0.06%	71,692	56,472	3.91	4.96
CHOWCHILLA	96	28	0.06%	18,772	14,569	14.92	19.22
HACIENDA HEIGHTS	80	28	0.06%	55,461	45,044	5.05	6.22
SAN RAMON	61	28	0.06%	86,119	62,743	3.25	4.46
ATASCADERO	77	27	0.06%	29,758	23,798	9.07	11.35
CAMPBELL	109	27	0.06%	43,464	34,001	6.21	7.94
DIXON	53	27	0.06%	19,071	14,114	14.16	19.13
FALLBROOK	57	27	0.06%	33,710	24,923	8.01	10.83
GLENDORA	80	27	0.06%	52,095	40,440	5.18	6.68
IGO	33	27	0.06%	95	70	2842.11	3857.14
NOVATO	94	27	0.06%	53,055	42,588	5.09	6.34
VILLA PARK	27	27	0.06%	5,814	4,586	46.44	58.87
FOLSOM	89	26	0.06%	81,077	62,177	3.21	4.18
OLIVEHURST	76	26	0.06%	17,416	12,777	14.93	20.35

ALAMEDA	113	25	0.06%	77,565	60,995	3.22	4.10
ANTELOPE	68	25	0.06%	47,629	35,057	5.25	7.13
DIAMOND BAR	41	25	0.06%	54,534	43,920	4.58	5.69
FARMERSVILLE	65	25	0.06%	10,393	7,399	24.05	33.79
LINDSAY	61	25	0.06%	12,581	8,394	19.87	29.78
STANTON	91	25	0.06%	38,271	29,575	6.53	8.45
EMERYVILLE	111	24	0.05%	12,840	11,848	18.69	20.26
HERMOSA BEACH	44	24	0.05%	19,551	15,772	12.28	15.22
MONTAGUE	24	24	0.05%	1,484	1,158	161.73	207.25
MONTEREY PARK	74	24	0.05%	60,386	49,999	3.97	4.80
SOUTH LAKE TAHOE	50	24	0.05%	21,346	17,948	11.24	13.37
BIG BEAR LAKE	59	23	0.05%	5,059	3,925	45.46	58.60
CHERRY VALLEY	33	23	0.05%	7,652	6,374	30.06	36.08
LIVINGSTON	67	23	0.05%	14,344	10,308	16.03	22.31
WEST HOLLYWOOD	86	23	0.05%	35,358	33,970	6.50	6.77
WILLITS	101	23	0.05%	4,968	3,911	46.30	58.81
MOUNTAIN VIEW	72	22	0.05%	2,166	1,706	101.57	128.96
MOUNTAIN VIEW	72	22	0.05%	82,132	65,327	2.68	3.37
NEEDLES	74	22	0.05%	4,895	3,917	44.94	56.17
PIONEER	45	22	0.05%	1,322	1,106	166.41	198.92
SAN DIMAS	53	22	0.05%	34,466	27,506	6.38	8.00
TAFT	117	22	0.05%	7,414	5,687	29.67	38.68
VAL VERDE	24	22	0.05%	3,292	2,399	66.83	91.70
WINTON	39	22	0.05%	11,986	8,102	18.35	27.15
DANVILLE	29	21	0.05%	43,449	32,420	4.83	6.48
MARINA	65	21	0.05%	22,253	17,648	9.44	11.90
MOJAVE	91	21	0.05%	3,865	2,747	54.33	76.45
MURRIETA	42	21	0.05%	111,899	81,499	1.88	2.58
OROVILLE	127	21	0.05%	20,283	15,335	10.35	13.69
SANGER	99	21	0.05%	26,553	18,788	7.91	11.18
WINTERS	46	21	0.05%	7,270	5,618	28.89	37.38
ANZA	76	20	0.04%	1,959	1,520	102.09	131.58
LAKE FOREST	61	20	0.04%	85,583	68,099	2.34	2.94
LANDERS*	44	20	0.04%				
MARTINEZ	51	20	0.04%	37,093	29,377	5.39	6.81
PINOLE	49	20	0.04%	18,946	15,606	10.56	12.82
SAN CLEMENTE	111	20	0.04%	64,232	50,219	3.11	3.98
WOODLAND	36	20	0.04%	61,227	46,822	3.27	4.27
CABAZON	60	19	0.04%	1,946	1,603	97.64	118.53
CYPRESS	45	19	0.04%	49,955	38,351	3.80	4.95
GRASS VALLEY	135	19	0.04%	13,964	11,231	13.61	16.92
GREENFIELD	55	19	0.04%	4,417	2,804	43.02	67.76
GREENFIELD	55	19	0.04%	18,998	11,989	10.00	15.85

NICE	35	19	0.04%	2,389	1,928	79.53	98.55
OROSI	69	19	0.04%	9,100	6,194	20.88	30.67
PALO ALTO	41	19	0.04%	67,901	52,684	2.80	3.61
RAMONA	52	19	0.04%	22,118	17,315	8.59	10.97
SCOTTS VALLEY	23	19	0.04%	12,239	10,239	15.52	18.56
SELMA	41	19	0.04%	24,576	17,988	7.73	10.56
WALNUT	29	19	0.04%	28,212	22,899	6.73	8.30
WHEATLAND	40	19	0.04%	3,702	2,643	51.32	71.89
BERMUDA DUNES	20	18	0.04%	7,306	5,893	24.64	30.54
BORON	29	18	0.04%	2,469	1,825	72.90	98.63
DELHI	33	18	0.04%	10,896	7,663	16.52	23.49
DOS RIOS*	19	18	0.04%				
GRENADA	18	18	0.04%	230	206	782.61	873.79
LAMONT	56	18	0.04%	13,715	9,241	13.12	19.48
LITTLEROCK	44	18	0.04%	1,509	1,018	119.28	176.82
LOMA LINDA	107	18	0.04%	24,883	20,121	7.23	8.95
ORANGEVALE	66	18	0.04%	35,852	28,232	5.02	6.38
SALIDA	23	18	0.04%	14,849	11,768	12.12	15.30
SAN JUAN CAPISTRANO	45	18	0.04%	35,099	26,987	5.13	6.67
SHAFTER	68	18	0.04%	20,162	13,362	8.93	13.47
TUSTIN	55	18	0.04%	79,514	60,534	2.26	2.97
ALTADENA	81	17	0.04%	42,719	34,008	3.98	5.00
ARVIN	71	17	0.04%	19,613	12,481	8.67	13.62
KERMAN	30	17	0.04%	15,980	10,718	10.64	15.86
LA HABRA	46	17	0.04%	62,904	49,105	2.70	3.46
LAGUNA BEACH	28	17	0.04%	22,943	19,330	7.41	8.79
LOMITA	55	17	0.04%	20,662	16,504	8.23	10.30
WOODLAKE	56	17	0.04%	7,495	5,088	22.68	33.41
ARTESIA	36	16	0.04%	16,237	13,029	9.85	12.28
BEVERLY HILLS	31	16	0.04%	32,406	26,737	4.94	5.98
BISHOP	62	16	0.04%	3,802	3,359	42.08	47.63
FOUNTAIN VALLEY	43	16	0.04%	56,754	45,815	2.82	3.49
LOS GATOS	21	16	0.04%	33,093	25,531	4.83	6.27
LUCERNE	30	16	0.04%	3,085	2,606	51.86	61.40
MAYWOOD	46	16	0.04%	25,009	18,103	6.40	8.84
REDWOOD VALLEY	31	16	0.04%	1,623	1,279	98.58	125.10
ALPAUGH	27	15	0.03%	880	502	170.45	298.80
ARBUCKLE	26	15	0.03%	3,072	2,304	48.83	65.10
BRAWLEY	77	15	0.03%	26,509	18,475	5.66	8.12
CASTAIC	38	15	0.03%	18,643	13,585	8.05	11.04
DORRIS	62	15	0.03%	832	579	180.29	259.07
DOS PALOS	57	15	0.03%	5,755	4,463	26.06	33.61
LA CRESCENTA-MONTROSE	45	15	0.03%	20,092	15,182	7.47	9.88

LA MIRADA	45	15	0.03%	47,644	38,623	3.15	3.88
LOWER LAKE	36	15	0.03%	1,326	844	113.12	177.73
NEVADA CITY	32	15	0.03%	3,142	2,691	47.74	55.74
SONORA	58	15	0.03%	4,963	3,818	30.22	39.29
THERMAL	36	15	0.03%	1,352	1,039	110.95	144.37
VALLEY CENTER	25	15	0.03%	10,929	8,326	13.72	18.02
CALEXICO	24	14	0.03%	38,599	27,464	3.63	5.10
CATHEDRAL CITY	33	14	0.03%	51,964	41,479	2.69	3.38
COARSEGOLD	39	14	0.03%	4,578	3,670	30.58	38.15
EL CENTRO	36	14	0.03%	44,184	30,908	3.17	4.53
HAYFORK	45	14	0.03%	3,227	2,895	43.38	48.36
IMPERIAL BEACH	38	14	0.03%	26,157	20,311	5.35	6.89
LAKEPORT	55	14	0.03%	5,014	3,949	27.92	35.45
LLANO*	29	14	0.03%				
MILPITAS	74	14	0.03%	79,092	62,724	1.77	2.23
PLEASANTON	61	14	0.03%	78,691	60,202	1.78	2.33
RANCHO MIRAGE	31	14	0.03%	17,257	15,764	8.11	8.88
SAN LORENZO	52	14	0.03%	29,759	24,076	4.70	5.81
SIGNAL HILL	61	14	0.03%	11,678	9,401	11.99	14.89
SOMERSET*	27	14	0.03%				
SQUAW VALLEY	26	14	0.03%	4,568	3,051	30.65	45.89
TWAIN HARTE	19	14	0.03%	2,154	1,858	65.00	75.35
TWIN PEAKS*	30	14	0.03%				
UPPER LAKE	56	14	0.03%	954	852	146.75	164.32
WELDON	35	14	0.03%	2,602	2,214	53.80	63.23
ARCATA	39	13	0.03%	18,536	16,221	7.01	8.01
CALIENTE*	19	13	0.03%				
CAPITOLA	23	13	0.03%	9,921	8,520	13.10	15.26
CERRITOS	37	13	0.03%	49,016	39,948	2.65	3.25
COLUMBIA	16	13	0.03%	2,439	1,887	53.30	68.89
EMPIRE	18	13	0.03%	3,726	2,895	34.89	44.91
PARADISE	32	13	0.03%	6,666	5,668	19.50	22.94
PARADISE	32	13	0.03%	183	174	710.38	747.13
PLACENTIA	71	13	0.03%	51,797	39,609	2.51	3.28
RIVERBANK	93	13	0.03%	24,803	17,340	5.24	7.50
SANTEE	89	13	0.03%	59,497	45,915	2.18	2.83
SEASIDE	46	13	0.03%	32,291	25,098	4.03	5.18
SILVER LAKES	41	13	0.03%	5,532	4,251	23.50	30.58
SOUTH EL MONTE	58	13	0.03%	19,694	15,185	6.60	8.56
TRABUCO CANYON	17	13	0.03%	1,275	1,130	101.96	115.04
AGUA DULCE	27	12	0.03%	3,161	2,688	37.96	44.64
ARROYO GRANDE	56	12	0.03%	18,435	14,820	6.51	8.10
DANA POINT	25	12	0.03%	33,025	27,127	3.63	4.42

LAGUNA NIGUEL	33	12	0.03%	64,259	53,340	1.87	2.25
MONTEREY	50	12	0.03%	30,007	25,828	4.00	4.65
PARLIER	30	12	0.03%	14,625	9,891	8.21	12.13
PILOT HILL*	32	12	0.03%				
PLEASANT HILL	28	12	0.03%	34,504	27,684	3.48	4.33
SUISUN CITY	57	12	0.03%	29,350	22,308	4.09	5.38
YORBA LINDA	64	12	0.03%	68,035	52,571	1.76	2.28
ALISO VIEJO	24	11	0.02%	51,896	39,070	2.12	2.82
CAMERON PARK	60	11	0.02%	17,995	14,738	6.11	7.46
CASTROVILLE	39	11	0.02%	6,620	4,350	16.62	25.29
CLOVERDALE	54	11	0.02%	8,964	7,108	12.27	15.48
CORCORAN	35	11	0.02%	22,808	18,026	4.82	6.10
EAST PALO ALTO	40	11	0.02%	29,520	22,746	3.73	4.84
GRAND TERRACE	69	11	0.02%	13,104	10,301	8.39	10.68
KEYES	19	11	0.02%	5,827	3,721	18.88	29.56
LA VERNE	26	11	0.02%	31,239	25,284	3.52	4.35
MALIBU	53	11	0.02%	10,698	8,536	10.28	12.89
MOORPARK	30	11	0.02%	36,073	27,611	3.05	3.98
NEWMAN	26	11	0.02%	12,275	9,066	8.96	12.13
POWAY	34	11	0.02%	48,737	37,916	2.26	2.90
SAN CARLOS	28	11	0.02%	30,490	23,349	3.61	4.71
SUNNYVALE	125	11	0.02%	154,573	123,779	0.71	0.89
BIG BEAR**	39	10	0.02%				
CLEMENTS*	10	10	0.02%				
EAST LOS ANGELES	45	10	0.02%	117,222	88,405	0.85	1.13
GRIDLEY	60	10	0.02%	7,444	5,128	13.43	19.50
HAWAIIAN GARDENS	42	10	0.02%	14,011	10,437	7.14	9.58
JACKSON	29	10	0.02%	5,004	4,121	19.98	24.27
KINGSBURG	33	10	0.02%	12,490	9,259	8.01	10.80
MARICOPA	25	10	0.02%	1,217	863	82.17	115.87
MONROVIA	41	10	0.02%	37,656	29,411	2.66	3.40
NORCO	48	10	0.02%	25,328	20,745	3.95	4.82
NORTH FORK	15	10	0.02%	3,279	2,803	30.50	35.68
PALOS VERDES ESTATES	24	10	0.02%	13,219	10,169	7.56	9.83
PRUNEDALE	34	10	0.02%	19,372	14,140	5.16	7.07
STEVENSON RANCH	21	10	0.02%	20,484	14,981	4.88	6.68
SUSANVILLE	32	10	0.02%	15,737	13,370	6.35	7.48
WINDSOR	58	10	0.02%	26,320	20,220	3.80	4.95
ZAMORA*	10	10	0.02%				
BONSALL	20	9	0.02%	4,131	3,304	21.79	27.24
BURLINGAME	30	9	0.02%	30,995	23,943	2.90	3.76
CARLOTTA*	11	9	0.02%				
CRESTLINE	38	9	0.02%	9,335	7,616	9.64	11.82

EL SEGUNDO	17	9	0.02%	17,081	13,531	5.27	6.65
EXETER	46	9	0.02%	10,327	7,201	8.72	12.50
FRAZIER PARK	83	9	0.02%	2,719	2,344	33.10	38.40
GEORGETOWN	19	9	0.02%	2,546	2,198	35.35	40.95
GREENVILLE	13	9	0.02%	705	542	127.66	166.05
HEALDSBURG	14	9	0.02%	11,481	9,682	7.84	9.30
LAKE ISABELLA	87	9	0.02%	3,514	2,435	25.61	36.96
MECCA	13	9	0.02%	6,313	5,066	14.26	17.77
MILLBRAE	22	9	0.02%	22,825	18,506	3.94	4.86
MISSION HILLS	22	9	0.02%	3,458	2,609	26.03	34.50
MOUNT SHASTA	11	9	0.02%	3,235	2,814	27.82	31.98
SHANDON	11	9	0.02%	1,031	749	87.29	120.16
SHINGLE SPRINGS	18	9	0.02%	3,703	2,975	24.30	30.25
ZENIA*	16	9	0.02%				
ALPINE	28	8	0.02%	15,911	12,266	5.03	6.52
ANGELS CAMP	8	8	0.02%	3,714	3,019	21.54	26.50
APTOS	20	8	0.02%	6,614	5,693	12.10	14.05
COLFAX	34	8	0.02%	2,230	1,684	35.87	47.51
COLMA	24	8	0.02%	1,376	1,075	58.14	74.42
CUDAHY	24	8	0.02%	22,657	16,395	3.53	4.88
CUTLER	16	8	0.02%	4,429	2,893	18.06	27.65
FAIR OAKS	62	8	0.02%	32,754	26,646	2.44	3.00
FIREBAUGH	11	8	0.02%	8,139	5,290	9.83	15.12
GROVER BEACH	19	8	0.02%	12,757	10,013	6.27	7.99
HUGHSON	15	8	0.02%	7,523	5,701	10.63	14.03
IMPERIAL	15	8	0.02%	20,430	13,272	3.92	6.03
LA QUINTA	49	8	0.02%	37,933	31,001	2.11	2.58
LAGUNA HILLS	19	8	0.02%	31,170	25,337	2.57	3.16
LAKE MATHEWS	8	8	0.02%	6,494	4,550	12.32	17.58
MENDOTA	20	8	0.02%	12,603	7,754	6.35	10.32
NUEVO	28	8	0.02%	7,305	5,108	10.95	15.66
OJAI	38	8	0.02%	7,610	6,130	10.51	13.05
ORANGE COVE	27	8	0.02%	9,635	5,992	8.30	13.35
PEARBLOSSOM*	19	8	0.02%				
RIPON	29	8	0.02%	16,092	11,913	4.97	6.72
RUNNING SPRINGS	14	8	0.02%	4,589	3,455	17.43	23.15
SANTA MARGARITA	10	8	0.02%	698	698	114.61	114.61
SHASTA LAKE	30	8	0.02%	10,361	7,928	7.72	10.09
VERNON	19	8	0.02%	329	216	243.16	370.37
CANYON LAKE	9	7	0.02%	11,108	8,684	6.30	8.06
CLEARLAKE OAKS	46	7	0.02%	2,074	1,832	33.75	38.21
CORNING	26	7	0.02%	8,196	6,081	8.54	11.51
COTTONWOOD	14	7	0.02%	2,802	1,509	24.98	46.39

COTTONWOOD	14	7	0.02%	5,893	4,573	11.88	15.31
DEL MAR	15	7	0.02%	3,956	3,395	17.69	20.62
DENAIR	29	7	0.02%	4,289	3,393	16.32	20.63
EL DORADO*	46	7	0.02%				
EL MIRAGE*	51	7	0.02%				
FOWLER	35	7	0.02%	6,819	4,800	10.27	14.58
GRANITE BAY	19	7	0.02%	22,180	17,004	3.16	4.12
HALF MOON BAY	18	7	0.02%	11,633	9,502	6.02	7.37
HINKLEY*	19	7	0.02%				
IONE	15	7	0.02%	5,364	4,363	13.05	16.04
ISLETON	19	7	0.02%	538	411	130.11	170.32
KING CITY	34	7	0.02%	13,471	8,660	5.20	8.08
LOOMIS	44	7	0.02%	6,831	5,536	10.25	12.64
MARINA DEL REY	44	7	0.02%	10,274	8,927	6.81	7.84
MORONGO VALLEY	22	7	0.02%	3,387	2,754	20.67	25.42
OAK RUN	86	7	0.02%	561	336	124.78	208.33
ORLAND	24	7	0.02%	8,221	5,530	8.51	12.66
PENN VALLEY	28	7	0.02%	1,188	1,027	58.92	68.16
PIXLEY	39	7	0.02%	3,811	2,492	18.37	28.09
SALTON CITY	18	7	0.02%	6,202	4,919	11.29	14.23
SEELEY	7	7	0.02%	1,756	1,256	39.86	55.73
TERRA BELLA	38	7	0.02%	1,806	1,172	38.76	59.73
BODFISH	31	6	0.01%	2,320	1,785	25.86	33.61
BORREGO SPRINGS	8	6	0.01%	2,946	2,602	20.37	23.06
CALABASAS	28	6	0.01%	23,106	18,214	2.60	3.29
DUARTE	37	6	0.01%	21,686	18,019	2.77	3.33
EL SOBRANTE	26	6	0.01%	15,497	12,561	3.87	4.78
EL SOBRANTE	26	6	0.01%	12,127	9,364	4.95	6.41
HILMAR-IRWIN	11	6	0.01%	6,484	4,644	9.25	12.92
HOMELAND	18	6	0.01%	6,221	4,635	9.64	12.94
INYOKERN	25	6	0.01%	922	668	65.08	89.82
IRWINDALE	21	6	0.01%	1,343	1,071	44.68	56.02
LAFAYETTE	22	6	0.01%	25,310	19,188	2.37	3.13
LAYTONVILLE	44	6	0.01%	552	471	108.70	127.39
MCFARLAND	13	6	0.01%	13,971	9,079	4.29	6.61
MENLO PARK	53	6	0.01%	33,324	25,711	1.80	2.33
OCEANO	39	6	0.01%	7,287	5,681	8.23	10.56
OREGON HOUSE*	10	6	0.01%				
PINE GROVE	6	6	0.01%	3,386	2,890	17.72	20.76
PINE VALLEY	34	6	0.01%	1,778	1,394	33.75	43.04
PISMO BEACH	48	6	0.01%	8,050	7,098	7.45	8.45
RESCUE*	21	6	0.01%				
ROUGH AND READY	6	6	0.01%	623	502	96.31	119.52

SAN MARTIN	12	6	0.01%	6,289	5,389	9.54	11.13
SAN RAFAEL	17	6	0.01%	60,891	49,672	0.99	1.21
SUGARLOAF*	6	6	0.01%				
TEMPLE CITY	31	6	0.01%	36,165	28,468	1.66	2.11
WEED	15	6	0.01%	2,845	2,362	21.09	25.40
WILLIAMS	18	6	0.01%	5,539	3,846	10.83	15.60
WINCHESTER	24	6	0.01%	2,917	2,444	20.57	24.55
AVENAL	13	5	0.01%	13,423	9,642	3.72	5.19
BIG RIVER	13	5	0.01%	1,028	887	48.64	56.37
COLLEGE CITY	5	5	0.01%	343	218	145.77	229.36
CUPERTINO	18	5	0.01%	59,763	45,320	0.84	1.10
EL CERRITO	21	5	0.01%	25,869	21,423	1.93	2.33
EL CERRITO	21	5	0.01%	5,328	4,216	9.38	11.86
GONZALES	16	5	0.01%	8,581	6,232	5.83	8.02
GUINDA	5	5	0.01%	194	169	257.73	295.86
IVANHOE	54	5	0.01%	4,329	2,983	11.55	16.76
MACDOEL	5	5	0.01%	143	110	349.65	454.55
MAD RIVER	28	5	0.01%	322	263	155.28	190.11
MENTONE	13	5	0.01%	9,707	7,327	5.15	6.82
MIDWAY CITY	58	5	0.01%	8,032	6,314	6.23	7.92
MORRO BAY	26	5	0.01%	10,766	9,417	4.64	5.31
NEWBERRY SPRINGS*	24	5	0.01%				
ORINDA	11	5	0.01%	19,477	14,707	2.57	3.40
PALA	13	5	0.01%	988	685	50.61	72.99
PAUMA VALLEY*	9	5	0.01%				
PESCADERO	9	5	0.01%	349	312	143.27	160.26
PLANADA	7	5	0.01%	3,494	2,573	14.31	19.43
PLUMAS LAKE	17	5	0.01%	8,301	5,485	6.02	9.12
RANCHO PALOS VERDES	24	5	0.01%	41,805	33,054	1.20	1.51
SAN MARINO	5	5	0.01%	12,442	9,548	4.02	5.24
SAN MIGUEL	16	5	0.01%	4,004	3,048	12.49	16.40
SAN MIGUEL	16	5	0.01%	2,756	1,897	18.14	26.36
SANTA YNEZ	25	5	0.01%	4,716	3,803	10.60	13.15
SHINGLETOWN	34	5	0.01%	2,248	2,054	22.24	24.34
SUNNYSIDE-TAHOE CITY	9	5	0.01%	1,536	1,196	32.55	41.81
TRUCKEE	31	5	0.01%	16,784	13,122	2.98	3.81
WATERFORD	26	5	0.01%	9,165	6,491	5.46	7.70
WHITEWATER	16	5	0.01%	1,194	939	41.88	53.25
WILTON	10	5	0.01%	6,663	5,467	7.50	9.15
WOODCREST	5	5	0.01%	17,378	13,246	2.88	3.77
ACAMPO	16	4	0.01%	255	238	156.86	168.07
ALBANY	18	4	0.01%	20,027	15,143	2.00	2.64
BASSETT*	19	4	0.01%				

CALIMESA	22	4	0.01%	10,366	8,115	3.86	4.93
CAMBRIA	7	4	0.01%	5,825	5,018	6.87	7.97
COBB	9	4	0.01%	685	643	58.39	62.21
DAGGETT*	9	4	0.01%				
DAVIS	25	4	0.01%	67,203	57,729	0.60	0.69
DISCOVERY BAY	7	4	0.01%	15,362	11,967	2.60	3.34
DOBBINS	5	4	0.01%	420	392	95.24	102.04
ESCALON	31	4	0.01%	7,456	5,734	5.36	6.98
FOSTER CITY	10	4	0.01%	33,215	25,757	1.20	1.55
JAMESTOWN	17	4	0.01%	3,742	2,976	10.69	13.44
JAMUL	44	4	0.01%	6,018	5,028	6.65	7.96
LA CANADA FLINTRIDGE	34	4	0.01%	20,378	14,704	1.96	2.72
LAKE ARROWHEAD	13	4	0.01%	10,189	8,244	3.93	4.85
LOS ALAMITOS	25	4	0.01%	11,728	8,889	3.41	4.50
MARIN CITY	10	4	0.01%	3,419	2,661	11.70	15.03
MARTHUR	6	4	0.01%	425	273	94.12	146.52
MILL VALLEY	22	4	0.01%	14,199	11,180	2.82	3.58
NILAND	9	4	0.01%	602	313	66.45	127.80
OAK PARK	10	4	0.01%	13,627	10,204	2.94	3.92
OAKLEY	54	4	0.01%	43,525	32,455	0.92	1.23
RICHGROVE	9	4	0.01%	1,837	1,278	21.77	31.30
RIO VISTA	15	4	0.01%	10,074	9,332	3.97	4.29
RODEO	20	4	0.01%	9,334	7,407	4.29	5.40
ROHNERT PARK	14	4	0.01%	44,461	35,559	0.90	1.12
SAGE	6	4	0.01%	2,818	2,154	14.19	18.57
SEBASTOPOL	28	4	0.01%	7,503	6,250	5.33	6.40
SOLEDAD	25	4	0.01%	24,781	18,920	1.61	2.11
SOLVANG	9	4	0.01%	6,035	5,020	6.63	7.97
SUTTER CREEK	5	4	0.01%	2,659	2,272	15.04	17.61
THORNTON	6	4	0.01%	873	594	45.82	67.34
UNIVERSAL CITY*	11	4	0.01%				
WESTLAKE VILLAGE	14	4	0.01%	7,948	6,467	5.03	6.19
ACTON	27	3	0.01%	7,286	5,906	4.12	5.08
AGUANGA	4	3	0.01%	603	478	49.75	62.76
BAKER	6	3	0.01%	553	394	54.25	76.14
BASS LAKE	7	3	0.01%	318	286	94.34	104.90
BELMONT	8	3	0.01%	27,820	21,431	1.08	1.40
BONITA	5	3	0.01%	13,473	10,965	2.23	2.74
BOULDER CREEK	6	3	0.01%	5,492	4,788	5.46	6.27
BREA	19	3	0.01%	47,099	36,669	0.64	0.82
BURNEY	20	3	0.01%	3,186	2,261	9.42	13.27
BYRON	9	3	0.01%	1,918	1,527	15.64	19.65
CALIFORNIA CITY	7	3	0.01%	15,002	11,535	2.00	2.60

CHALLENGE-BROWNSVILLE	6	3	0.01%	866	692	34.64	43.35
CHINESE CAMP	5	3	0.01%	54	54	555.56	555.56
COALINGA	12	3	0.01%	17,488	13,365	1.72	2.24
COTATI	10	3	0.01%	7,545	6,050	3.98	4.96
CRESTON	4	3	0.01%	0	0		
DUCOR	8	3	0.01%	701	410	42.80	73.17
DULZURA*	13	3	0.01%				
ETNA	10	3	0.01%	717	563	41.84	53.29
FREEDOM	13	3	0.01%	3,360	2,341	8.93	12.82
FRENCH CAMP	15	3	0.01%	3,860	3,328	7.77	9.01
FRENCH GULCH	4	3	0.01%	283	226	106.01	132.74
GARDEN VALLEY*	27	3	0.01%				
GUADALUPE	7	3	0.01%	8,272	5,343	3.63	5.61
GUERNEVILLE	11	3	0.01%	4,764	4,291	6.30	6.99
HERCULES	13	3	0.01%	26,041	20,889	1.15	1.44
HOMEWOOD*	3	3	0.01%				
HOPLAND	10	3	0.01%	1,025	818	29.27	36.67
HORNBROOK	4	3	0.01%	381	239	78.74	125.52
LAKEHEAD	13	3	0.01%	569	540	52.72	55.56
LIVE OAK	18	3	0.01%	17,707	14,564	1.69	2.06
LIVE OAK	18	3	0.01%	9,222	6,526	3.25	4.60
LOS ALTOS	8	3	0.01%	31,133	23,552	0.96	1.27
MAGALIA	8	3	0.01%	9,245	7,436	3.24	4.03
MILLVILLE	3	3	0.01%	794	723	37.78	41.49
NORTH RICHMOND	4	3	0.01%	3,734	2,641	8.03	11.36
OAK HILLS	10	3	0.01%	7,838	6,342	3.83	4.73
OAK VIEW	14	3	0.01%	6,468	5,197	4.64	5.77
PENRYN	8	3	0.01%	1,112	913	26.98	32.86
RANCHO DOMINGUEZ*	13	3	0.01%				
RANCHO SANTA MARGARITA	9	3	0.01%	47,702	36,770	0.63	0.82
RAYMOND*	6	3	0.01%				
SEAL BEACH	18	3	0.01%	25,046	21,700	1.20	1.38
SIERRA MADRE	8	3	0.01%	11,151	9,118	2.69	3.29
SMARTSVILLE	3	3	0.01%	379	313	79.16	95.85
SOMIS	20	3	0.01%	1,083	923	27.70	32.50
ST. HELENA	5	3	0.01%	5,426	4,545	5.53	6.60
STONYFORD	8	3	0.01%	82	71	365.85	422.54
STRATHMORE	28	3	0.01%	2,993	1,846	10.02	16.25
TAHOE VISTA	5	3	0.01%	1,171	992	25.62	30.24
TEMPLETON	19	3	0.01%	8,614	6,609	3.48	4.54
TIPTON	13	3	0.01%	3,170	2,097	9.46	14.31
TOPANGA	14	3	0.01%	8,202	6,550	3.66	4.58
WALLACE	3	3	0.01%	350	350	85.71	85.71

WHITMORE	22	3	0.01%	272	247	110.29	121.46
ALLENSWORTH	4	2	0.00%	459	312	43.57	64.10
BETHEL ISLAND	11	2	0.00%	1,993	1,694	10.04	11.81
BIGGS	2	2	0.00%	2,665	1,877	7.50	10.66
BLUE JAY*	4	2	0.00%				
BODEGA	2	2	0.00%	547	383	36.56	52.22
BODEGA BAY	7	2	0.00%	1,186	1,057	16.86	18.92
BOLINAS	2	2	0.00%	1,280	1,179	15.63	16.96
BOULEVARD	18	2	0.00%	359	359	55.71	55.71
BRADLEY	11	2	0.00%	85	64	235.29	312.50
BRISBANE	10	2	0.00%	4,756	3,797	4.21	5.27
BROWNS VALLEY*	7	2	0.00%				
BUELLTON	14	2	0.00%	5,151	3,954	3.88	5.06
BUTTONWILLOW	23	2	0.00%	1,148	755	17.42	26.49
CALIPATRIA	5	2	0.00%	6,579	5,539	3.04	3.61
CAMINO	4	2	0.00%	2,002	1,644	9.99	12.17
CEDARPINES PARK*	2	2	0.00%				
COPPEROPOLIS	8	2	0.00%	3,819	2,996	5.24	6.68
CORTE MADERA	6	2	0.00%	10,155	7,574	1.97	2.64
CROWS LANDING	5	2	0.00%	212	193	94.34	103.63
DOUGLAS CITY	7	2	0.00%	1,103	788	18.13	25.38
DRYTOWN	2	2	0.00%	60	51	333.33	392.16
EDGEWOOD	2	2	0.00%	46	30	434.78	666.67
ELVERTA	20	2	0.00%	5,102	4,151	3.92	4.82
FALL RIVER MILLS	6	2	0.00%	678	502	29.50	39.84
FORESTHILL	42	2	0.00%	1,178	749	16.98	26.70
FORT BRAGG	9	2	0.00%	7,007	5,254	2.85	3.81
GOLD RIVER	6	2	0.00%	7,910	6,469	2.53	3.09
GOSHEN	10	2	0.00%	4,974	3,280	4.02	6.10
GRIZZLY FLATS	10	2	0.00%	1,374	982	14.56	20.37
GROVELAND	6	2	0.00%	591	553	33.84	36.17
GUALALA*	7	2	0.00%				
HEBER	3	2	0.00%	7,910	5,641	2.53	3.55
HI VISTA*	2	2	0.00%				
HIDDEN VALLEY LAKE	7	2	0.00%	5,852	4,495	3.42	4.45
JULIAN	6	2	0.00%	1,377	1,268	14.52	15.77
KENTFIELD	3	2	0.00%	7,410	5,526	2.70	3.62
KERVILLE	9	2	0.00%	836	624	23.92	32.05
KINGS BEACH	6	2	0.00%	2,589	2,024	7.72	9.88
KNIGHTS FERRY	2	2	0.00%	72	62	277.78	322.58
KNIGHTS LANDING	8	2	0.00%	987	712	20.26	28.09
LA PALMA	7	2	0.00%	15,522	12,530	1.29	1.60
LADERA RANCH	7	2	0.00%	24,323	15,660	0.82	1.28

LAGUNA WOODS	10	2	0.00%	17,452	17,401	1.15	1.15
LAKE LOS ANGELES	13	2	0.00%	13,097	8,700	1.53	2.30
LOS MOLINOS	4	2	0.00%	1,649	1,101	12.13	18.17
LOS OSOS	5	2	0.00%	15,523	12,750	1.29	1.57
MAMMOTH LAKES	11	2	0.00%	7,253	5,771	2.76	3.47
MIRAMONTE*	4	2	0.00%				
MONTE RIO	3	2	0.00%	771	731	25.94	27.36
MONTGOMERY CREEK	3	2	0.00%	214	205	93.46	97.56
MOUNTAIN HOUSE	7	2	0.00%	23,590	16,241	0.85	1.23
NICOLAUS	6	2	0.00%	125	98	160.00	204.08
ORICK	6	2	0.00%	308	253	64.94	79.05
PACHECO	3	2	0.00%	5,041	4,228	3.97	4.73
PORTOLA	2	2	0.00%	2,427	1,827	8.24	10.95
POTTER VALLEY	12	2	0.00%	537	390	37.24	51.28
RACKERBY	4	2	0.00%	222	172	90.09	116.28
RANCHO MURIETA	7	2	0.00%	5,728	4,610	3.49	4.34
RIO OSO	14	2	0.00%	368	232	54.35	86.21
RIVERDALE	2	2	0.00%	2,756	2,018	7.26	9.91
ROBBINS	7	2	0.00%	341	237	58.65	84.39
ROUND MOUNTAIN	7	2	0.00%	100	89	200.00	224.72
RYER ISLAND*	2	2	0.00%				
SAN JOAQUIN	3	2	0.00%	3,725	2,281	5.37	8.77
STRAWBERRY VALLEY*	2	2	0.00%				
TEMESCAL VALLEY	2	2	0.00%	28,227	21,148	0.71	0.95
TUOLUMNE CITY	11	2	0.00%	1,297	927	15.42	21.57
WALNUT GROVE	4	2	0.00%	814	640	24.57	31.25
WESTMORLAND	10	2	0.00%	2,010	1,251	9.95	15.99
WESTPORT*	3	2	0.00%				
WOFFORD HEIGHTS	17	2	0.00%	2,267	2,094	8.82	9.55
WOODSIDE	3	2	0.00%	5,256	4,007	3.81	4.99
AGOURA HILLS	10	1	0.00%	20,088	15,468	0.50	0.65
AHWAHNEE	23	1	0.00%	1,896	1,694	5.27	5.90
ALAMO	2	1	0.00%	14,355	11,305	0.70	0.88
ANGELUS OAKS*	3	1	0.00%				
ATHERTON	14	1	0.00%	7,124	5,705	1.40	1.75
AVALON	2	1	0.00%	3,441	2,635	2.91	3.80
AVILA BEACH	1	1	0.00%	1,599	1,497	6.25	6.68
BIOLA	2	1	0.00%	1,335	823	7.49	12.15
BLUE LAKE	1	1	0.00%	841	738	11.89	13.55
CANTIL*	2	1	0.00%				
CAPAY*	2	1	0.00%				
CARMEL-BY-THE-SEA	17	1	0.00%	3,239	2,946	3.09	3.39
CARPINTERIA	8	1	0.00%	13,187	10,576	0.76	0.95

CARUTHERS	1	1	0.00%	1,950	1,345	5.13	7.43
CASTELLA	1	1	0.00%	255	221	39.22	45.25
CAYUCOS	1	1	0.00%	2,361	2,249	4.24	4.45
CEDAR GLEN*	2	1	0.00%				
CHESTER	1	1	0.00%	2,271	1,919	4.40	5.21
CLAYTON	2	1	0.00%	11,070	8,469	0.90	1.18
DAVENPORT	2	1	0.00%	650	449	15.38	22.27
DEL REY	2	1	0.00%	1,491	1,067	6.71	9.37
DEL REY OAKS	3	1	0.00%	1,611	1,401	6.21	7.14
DIAMOND SPRINGS	4	1	0.00%	12,197	9,588	0.82	1.04
DILLON BEACH	1	1	0.00%	442	338	22.62	29.59
DUNNIGAN	5	1	0.00%	1,045	827	9.57	12.09
DUNSMUIR	1	1	0.00%	1,756	1,364	5.69	7.33
EL GRANADA	1	1	0.00%	5,651	4,636	1.77	2.16
ELDRIDGE	2	1	0.00%	730	658	13.70	15.20
ESPARTO	9	1	0.00%	3,600	2,391	2.78	4.18
FELLOWS	1	1	0.00%	62	56	161.29	178.57
FELTON	4	1	0.00%	3,701	3,170	2.70	3.15
FIDDLETOWN	2	1	0.00%	56	56	178.57	178.57
FINLEY*	1	1	0.00%				
FOREST FALLS*	5	1	0.00%				
GEYSERVILLE	12	1	0.00%	837	721	11.95	13.87
GLENHAVEN*	2	1	0.00%				
GOFFS*	2	1	0.00%				
GOLD RUN**	7	1	0.00%				
GOLETA	39	1	0.00%	32,640	26,247	0.31	0.38
GORMAN*	8	1	0.00%				
GRATON	1	1	0.00%	1,671	1,248	5.98	8.01
GRAYSON	1	1	0.00%	1,593	1,197	6.28	8.35
GREENWOOD*	4	1	0.00%				
HERALD	4	1	0.00%	1,050	948	9.52	10.55
HICKMAN	3	1	0.00%	810	635	12.35	15.75
HONEYDEW*	1	1	0.00%				
HORSE CREEK*	1	1	0.00%				
INDIAN WELLS	8	1	0.00%	4,832	4,546	2.07	2.20
INDUSTRY	21	1	0.00%	234	160	42.74	62.50
JACUMBA	2	1	0.00%	857	824	11.67	12.14
JANESVILLE	2	1	0.00%	2,641	2,240	3.79	4.46
LA HONDA	5	1	0.00%	1,422	1,150	7.03	8.70
LEBEC	5	1	0.00%	913	803	10.95	12.45
LEONA VALLEY	2	1	0.00%	1,569	1,266	6.37	7.90
LINDA	1	1	0.00%	23,262	16,054	0.43	0.62
LINDEN	4	1	0.00%	1,845	1,327	5.42	7.54

LOCH LOMOND*	1	1	0.00%				
LOMA RICA	1	1	0.00%	2,605	2,170	3.84	4.61
LOS ALAMOS	1	1	0.00%	834	744	11.99	13.44
LOST HILLS	11	1	0.00%	1,754	1,077	5.70	9.29
LOTUS*	1	1	0.00%				
LYTLE CREEK	7	1	0.00%	528	479	18.94	20.88
MARIPOSA	12	1	0.00%	1,060	893	9.43	11.20
MARTELL	1	1	0.00%	219	163	45.66	61.35
MATHER	18	1	0.00%	4,712	3,292	2.12	3.04
MEADOW VISTA	6	1	0.00%	3,589	2,908	2.79	3.44
MEINERS OAKS	1	1	0.00%	3,914	3,100	2.55	3.23
MERIDIAN	9	1	0.00%	376	281	26.60	35.59
MIRANDA	78	1	0.00%	656	391	15.24	25.58
MUIR BEACH	1	1	0.00%	407	341	24.57	29.33
NEW CUYAMA	2	1	0.00%	669	501	14.95	19.96
NORTH PALM SPRINGS*	3	1	0.00%				
OCOTILLO	2	1	0.00%	146	146	68.49	68.49
ONYX	15	1	0.00%	645	645	15.50	15.50
ORO GRANDE*	4	1	0.00%				
PALO CEDRO	2	1	0.00%	3,396	2,348	2.94	4.26
PAYNES CREEK	1	1	0.00%	37	37	270.27	270.27
PENNGROVE	1	1	0.00%	2,184	1,830	4.58	5.46
PIEDMONT	2	1	0.00%	11,161	8,150	0.90	1.23
PINE MOUNTAIN CLUB	2	1	0.00%	2,195	1,875	4.56	5.33
PINYON PINES*	1	1	0.00%				
PIRU	1	1	0.00%	2,182	1,608	4.58	6.22
PLYMOUTH	13	1	0.00%	1,297	1,076	7.71	9.29
POPLAR-COTTON CENTER	3	1	0.00%	1,918	1,510	5.21	6.62
QUINCY	7	1	0.00%	1,368	1,302	7.31	7.68
RAIL ROAD FLAT	5	1	0.00%	78	51	128.21	196.08
RANCHO MISSION VIEJO	1	1	0.00%	10,697	7,498	0.93	1.33
RANCHO SANTA FE	6	1	0.00%	3,033	2,453	3.30	4.08
REDWOOD ESTATES*	1	1	0.00%				
ROLLING HILLS	4	1	0.00%	1,451	1,164	6.89	8.59
ROLLING HILLS	4	1	0.00%	539	490	18.55	20.41
SALYER	3	1	0.00%	495	429	20.20	23.31
SAN ANSELMO	1	1	0.00%	12,761	9,697	0.78	1.03
SAN GERONIMO	1	1	0.00%	427	334	23.42	29.94
SAN JUAN BAUTISTA	1	1	0.00%	1,976	1,519	5.06	6.58
SANTA FE SPRINGS	28	1	0.00%	18,840	14,690	0.53	0.68
SANTA NELLA	1	1	0.00%	2,055	1,399	4.87	7.15
SANTA ROSA VALLEY	2	1	0.00%	2,508	2,090	3.99	4.78
SARATOGA	8	1	0.00%	30,771	24,764	0.32	0.40

SAUSALITO	11	1	0.00%	7,233	6,664	1.38	1.50
SKY VALLEY	39	1	0.00%	2,307	1,968	4.33	5.08
SLOUGHHOUSE*	2	1	0.00%				
SODA SPRINGS	2	1	0.00%	54	54	185.19	185.19
SOLANA BEACH	3	1	0.00%	12,946	10,311	0.77	0.97
SOQUEL	2	1	0.00%	10,505	8,405	0.95	1.19
SPRING VALLEY LAKE	3	1	0.00%	8,764	6,604	1.14	1.51
SPRINGVILLE	21	1	0.00%	508	457	19.69	21.88
STRAWBERRY	1	1	0.00%	5,632	4,439	1.78	2.25
STRAWBERRY	1	1	0.00%	64	64	156.25	156.25
SUN VILLAGE	1	1	0.00%	11,472	8,286	0.87	1.21
SUTTER	11	1	0.00%	2,848	2,182	3.51	4.58
TRINIDAD	1	1	0.00%	449	398	22.27	25.13
TRONA	8	1	0.00%	0	0		
WALNUT PARK	9	1	0.00%	16,209	12,128	0.62	0.82
WARNER SPRINGS*	5	1	0.00%				
WESTLEY	4	1	0.00%	602	356	16.61	28.09
WESTWOOD	1	1	0.00%	1,116	947	8.96	10.56
WILLOWS	1	1	0.00%	6,201	4,317	1.61	2.32
WINTERHAVEN	17	1	0.00%	53	53	188.68	188.68
WOODACRE	1	1	0.00%	1,389	1,288	7.20	7.76
WOODVILLE	7	1	0.00%	1,830	1,272	5.46	7.86
YERMO	7	1	0.00%	981	867	10.19	11.53
ALBION	7	0	0.00%	222	222	0.00	0.00
ALDERPOINT	6	0	0.00%	91	91	0.00	0.00
ALLENDALE	0	0	0.00%	1,752	1,550	0.00	0.00
ALPINE FOREST**	0	0	0.00%				
ALPINE VILLAGE	0	0	0.00%	220	211	0.00	0.00
ALTA	3	0	0.00%	652	593	0.00	0.00
ALTURAS	29	0	0.00%	2,683	2,079	0.00	0.00
AMADOR CITY	0	0	0.00%	215	186	0.00	0.00
AMBOY*	0	0	0.00%				
ANGWIN	21	0	0.00%	2,731	2,318	0.00	0.00
ANNAPOLIS*	0	0	0.00%				
APPLEGATE*	4	0	0.00%				
ARBOGA*	0	0	0.00%				
ARMONA	3	0	0.00%	4,367	2,849	0.00	0.00
ARNOLD	1	0	0.00%	1,866	1,695	0.00	0.00
AROMAS	8	0	0.00%	2,744	2,326	0.00	0.00
ARTOIS	0	0	0.00%	248	196	0.00	0.00
ASTI*	0	0	0.00%				
AUBERRY	0	0	0.00%	3,032	2,499	0.00	0.00
AVERY	0	0	0.00%	422	367	0.00	0.00

BADGER*	2	0	0.00%				
BANGOR	3	0	0.00%	399	362	0.00	0.00
BARD*	0	0	0.00%				
BEALE AFB	4	0	0.00%	1,107	695	0.00	0.00
BECKWOURTH	1	0	0.00%	457	378	0.00	0.00
BELL CANYON	0	0	0.00%	1,768	1,427	0.00	0.00
BELVEDERE	0	0	0.00%	2,327	1,765	0.00	0.00
BEN LOMOND	1	0	0.00%	7,247	5,609	0.00	0.00
BERRY CREEK	0	0	0.00%	1,006	878	0.00	0.00
BIEBER	1	0	0.00%	151	106	0.00	0.00
BIG BAR*	0	0	0.00%				
BIG BEND	1	0	0.00%	176	115	0.00	0.00
BIG OAK FLAT*	0	0	0.00%				
BIG SUR*	1	0	0.00%				
BLOCKSBURG*	0	0	0.00%				
BLOOMFIELD	0	0	0.00%	197	169	0.00	0.00
BLUE CANYON*	0	0	0.00%				
BOMBAY BEACH	1	0	0.00%	242	174	0.00	0.00
BOONVILLE	0	0	0.00%	995	736	0.00	0.00
BOYES HOT SPRINGS	2	0	0.00%	7,374	5,436	0.00	0.00
BRADBURY	0	0	0.00%	767	677	0.00	0.00
BRANSCOMB*	0	0	0.00%				
BRIDGEPORT	0	0	0.00%	408	373	0.00	0.00
BRIONES*	0	0	0.00%				
BROOKDALE	0	0	0.00%	1,128	1,015	0.00	0.00
BROOKS	9	0	0.00%	0	0		
BURNT RANCH	0	0	0.00%	228	179	0.00	0.00
BURSON*	0	0	0.00%				
BUTTE CITY*	3	0	0.00%				
CALIFORNIA HOT SPRINGS	1	0	0.00%	20	14	0.00	0.00
CALIFORNIA VALLEY*	0	0	0.00%				
CALISTOGA	5	0	0.00%	5,191	4,467	0.00	0.00
CALLAHAN*	0	0	0.00%				
CALPELLA	0	0	0.00%	674	567	0.00	0.00
CAMP MEEKER*	1	0	0.00%				
CAMP NELSON	0	0	0.00%	73	73	0.00	0.00
CAMP PENDLETON**	1	0	0.00%				
CAMPO SECO*	0	0	0.00%				
CAMPTONVILLE	16	0	0.00%	224	181	0.00	0.00
CANYON*	0	0	0.00%				
CANYONDAM	0	0	0.00%	4	4	0.00	0.00
CARMEL VALLEY VILLAGE	1	0	0.00%	4,642	3,962	0.00	0.00

CARNELIAN BAY	0	0	0.00%	534	478	0.00	0.00
CASITAS SPRINGS*	0	0	0.00%				
CASMALIA	0	0	0.00%	64	64	0.00	0.00
CASPAR	0	0	0.00%	360	260	0.00	0.00
CASSEL	0	0	0.00%	228	171	0.00	0.00
CAZADERO	2	0	0.00%	419	324	0.00	0.00
CEDAR GROVE	0	0	0.00%				
CENTRAL VALLEY*	0	0	0.00%				
CHICAGO PARK*	0	0	0.00%				
CHIRIACO SUMMIT*	1	0	0.00%				
CHUALAR	3	0	0.00%	959	661	0.00	0.00
CISCO*	0	0	0.00%				
CLARKSBURG	4	0	0.00%	302	263	0.00	0.00
CLEARLAKE PARK*	0	0	0.00%				
CLIPPER GAP*	0	0	0.00%				
CLYDE	0	0	0.00%	721	668	0.00	0.00
COLEVILLE	0	0	0.00%	388	231	0.00	0.00
COLOMA	0	0	0.00%	279	277	0.00	0.00
COMPTCHE	7	0	0.00%	128	128	0.00	0.00
COOL**	16	0	0.00%				
CORRALITOS	1	0	0.00%	2,154	2,099	0.00	0.00
COTO DE CAZA	0	0	0.00%	15,632	12,114	0.00	0.00
COULTERVILLE	1	0	0.00%	25	25	0.00	0.00
COURTLAND	1	0	0.00%	654	519	0.00	0.00
CRESCENT CITY	0	0	0.00%	6,379	5,596	0.00	0.00
CRESTMORE*	0	0	0.00%				
CROCKETT	6	0	0.00%	3,574	3,076	0.00	0.00
CROWLEY LAKE	0	0	0.00%	1,066	778	0.00	0.00
CUYAMA	2	0	0.00%	9	9	0.00	0.00
DEER PARK	0	0	0.00%	835	733	0.00	0.00
DESCANSO	1	0	0.00%	1,425	1,217	0.00	0.00
DESERT CENTER	1	0	0.00%	191	175	0.00	0.00
DESERT SHORES	0	0	0.00%	360	345	0.00	0.00
DOWNIEVILLE	0	0	0.00%	105	105	0.00	0.00
DOYLE	1	0	0.00%	998	836	0.00	0.00
DUNCANS MILLS*	0	0	0.00%				
DUNLAP*	0	0	0.00%				
DURHAM	0	0	0.00%	6,337	5,286	0.00	0.00
DUTCH FLAT	1	0	0.00%	104	96	0.00	0.00
EARP*	5	0	0.00%				
EAST NICOLAUS	0	0	0.00%	163	144	0.00	0.00
EDWARDS AFB	3	0	0.00%	2,694	1,545	0.00	0.00

EDWARDS*	0	0	0.00%				
EL NIDO	1	0	0.00%	459	270	0.00	0.00
EL RIO	0	0	0.00%	6,418	4,743	0.00	0.00
EL VERANO	0	0	0.00%	3,034	2,598	0.00	0.00
ELIZABETH LAKE	1	0	0.00%	1,764	1,483	0.00	0.00
ELK CREEK	2	0	0.00%	45	45	0.00	0.00
ELK*	1	0	0.00%				
ELMIRA	0	0	0.00%	141	141	0.00	0.00
EMIGRANT GAP*	0	0	0.00%				
ESSEX*	0	0	0.00%				
FAIR PLAY*	5	0	0.00%				
FAIRFAX	4	0	0.00%	1,776	1,275	0.00	0.00
FAIRFAX	4	0	0.00%	7,567	6,293	0.00	0.00
FARMINGTON	1	0	0.00%	111	95	0.00	0.00
FAWNSKIN*	2	0	0.00%				
FERNDALE	0	0	0.00%	1,569	1,329	0.00	0.00
FETTERS HOT SPRINGS-AGUA CALIENTE	0	0	0.00%	4,224	3,231	0.00	0.00
FOREST RANCH	1	0	0.00%	1,686	1,295	0.00	0.00
FORESTVILLE	6	0	0.00%	3,632	2,983	0.00	0.00
FORT JONES	2	0	0.00%	618	436	0.00	0.00
FORT ROSS*	0	0	0.00%				
FORTUNA	1	0	0.00%	12,527	9,759	0.00	0.00
FREMONT VALLEY*	0	0	0.00%				
FRESH POND*	0	0	0.00%				
FRIANT	11	0	0.00%	317	278	0.00	0.00
FULTON	0	0	0.00%	749	576	0.00	0.00
GARBERVILLE	0	0	0.00%	1,815	1,388	0.00	0.00
GAVIOTA*	1	0	0.00%				
GERBER	0	0	0.00%	1,084	775	0.00	0.00
GLEN ELLEN	1	0	0.00%	998	933	0.00	0.00
GLENCOE*	0	0	0.00%				
GLENN*	1	0	0.00%				
GLENNVILLE	1	0	0.00%	33	31	0.00	0.00
GREEN VALLEY	1	0	0.00%	832	696	0.00	0.00
GREEN VALLEY	1	0	0.00%	1,586	1,361	0.00	0.00
GREEN VALLEY LAKE*	1	0	0.00%				
GREENBRAE*	0	0	0.00%				
GRIMES	0	0	0.00%	355	256	0.00	0.00
GUATAY*	1	0	0.00%				
GUSTINE	11	0	0.00%	6,122	4,607	0.00	0.00
HAMILTON CITY	0	0	0.00%	2,191	1,709	0.00	0.00
HAMMONTON*	1	0	0.00%				

HAPPY CAMP	7	0	0.00%	679	573	0.00	0.00
HAT CREEK	0	0	0.00%	71	71	0.00	0.00
HAVASU LAKE*	0	0	0.00%				
HAVILAH*	1	0	0.00%				
HERLONG	3	0	0.00%	1,280	1,198	0.00	0.00
HIDDEN HILLS	0	0	0.00%	2,107	1,547	0.00	0.00
HIGHGROVE	0	0	0.00%	7,069	5,074	0.00	0.00
HILLSBOROUGH	0	0	0.00%	11,258	8,156	0.00	0.00
HODGE*	1	0	0.00%				
HOLTVILLE	7	0	0.00%	5,620	4,170	0.00	0.00
HOOD	0	0	0.00%	314	268	0.00	0.00
HOOPA	0	0	0.00%	2,489	1,824	0.00	0.00
HUNTINGTON**	0	0	0.00%				
HURON	0	0	0.00%	6,260	4,125	0.00	0.00
HYAMPOM	0	0	0.00%	328	328	0.00	0.00
HYDESVILLE	0	0	0.00%	1,060	909	0.00	0.00
IDLEWILD	0	0	0.00%	48	37	0.00	0.00
IOWA HILL*	1	0	0.00%				
ISLA VISTA	2	0	0.00%	14,722	14,397	0.00	0.00
JENNER	4	0	0.00%	16	16	0.00	0.00
JOHANNESBURG	1	0	0.00%	94	94	0.00	0.00
JOHNSON PARK	0	0	0.00%	761	509	0.00	0.00
JOHNSON VALLEY*	9	0	0.00%				
JUNCTION CITY	25	0	0.00%	1,195	1,067	0.00	0.00
JUNE LAKE	0	0	0.00%	302	285	0.00	0.00
JUNIPER HILLS*	5	0	0.00%				
KEENE	2	0	0.00%	404	361	0.00	0.00
KELSEY*	1	0	0.00%				
KELSO*	1	0	0.00%				
KENWOOD	1	0	0.00%	609	562	0.00	0.00
KESWICK	0	0	0.00%	138	111	0.00	0.00
KETTLEMAN CITY	1	0	0.00%	956	764	0.00	0.00
KLAMATH	1	0	0.00%	924	696	0.00	0.00
KNIGHTSEN	0	0	0.00%	1,646	1,286	0.00	0.00
KYBURZ*	0	0	0.00%				
LA GRANGE	2	0	0.00%	143	121	0.00	0.00
LA HABRA HEIGHTS	2	0	0.00%	5,599	4,688	0.00	0.00
LA PORTE	0	0	0.00%	52	52	0.00	0.00
LAGUNITAS*	0	0	0.00%				
LAKE CITY	2	0	0.00%	32	20	0.00	0.00
LAKE ELIZABETH*	0	0	0.00%				
LAKE HUGHES	2	0	0.00%	867	669	0.00	0.00
LAKEVILLE*	0	0	0.00%				

LARKFIELD-WIKIUP	2	0	0.00%	7,688	5,732	0.00	0.00
LARKSPUR	4	0	0.00%	12,969	10,699	0.00	0.00
LATROBE*	0	0	0.00%				
LE GRAND	8	0	0.00%	1,679	1,189	0.00	0.00
LEGGETT	0	0	0.00%	46	46	0.00	0.00
LEMON COVE	0	0	0.00%	498	310	0.00	0.00
LEWISTON	3	0	0.00%	2,218	1,607	0.00	0.00
LOCKEFORD	1	0	0.00%	4,126	3,116	0.00	0.00
LOCKWOOD	25	0	0.00%	495	446	0.00	0.00
LOCKWOOD	25	0	0.00%	235	220	0.00	0.00
LOLETA	3	0	0.00%	532	447	0.00	0.00
LOMA MAR	0	0	0.00%	112	78	0.00	0.00
LONDON	0	0	0.00%	1,785	1,107	0.00	0.00
LONE PINE	0	0	0.00%	1,323	932	0.00	0.00
LONG BARN	3	0	0.00%	42	42	0.00	0.00
LOOKOUT	0	0	0.00%	37	24	0.00	0.00
LOS ALTOS HILLS	0	0	0.00%	8,441	6,831	0.00	0.00
LOS OLIVOS	1	0	0.00%	1,020	869	0.00	0.00
LOYALTON	2	0	0.00%	997	764	0.00	0.00
MADISON	1	0	0.00%	455	454	0.00	0.00
MANCHESTER	1	0	0.00%	298	224	0.00	0.00
MANTON	0	0	0.00%	305	253	0.00	0.00
MARCH AIR RESERVE BASE**	0	0	0.00%				
MARKLEEVILLE	0	0	0.00%	163	134	0.00	0.00
MARSHALL*	0	0	0.00%				
MAXWELL	5	0	0.00%	1,181	827	0.00	0.00
MCCLELLAN PARK	1	0	0.00%	1,193	762	0.00	0.00
MCCLOUD	0	0	0.00%	959	817	0.00	0.00
MCKINLEYVILLE	17	0	0.00%	16,913	13,161	0.00	0.00
MENDOCINO	5	0	0.00%	731	691	0.00	0.00
MESA VERDE	1	0	0.00%	926	586	0.00	0.00
METTLER	0	0	0.00%	122	91	0.00	0.00
MEYERS	0	0	0.00%	2,140	1,755	0.00	0.00
MI-WUK VILLAGE	1	0	0.00%	1,010	868	0.00	0.00
MICHIGAN BLUFF*	0	0	0.00%				
MIDPINES	0	0	0.00%	183	183	0.00	0.00
MILFORD	0	0	0.00%	0	0		
MINERAL	2	0	0.00%	77	77	0.00	0.00
MINKLER	0	0	0.00%	683	663	0.00	0.00
MOFFETT FIELD*	1	0	0.00%				
MOKELUMNE HILL	0	0	0.00%	808	742	0.00	0.00
MONTARA	1	0	0.00%	2,649	2,495	0.00	0.00
MONTE NIDO*	10	0	0.00%				

MONTE SERENO	1	0	0.00%	3,444	2,862	0.00	0.00
MONTECITO	3	0	0.00%	8,529	7,291	0.00	0.00
MORAGA	1	0	0.00%	16,859	13,360	0.00	0.00
MOSS BEACH	1	0	0.00%	3,165	2,389	0.00	0.00
MOSS LANDING	5	0	0.00%	9	9	0.00	0.00
MOUNT AUKUM*	3	0	0.00%				
MOUNT LAGUNA	0	0	0.00%	104	104	0.00	0.00
MOUNT WILSON*	1	0	0.00%				
MOUNTAIN CENTER	6	0	0.00%	44	44	0.00	0.00
MOUNTAIN MESA	1	0	0.00%	572	514	0.00	0.00
MOUNTAIN RANCH	0	0	0.00%	293	293	0.00	0.00
MT BALDY*	2	0	0.00%				
MURPHYS	0	0	0.00%	2,022	1,866	0.00	0.00
MYERS FLAT	4	0	0.00%	208	208	0.00	0.00
N PALM SPRINGS*	0	0	0.00%				
NAVARRO*	2	0	0.00%				
NEENACH*	6	0	0.00%				
NEWARK	6	0	0.00%	47,470	38,116	0.00	0.00
NEWCASTLE	9	0	0.00%	1,501	1,201	0.00	0.00
NICASIO	0	0	0.00%	83	68	0.00	0.00
NIPTON*	0	0	0.00%				
NO PALM SPRINGS*	0	0	0.00%				
NORTH EDWARDS	1	0	0.00%	1,086	758	0.00	0.00
NORTH SAN JUAN	11	0	0.00%	109	109	0.00	0.00
NORTH SHORE	0	0	0.00%	2,610	2,287	0.00	0.00
NORTH TUSTIN	0	0	0.00%	25,131	19,827	0.00	0.00
NUBIEBER	0	0	0.00%	42	19	0.00	0.00
OAKVILLE	1	0	0.00%	0	0		
OCCIDENTAL	2	0	0.00%	1,061	958	0.00	0.00
OLD STATION	0	0	0.00%	0	0		
OLYMPIC VALLEY*	0	0	0.00%				
OMO RANCH*	0	0	0.00%				
ONEALS*	0	0	0.00%				
ONO	0	0	0.00%	27	25	0.00	0.00
ORCUTT	8	0	0.00%	31,137	24,015	0.00	0.00
PACIFIC GROVE	6	0	0.00%	15,098	12,513	0.00	0.00
PACIFIC HOUSE**	0	0	0.00%				
PAJARO	1	0	0.00%	2,723	1,908	0.00	0.00
PALERMO	0	0	0.00%	5,516	4,285	0.00	0.00
PALO VERDE	6	0	0.00%	81	81	0.00	0.00
PALOMAR MOUNTAIN*	0	0	0.00%				
PARKER DAM*	1	0	0.00%				

PASKENTA	1	0	0.00%	63	46	0.00	0.00
PEBBLE BEACH*	95	0	0.00%				
PETROLIA*	0	0	0.00%				
PHILO	0	0	0.00%	53	51	0.00	0.00
PIEDRA*	0	0	0.00%				
PIERCY*	1	0	0.00%				
PINECREST*	1	0	0.00%				
PIONEERTOWN*	0	0	0.00%				
PLATINA	0	0	0.00%	25	25	0.00	0.00
PLEASANT GROVE*	7	0	0.00%				
PLEASANT VALLEY*	0	0	0.00%				
POINT ARENA	0	0	0.00%	661	464	0.00	0.00
POPE VALLEY*	0	0	0.00%				
PORT COSTA	1	0	0.00%	251	251	0.00	0.00
PORTOLA VALLEY	2	0	0.00%	4,397	3,583	0.00	0.00
POSEY	4	0	0.00%	0	0		
POTRERO	1	0	0.00%	509	368	0.00	0.00
POZO*	0	0	0.00%				
PRATHER*	0	0	0.00%				
PRINCETON	2	0	0.00%	357	233	0.00	0.00
PRINCETON BY THE SEA*	0	0	0.00%				
QUARTZ HILL	1	0	0.00%	10,089	8,049	0.00	0.00
RAISIN CITY	0	0	0.00%	267	222	0.00	0.00
RANCHITA*	0	0	0.00%				
RANCHO CALIFORNIA**	0	0	0.00%				
RANDBURG	1	0	0.00%	65	65	0.00	0.00
RAVENDALE*	0	0	0.00%				
REDWAY	1	0	0.00%	1,257	1,004	0.00	0.00
RIMFOREST*	1	0	0.00%				
RIMROCK*	0	0	0.00%				
RIO DELL	2	0	0.00%	3,386	2,412	0.00	0.00
RIO NIDO*	4	0	0.00%				
RIPLEY	2	0	0.00%	614	376	0.00	0.00
RIVER PINES	2	0	0.00%	487	379	0.00	0.00
ROLLING HILLS ESTATES	0	0	0.00%	8,214	6,507	0.00	0.00
ROMOLAND	9	0	0.00%	2,738	1,703	0.00	0.00
ROSSMOOR	2	0	0.00%	11,742	8,769	0.00	0.00
RUMSEY	1	0	0.00%	131	104	0.00	0.00
RUTHERFORD	0	0	0.00%	115	98	0.00	0.00
RYDE*	0	0	0.00%				
SAN ANDREAS	9	0	0.00%	2,936	2,331	0.00	0.00
SAN ARDO	0	0	0.00%	624	415	0.00	0.00

SAN BENITO*	1	0	0.00%				
SAN GREGORIO*	2	0	0.00%				
SAN LUCAS	5	0	0.00%	377	203	0.00	0.00
SAN SIMEON	1	0	0.00%	307	218	0.00	0.00
SAND CITY	9	0	0.00%	319	271	0.00	0.00
SANTA VENETIA	0	0	0.00%	3,785	3,142	0.00	0.00
SANTA YSABEL*	3	0	0.00%				
SATICOY	2	0	0.00%	1,628	1,181	0.00	0.00
SHASTA	4	0	0.00%	1,376	1,165	0.00	0.00
SHAVER LAKE	0	0	0.00%	306	295	0.00	0.00
SHEEP RANCH*	0	0	0.00%				
SHELL BEACH*	0	0	0.00%				
SHERIDAN	10	0	0.00%	1,397	945	0.00	0.00
SIERRA CITY	0	0	0.00%	221	221	0.00	0.00
SIERRAVILLE	0	0	0.00%	227	186	0.00	0.00
SILVERADO	4	0	0.00%	878	687	0.00	0.00
SITES*	0	0	0.00%				
SOULSBYVILLE	4	0	0.00%	1,972	1,531	0.00	0.00
SOUTH PASADENA	5	0	0.00%	26,583	20,447	0.00	0.00
SOUTH SAN GABRIEL	0	0	0.00%	7,786	6,257	0.00	0.00
STALLION SPRINGS	2	0	0.00%	2,396	1,898	0.00	0.00
STANDISH*	0	0	0.00%				
STANFORD	2	0	0.00%	17,255	16,176	0.00	0.00
STEVINSON	2	0	0.00%	132	94	0.00	0.00
STEWARTS POINT*	0	0	0.00%				
STINSON BEACH	1	0	0.00%	371	364	0.00	0.00
STRATFORD	0	0	0.00%	1,034	630	0.00	0.00
SULTANA	2	0	0.00%	1,005	627	0.00	0.00
SUMMERLAND	0	0	0.00%	1,274	1,039	0.00	0.00
SUNOL	1	0	0.00%	920	728	0.00	0.00
TAHOMA	0	0	0.00%	1,071	933	0.00	0.00
TALMAGE	0	0	0.00%	1,031	800	0.00	0.00
TAYLORSVILLE	1	0	0.00%	27	27	0.00	0.00
TECATE*	1	0	0.00%				
TERMO*	0	0	0.00%				
THE SEA RANCH*	20	0	0.00%				
THREE POINTS*	0	0	0.00%				
THREE RIVERS	3	0	0.00%	2,496	2,092	0.00	0.00
TIBURON	3	0	0.00%	9,115	7,319	0.00	0.00
TOLLHOUSE*	21	0	0.00%				
TOMALES	1	0	0.00%	178	178	0.00	0.00
TONYVILLE	0	0	0.00%	314	155	0.00	0.00
TOPAZ	1	0	0.00%	162	162	0.00	0.00

TRAVER	5	0	0.00%	427	345	0.00	0.00
TRINITY CENTER	0	0	0.00%	250	250	0.00	0.00
TULELAKE	0	0	0.00%	811	567	0.00	0.00
TUPMAN	0	0	0.00%	150	109	0.00	0.00
TWIN BRIDGES*	0	0	0.00%				
VALINDA	0	0	0.00%	21,952	17,544	0.00	0.00
VALLECITO	0	0	0.00%	213	213	0.00	0.00
VALLEY FORD	0	0	0.00%	0	0		
VALLEY HOME	1	0	0.00%	246	193	0.00	0.00
VALLEY SPRINGS	3	0	0.00%	3,630	3,027	0.00	0.00
VALYERMO*	3	0	0.00%				
VICTOR	0	0	0.00%	608	320	0.00	0.00
VIDAL*	0	0	0.00%				
VIEW PARK-WINDSOR HILLS	1	0	0.00%	11,999	10,089	0.00	0.00
VIOLA*	0	0	0.00%				
VOLCANO	3	0	0.00%	59	59	0.00	0.00
VOLCANOVILLE*	2	0	0.00%				
WALKER	1	0	0.00%	499	499	0.00	0.00
WALKER BASIN*	0	0	0.00%				
WASHINGTON	2	0	0.00%	117	117	0.00	0.00
WAUKENA	0	0	0.00%	63	56	0.00	0.00
WEAVERVILLE	2	0	0.00%	3,582	2,886	0.00	0.00
WEIMAR*	2	0	0.00%				
WENDEL*	1	0	0.00%				
WEOTT	1	0	0.00%	0	0		
WEST POINT	26	0	0.00%	777	620	0.00	0.00
WHISKEYTOWN*	1	0	0.00%				
WILLOW CREEK	0	0	0.00%	1,371	1,114	0.00	0.00
WILSEYVILLE*	0	0	0.00%				
WISHON*	4	0	0.00%				
WITTER SPRINGS*	0	0	0.00%				
WOODBIDGE	2	0	0.00%	3,870	3,167	0.00	0.00
WOODY	1	0	0.00%	96	77	0.00	0.00
WRIGHTWOOD	8	0	0.00%	4,461	3,580	0.00	0.00
YETTEM	2	0	0.00%	108	108	0.00	0.00
YOLO	0	0	0.00%	281	139	0.00	0.00
YORKVILLE*	0	0	0.00%				
YOSEMITE**	0	0	0.00%				
YOUNTVILLE	0	0	0.00%	3,397	3,216	0.00	0.00

* Indicates an unincorporated area for which the 2022 American Community Survey does not have population data.

** Indicates a city/area that could not be matched to an official city or census-designated place and therefore does not have corresponding population data (e.g., not clear if “Huntington” refers to Huntington Beach or Huntington Park).

APPENDIX G: COUNTY UNSERIALIZED CRIME GUN DATA

County	2021-2023 Crime Guns	2023 Crime Guns	Percent of 2023 Crime Guns	2022 Population	2022 Population Over 18	Crime Guns per 10,000 Residents	Crime Guns per 10,000 Residents over 18
LOS ANGELES	8,559	1,914	18.42%	9,936,690	7,843,618	1.93	2.44
SAN BERNARDINO	5,236	1,561	15.02%	2,180,563	1,615,826	7.16	9.66
SAN DIEGO	3,081	804	7.74%	3,289,701	2,592,329	2.44	3.10
RIVERSIDE	2,288	770	7.41%	2,429,487	1,831,956	3.17	4.20
SACRAMENTO	1,795	648	6.24%	1,579,211	1,213,923	4.10	5.34
ORANGE	1,534	468	4.50%	3,175,227	2,495,186	1.47	1.88
ALAMEDA	1,476	409	3.94%	1,663,823	1,330,996	2.46	3.07
SAN JOAQUIN	1,133	352	3.39%	779,445	571,981	4.52	6.15
KERN	1,183	343	3.30%	906,883	645,870	3.78	5.31
CONTRA COSTA	1,051	302	2.91%	1,162,648	904,597	2.60	3.34
STANISLAUS	865	260	2.50%	552,063	403,952	4.71	6.44
VENTURA	736	236	2.27%	842,009	654,314	2.80	3.61
SAN FRANCISCO	687	208	2.00%	851,036	735,634	2.44	2.83
FRESNO	675	178	1.71%	1,008,280	725,304	1.77	2.45
SAN LUIS OBISPO	265	171	1.65%	281,712	232,675	6.07	7.35
SOLANO	517	151	1.45%	450,995	351,998	3.35	4.29
TULARE	389	141	1.36%	473,446	330,454	2.98	4.27
MONTEREY	338	136	1.31%	437,609	324,567	3.11	4.19
MERCED	286	124	1.19%	282,290	199,973	4.39	6.20
SANTA CLARA	319	123	1.18%	1,916,831	1,511,015	0.64	0.81
SAN MATEO	366	112	1.08%	754,250	604,063	1.48	1.85
SANTA BARBARA	300	105	1.01%	445,213	346,632	2.36	3.03
SONOMA	362	99	0.95%	488,436	394,354	2.03	2.51
MADERA	243	86	0.83%	157,243	114,371	5.47	7.52
SHASTA	157	74	0.71%	181,852	142,662	4.07	5.19
SANTA CRUZ	262	67	0.64%	268,571	218,251	2.49	3.07
PLACER	238	65	0.63%	406,608	317,418	1.60	2.05
KINGS	179	63	0.61%	152,515	111,467	4.13	5.65
NAPA	135	46	0.44%	137,384	109,937	3.35	4.18
MENDOCINO	146	45	0.43%	91,145	71,895	4.94	6.26
YOLO	93	38	0.37%	217,141	172,604	1.75	2.20
BUTTE	107	33	0.32%	213,605	170,594	1.54	1.93
HUMBOLDT	119	31	0.30%	136,132	110,524	2.28	2.80
EL DORADO	34	27	0.26%	191,713	154,028	1.41	1.75
MARIN	101	25	0.24%	260,485	209,539	0.96	1.19
SISKIYOU	50	23	0.22%	44,049	35,177	5.22	6.54
SUTTER	77	21	0.20%	99,101	73,859	2.12	2.84
SAN BENITO	77	20	0.19%	64,753	48,279	3.09	4.14
TEHAMA	23	14	0.13%	65,484	49,908	2.14	2.81

TUOLUMNE	16	14	0.13%	54,993	45,660	2.55	3.07
LAKE	37	13	0.13%	68,024	53,513	1.91	2.43
YUBA	47	13	0.13%	81,705	59,542	1.59	2.18
LASSEN	23	12	0.12%	31,873	26,413	3.76	4.54
AMADOR	17	8	0.08%	40,577	34,333	1.97	2.33
COLUSA	26	8	0.08%	21,811	16,004	3.67	5.00
IMPERIAL	34	8	0.08%	179,578	128,529	0.45	0.62
NEVADA	29	5	0.05%	102,322	84,967	0.49	0.59
CALAVERAS	6	3	0.03%	45,674	37,984	0.66	0.79
GLENN	15	3	0.03%	28,657	21,077	1.05	1.42
INYO	7	3	0.03%	18,829	14,991	1.59	2.00
TRINITY	24	3	0.03%	15,889	13,281	1.89	2.26
MONO	2	2	0.02%	13,219	10,710	1.51	1.87
DEL NORTE	4	1	0.01%	27,462	21,664	0.36	0.46
PLUMAS	1	1	0.01%	19,650	16,238	0.51	0.62
ALPINE	0	0	0.00%	1,515	1,170	0.00	0.00
MARIPOSA	1	0	0.00%	17,130	14,203	0.00	0.00
MODOC	0	0	0.00%	8,651	7,015	0.00	0.00
SIERRA	0	0	0.00%	2,916	2,510	0.00	0.00

APPENDIX H: CITY UNSERIALIZED CRIME GUN DATA

City	2021-2023 Crime Guns	2023 Crime Guns	Percent of 2023 Crime Guns	2022 Population	2022 Population over 18	Crime Guns Per 10,000 Residents	Crime Guns per 10,000 Residents over 18
No City Data Available	3,207	931	8.96%				
SACRAMENTO	1,160	444	4.27%	523,600	408,619	8.48	10.87
LOS ANGELES	2,885	393	3.78%	3,881,041	3,115,593	1.01	1.26
SAN DIEGO	1,367	350	3.37%	1,383,987	1,121,460	2.53	3.12
SAN BERNARDINO	669	319	3.07%	221,041	159,473	14.43	20.00
BAKERSFIELD	879	263	2.53%	404,321	283,707	6.50	9.27
SAN FRANCISCO	655	205	1.97%	851,036	735,634	2.41	2.79
STOCKTON	668	177	1.70%	320,030	232,154	5.53	7.62
VICTORVILLE	756	168	1.62%	134,417	93,767	12.50	17.92
LANCASTER	475	144	1.39%	171,465	123,785	8.40	11.63
MODESTO	540	136	1.31%	218,308	160,526	6.23	8.47
FONTANA	575	132	1.27%	209,279	150,799	6.31	8.75
RIVERSIDE	538	112	1.08%	316,076	241,413	3.54	4.64
OXNARD	355	106	1.02%	202,279	149,238	5.24	7.10
ANAHEIM	326	100	0.96%	347,111	267,595	2.88	3.74
LONG BEACH	468	100	0.96%	462,293	366,570	2.16	2.73
ONTARIO	384	99	0.95%	176,326	132,436	5.61	7.48
AZUSA	191	96	0.92%	49,704	39,281	19.31	24.44
PASO ROBLES	120	95	0.91%	31,595	24,090	30.07	39.44
APPLE VALLEY	242	94	0.90%	75,603	53,741	12.43	17.49
COMPTON	383	88	0.85%	94,822	68,364	9.28	12.87
DESERT HOT SPRINGS	121	84	0.81%	32,386	23,837	25.94	35.24
HESPERIA	288	84	0.81%	99,878	70,590	8.41	11.90
PALMDALE	390	84	0.81%	166,895	118,574	5.03	7.08
SALINAS	120	82	0.79%	162,783	114,143	5.04	7.18
OAKLAND	238	76	0.73%	437,825	354,142	1.74	2.15
SANTA ROSA	239	75	0.72%	178,221	141,644	4.21	5.29
VISALIA	200	74	0.71%	141,466	101,584	5.23	7.28
HAYWARD	261	70	0.67%	160,602	128,422	4.36	5.45
RIALTO	157	68	0.65%	103,873	75,845	6.55	8.97
SAN LEANDRO	246	67	0.64%	89,723	74,378	7.47	9.01
FREMONT	205	64	0.62%	228,795	176,237	2.80	3.63
COLTON	149	60	0.58%	53,959	40,746	11.12	14.73
RICHMOND	236	60	0.58%	115,619	90,883	5.19	6.60
MADERA	155	58	0.56%	66,784	45,240	8.68	12.82
MERCED	92	58	0.56%	87,686	62,050	6.61	9.35
SANTA MARIA	155	58	0.56%	109,543	75,540	5.29	7.68
CHULA VISTA	268	57	0.55%	276,103	207,840	2.06	2.74

VENTURA	174	56	0.54%	110,358	88,032	5.07	6.36
FAIRFIELD	237	55	0.53%	119,420	89,938	4.61	6.12
HIGHLAND	204	55	0.53%	56,789	41,101	9.68	13.38
VALLEJO	91	55	0.53%	125,132	99,766	4.40	5.51
BARSTOW	174	50	0.48%	25,235	17,420	19.81	28.70
FRESNO	68	49	0.47%	541,528	390,745	0.90	1.25
INDIO	149	47	0.45%	89,616	69,179	5.24	6.79
VISTA	145	47	0.45%	98,392	74,837	4.78	6.28
LA PUENTE	167	46	0.44%	37,835	29,436	12.16	15.63
MORENO VALLEY	169	44	0.42%	209,578	152,999	2.10	2.88
TORRANCE	137	44	0.42%	145,454	115,215	3.03	3.82
WHITTIER	162	44	0.42%	86,459	66,735	5.09	6.59
CHINO HILLS	94	42	0.40%	78,223	60,877	5.37	6.90
GILROY	66	42	0.40%	58,696	41,930	7.16	10.02
SANTA CLARITA	136	41	0.39%	225,850	168,462	1.82	2.43
HANFORD	90	40	0.38%	57,920	41,037	6.91	9.75
RANCHO CUCAMONGA	168	40	0.38%	174,696	135,082	2.29	2.96
DALY CITY	87	39	0.38%	103,648	88,277	3.76	4.42
REDDING	76	38	0.37%	93,327	72,366	4.07	5.25
SPRING VALLEY	101	38	0.37%	889	693	427.45	548.34
SPRING VALLEY	101	38	0.37%	32,496	24,554	11.69	15.48
WEST COVINA	71	38	0.37%	108,173	86,866	3.51	4.37
OCEANSIDE	174	37	0.36%	173,722	136,713	2.13	2.71
PITTSBURG	169	37	0.36%	76,419	59,048	4.84	6.27
RANCHO CORDOVA	90	37	0.36%	79,128	59,151	4.68	6.26
SANTA ANA	98	37	0.36%	311,379	236,305	1.19	1.57
ANTIOCH	226	36	0.35%	115,016	87,672	3.13	4.11
EL MONTE	112	36	0.35%	108,682	84,390	3.31	4.27
ELK GROVE	94	34	0.33%	176,105	130,494	1.93	2.61
PARAMOUNT	77	34	0.33%	53,255	38,982	6.38	8.72
CONCORD	90	33	0.32%	125,007	99,338	2.64	3.32
COVINA	61	33	0.32%	50,717	40,059	6.51	8.24
EL CAJON	128	33	0.32%	105,721	79,754	3.12	4.14
ESCONDIDO	124	33	0.32%	151,114	116,370	2.18	2.84
SAN PABLO	77	33	0.32%	31,907	23,246	10.34	14.20
WATSONVILLE	125	33	0.32%	52,457	37,191	6.29	8.87
HUNTINGTON BEACH	100	32	0.31%	197,481	162,189	1.62	1.97
LODI	93	32	0.31%	66,509	49,513	4.81	6.46
NORWALK	124	32	0.31%	101,893	78,599	3.14	4.07
LYNWOOD	128	31	0.30%	66,346	49,097	4.67	6.31
NAPA	94	31	0.30%	79,233	62,447	3.91	4.96
MANTECA	105	30	0.29%	83,897	62,686	3.58	4.79
PASADENA	129	30	0.29%	137,554	114,168	2.18	2.63
SOUTH GATE	100	30	0.29%	92,381	69,444	3.25	4.32

INGLEWOOD	190	29	0.28%	106,806	84,083	2.72	3.45
ROSEVILLE	90	29	0.28%	148,879	115,018	1.95	2.52
UPLAND	86	28	0.27%	78,847	61,918	3.55	4.52
CARSON	88	27	0.26%	94,475	76,039	2.86	3.55
GARDEN GROVE	124	27	0.26%	171,637	135,188	1.57	2.00
VACAVILLE	132	27	0.26%	101,631	78,788	2.66	3.43
CITRUS HEIGHTS	115	26	0.25%	87,127	69,520	2.98	3.74
LATHROP	46	26	0.25%	29,633	20,904	8.77	12.44
MISSION VIEJO	110	26	0.25%	93,233	74,854	2.79	3.47
SAN MARCOS	60	26	0.25%	94,360	69,977	2.76	3.72
PHELAN	94	25	0.24%	18,272	12,740	13.68	19.62
TURLOCK	112	25	0.24%	72,504	53,512	3.45	4.67
PALM SPRINGS	68	24	0.23%	44,935	41,230	5.34	5.82
PERRIS	57	24	0.23%	78,881	54,958	3.04	4.37
THOUSAND OAKS	42	24	0.23%	126,532	100,835	1.90	2.38
THOUSAND PALMS	50	24	0.23%	8,242	5,985	29.12	40.10
BLOOMINGTON	67	23	0.22%	23,051	17,255	9.98	13.33
LOS BANOS	73	23	0.22%	45,560	29,935	5.05	7.68
LUCERNE VALLEY	64	23	0.22%	6,212	4,670	37.03	49.25
ORANGE	47	23	0.22%	138,728	110,328	1.66	2.08
SAN JOSE	44	23	0.22%	1,001,176	789,170	0.23	0.29
SANTA CLARA	64	23	0.22%	128,058	105,026	1.80	2.19
TEMECULA	34	23	0.22%	110,114	79,501	2.09	2.89
COACHELLA	61	22	0.21%	42,279	32,961	5.20	6.67
MONTCLAIR	45	22	0.21%	37,842	28,248	5.81	7.79
NATIONAL CITY	73	22	0.21%	56,345	43,745	3.90	5.03
UNION CITY	50	22	0.21%	69,502	57,228	3.17	3.84
YUCAIPA	66	22	0.21%	54,428	40,443	4.04	5.44
KEYES	23	21	0.20%	5,827	3,721	36.04	56.44
PICO RIVERA	63	21	0.20%	61,561	48,708	3.41	4.31
SAN LUIS OBISPO	34	21	0.20%	47,529	42,514	4.42	4.94
WESTMINSTER	71	21	0.20%	90,638	71,419	2.32	2.94
BUENA PARK	58	20	0.19%	83,542	65,118	2.39	3.07
DELANO	47	20	0.19%	50,498	38,328	3.96	5.22
STANTON	67	20	0.19%	38,271	29,575	5.23	6.76
TRACY	63	20	0.19%	94,027	69,006	2.13	2.90
UKIAH	58	20	0.19%	16,496	12,324	12.12	16.23
BLYTHE	40	19	0.18%	17,949	14,202	10.59	13.38
BRENTWOOD	44	19	0.18%	64,443	47,898	2.95	3.97
EMERYVILLE	71	19	0.18%	12,840	11,848	14.80	16.04
NORTH HIGHLANDS	47	19	0.18%	48,083	35,563	3.95	5.34
SAN DIMAS	26	19	0.18%	34,466	27,506	5.51	6.91
SOUTH SAN FRANCISCO	49	19	0.18%	65,596	54,390	2.90	3.49

YUBA CITY	64	19	0.18%	69,535	52,179	2.73	3.64
ADELANTO	118	18	0.17%	37,960	25,359	4.74	7.10
BEAUMONT	60	18	0.17%	53,544	37,384	3.36	4.81
BELLFLOWER	48	18	0.17%	78,352	59,887	2.30	3.01
CLOVIS	106	18	0.17%	120,607	85,757	1.49	2.10
FULLERTON	50	18	0.17%	142,280	110,444	1.27	1.63
LIVERMORE	44	18	0.17%	87,154	67,291	2.07	2.67
REDLANDS	102	18	0.17%	73,234	56,569	2.46	3.18
WOODLAKE	19	18	0.17%	7,495	5,088	24.02	35.38
CARMICHAEL	53	17	0.16%	78,144	63,007	2.18	2.70
DOWNEY	47	17	0.16%	113,052	87,547	1.50	1.94
LEMON GROVE	55	17	0.16%	27,482	21,480	6.19	7.91
PALM DESERT	35	16	0.15%	51,290	43,988	3.12	3.64
ROSEMEAD	72	16	0.15%	51,043	41,725	3.13	3.83
SANTA CRUZ	69	16	0.15%	61,367	53,784	2.61	2.97
WEST SACRAMENTO	35	16	0.15%	54,163	40,162	2.95	3.98
CHICO	44	15	0.14%	102,790	83,591	1.46	1.79
CHINO	65	15	0.14%	91,008	69,906	1.65	2.15
GLENDALE	76	15	0.14%	194,512	159,473	0.77	0.94
HOLLISTER	47	15	0.14%	42,093	30,238	3.56	4.96
LAKE ELSINORE	19	15	0.14%	69,993	50,191	2.14	2.99
LOMPOC	51	15	0.14%	44,086	32,524	3.40	4.61
MONTEBELLO	47	15	0.14%	62,056	49,090	2.42	3.06
PATTERSON	36	15	0.14%	23,678	16,130	6.33	9.30
RIDGECREST	44	15	0.14%	28,118	20,792	5.33	7.21
AMERICAN CANYON	32	14	0.13%	21,669	16,154	6.46	8.67
AUBURN	28	14	0.13%	13,773	11,604	10.16	12.06
GARDENA	67	14	0.13%	60,377	48,332	2.32	2.90
HUNTINGTON PARK	60	14	0.13%	54,547	40,991	2.57	3.42
LAKESIDE	57	14	0.13%	1,405	996	99.64	140.56
LAKESIDE	57	14	0.13%	21,759	16,714	6.43	8.38
LAKEWOOD	56	14	0.13%	81,499	64,790	1.72	2.16
TWENTYNINE PALMS	53	14	0.13%	28,006	20,623	5.00	6.79
BELL GARDENS	50	13	0.13%	39,263	28,243	3.31	4.60
OAKDALE	19	13	0.13%	23,120	16,848	5.62	7.72
SANTA MONICA	38	13	0.13%	92,168	78,384	1.41	1.66
TULARE	83	13	0.13%	69,261	46,094	1.88	2.82
ALISO VIEJO	25	12	0.12%	51,896	39,070	2.31	3.07
FALLBROOK	27	12	0.12%	33,710	24,923	3.56	4.81
RIO LINDA	20	12	0.12%	16,596	12,685	7.23	9.46
TRABUCO CANYON	12	12	0.12%	1,275	1,130	94.12	106.19
WEST HOLLYWOOD	35	12	0.12%	35,358	33,970	3.39	3.53
CASTRO VALLEY	35	11	0.11%	65,444	51,571	1.68	2.13
GALT	22	11	0.11%	25,350	19,123	4.34	5.75

HAWTHORNE	91	11	0.11%	86,978	65,385	1.26	1.68
LAWNDALE	64	11	0.11%	31,553	24,236	3.49	4.54
OAKHURST	22	11	0.11%	5,003	4,094	21.99	26.87
SAN RAMON	16	11	0.11%	86,119	62,743	1.28	1.75
SANGER	43	11	0.11%	26,553	18,788	4.14	5.85
BANNING	15	10	0.10%	29,929	22,950	3.34	4.36
CLEARLAKE	24	10	0.10%	16,612	12,221	6.02	8.18
CULVER CITY	31	10	0.10%	40,357	32,572	2.48	3.07
EUREKA	42	10	0.10%	26,519	21,989	3.77	4.55
FOLSOM	20	10	0.10%	81,077	62,177	1.23	1.61
HEMET	43	10	0.10%	89,651	68,061	1.12	1.47
LEMOORE	36	10	0.10%	26,955	19,917	3.71	5.02
SAN MATEO	63	10	0.10%	104,165	83,703	0.96	1.19
TUSTIN	41	10	0.10%	79,514	60,534	1.26	1.65
BIG BEAR**	12	9	0.09%				
CAMARILLO	30	9	0.09%	70,622	56,028	1.27	1.61
CHOWCHILLA	18	9	0.09%	18,772	14,569	4.79	6.18
CORCORAN	30	9	0.09%	22,808	18,026	3.95	4.99
COSTA MESA	23	9	0.09%	111,490	90,387	0.81	1.00
CYPRESS	12	9	0.09%	49,955	38,351	1.80	2.35
DUBLIN	40	9	0.09%	71,068	52,549	1.27	1.71
HACIENDA HEIGHTS	35	9	0.09%	55,461	45,044	1.62	2.00
IRVINE	20	9	0.09%	304,527	238,213	0.30	0.38
JURUPA VALLEY	31	9	0.09%	105,672	78,254	0.85	1.15
MILPITAS	37	9	0.09%	79,092	62,724	1.14	1.43
MUSCOY	30	9	0.09%	11,802	8,329	7.63	10.81
PLEASANTON	25	9	0.09%	78,691	60,202	1.14	1.49
POMONA	39	9	0.09%	149,831	113,447	0.60	0.79
PORT HUENEME	24	9	0.09%	21,847	16,892	4.12	5.33
SAN BRUNO	38	9	0.09%	43,218	35,107	2.08	2.56
SELMA	17	9	0.09%	24,576	17,988	3.66	5.00
CARLSBAD	35	8	0.08%	114,745	88,635	0.70	0.90
COLUMBIA	8	8	0.08%	2,439	1,887	32.80	42.40
COVELO	30	8	0.08%	1,359	892	58.87	89.69
DIAMOND BAR	13	8	0.08%	54,534	43,920	1.47	1.82
FILLMORE	21	8	0.08%	16,455	12,341	4.86	6.48
GREENFIELD	33	8	0.08%	4,417	2,804	18.11	28.53
GREENFIELD	33	8	0.08%	18,998	11,989	4.21	6.67
LA MESA	39	8	0.08%	60,888	48,035	1.31	1.67
LAGUNA BEACH	11	8	0.08%	22,943	19,330	3.49	4.14
NIPOMO	22	8	0.08%	18,009	13,727	4.44	5.83
NOVATO	28	8	0.08%	53,055	42,588	1.51	1.88
OCEANO	9	8	0.08%	7,287	5,681	10.98	14.08

PLACENTIA	20	8	0.08%	51,797	39,609	1.54	2.02
REDWOOD CITY	21	8	0.08%	83,077	65,162	0.96	1.23
REEDLEY	39	8	0.08%	25,248	17,591	3.17	4.55
SAN LORENZO	30	8	0.08%	29,759	24,076	2.69	3.32
SANTA MARGARITA	8	8	0.08%	698	698	114.61	114.61
ARCADIA	20	7	0.07%	56,181	44,392	1.25	1.58
BALDWIN PARK	47	7	0.07%	71,692	56,472	0.98	1.24
BERKELEY	63	7	0.07%	121,385	106,625	0.58	0.66
BURBANK	29	7	0.07%	106,389	86,460	0.66	0.81
BURBANK	29	7	0.07%	5,234	4,139	13.37	16.91
CASTAIC	12	7	0.07%	18,643	13,585	3.75	5.15
CORONA	15	7	0.07%	158,346	119,307	0.44	0.59
DINUBA	11	7	0.07%	24,713	16,255	2.83	4.31
EMPIRE	19	7	0.07%	3,726	2,895	18.79	24.18
HAWAIIAN GARDENS	25	7	0.07%	14,011	10,437	5.00	6.71
JOSHUA TREE	28	7	0.07%	6,751	5,424	10.37	12.91
LA MIRADA	24	7	0.07%	47,644	38,623	1.47	1.81
MENIFEE	50	7	0.07%	103,680	76,999	0.68	0.91
PESCADERO	7	7	0.07%	349	312	200.57	224.36
PIONEER	9	7	0.07%	1,322	1,106	52.95	63.29
RED BLUFF	10	7	0.07%	14,576	10,359	4.80	6.76
SAN FERNANDO	44	7	0.07%	23,958	18,627	2.92	3.76
SUSANVILLE	10	7	0.07%	15,737	13,370	4.45	5.24
WALNUT CREEK	26	7	0.07%	69,809	58,994	1.00	1.19
ANDERSON	21	6	0.06%	11,267	8,499	5.33	7.06
ARROYO GRANDE	11	6	0.06%	18,435	14,820	3.25	4.05
BELL	20	6	0.06%	33,377	24,756	1.80	2.42
BENICIA	13	6	0.06%	27,040	21,546	2.22	2.78
BIG BEAR CITY	46	6	0.06%	12,753	9,942	4.70	6.04
CERES	15	6	0.06%	49,183	35,128	1.22	1.71
CERRITOS	21	6	0.06%	49,016	39,948	1.22	1.50
EL CERRITO	19	6	0.06%	25,869	21,423	2.32	2.80
EL CERRITO	19	6	0.06%	5,328	4,216	11.26	14.23
EL DORADO HILLS	6	6	0.06%	49,082	36,939	1.22	1.62
GROVER BEACH	7	6	0.06%	12,757	10,013	4.70	5.99
IMPERIAL BEACH	31	6	0.06%	26,157	20,311	2.29	2.95
MANHATTAN BEACH	10	6	0.06%	35,123	25,715	1.71	2.33
MURRIETA	20	6	0.06%	111,899	81,499	0.54	0.74
PARLIER	19	6	0.06%	14,625	9,891	4.10	6.07
SANTA PAULA	30	6	0.06%	30,788	22,428	1.95	2.68
SONOMA	15	6	0.06%	10,702	9,215	5.61	6.51
SOUTH LAKE TAHOE	7	6	0.06%	21,346	17,948	2.81	3.34
WOODLAND	6	6	0.06%	61,227	46,822	0.98	1.28
ALAMEDA	26	5	0.05%	77,565	60,995	0.64	0.82

ALPINE	27	5	0.05%	15,911	12,266	3.14	4.08
ATASCADERO	15	5	0.05%	29,758	23,798	1.68	2.10
ATWATER	12	5	0.05%	31,841	22,731	1.57	2.20
CATHEDRAL CITY	27	5	0.05%	51,964	41,479	0.96	1.21
DORRIS	12	5	0.05%	832	579	60.10	86.36
EL SEGUNDO	10	5	0.05%	17,081	13,531	2.93	3.70
FAIR OAKS	19	5	0.05%	32,754	26,646	1.53	1.88
HERMOSA BEACH	10	5	0.05%	19,551	15,772	2.56	3.17
IGO	7	5	0.05%	95	70	526.32	714.29
LA HABRA	8	5	0.05%	62,904	49,105	0.79	1.02
LENNOX	33	5	0.05%	20,687	15,590	2.42	3.21
LINCOLN	19	5	0.05%	50,131	38,440	1.00	1.30
LITTLEROCK	24	5	0.05%	1,509	1,018	33.13	49.12
LOOMIS	25	5	0.05%	6,831	5,536	7.32	9.03
LOS OSOS	8	5	0.05%	15,523	12,750	3.22	3.92
MARIN CITY	11	5	0.05%	3,419	2,661	14.62	18.79
MARINA	20	5	0.05%	22,253	17,648	2.25	2.83
MENLO PARK	19	5	0.05%	33,324	25,711	1.50	1.94
MOORPARK	12	5	0.05%	36,073	27,611	1.39	1.81
OROSI	5	5	0.05%	9,100	6,194	5.49	8.07
PINE VALLEY	17	5	0.05%	1,778	1,394	28.12	35.87
PINOLE	7	5	0.05%	18,946	15,606	2.64	3.20
PLACERVILLE	6	5	0.05%	10,744	8,550	4.65	5.85
RANCHO PALOS VERDES	11	5	0.05%	41,805	33,054	1.20	1.51
ROCKLIN	25	5	0.05%	71,676	53,453	0.70	0.94
SANTEE	22	5	0.05%	59,497	45,915	0.84	1.09
SEASIDE	28	5	0.05%	32,291	25,098	1.55	1.99
THERMAL	16	5	0.05%	1,352	1,039	36.98	48.12
TWIN PEAKS*	7	5	0.05%				
WALNUT	12	5	0.05%	28,212	22,899	1.77	2.18
WINTON	7	5	0.05%	11,986	8,102	4.17	6.17
BIG BEAR LAKE	16	4	0.04%	5,059	3,925	7.91	10.19
BORON	5	4	0.04%	2,469	1,825	16.20	21.92
BRAWLEY	23	4	0.04%	26,509	18,475	1.51	2.17
CALABASAS	18	4	0.04%	23,106	18,214	1.73	2.20
COMMERCE	19	4	0.04%	12,253	9,575	3.26	4.18
DOS PALOS	11	4	0.04%	5,755	4,463	6.95	8.96
DOS RIOS*	4	4	0.04%				
EARLIMART	4	4	0.04%	7,674	5,161	5.21	7.75
EL MIRAGE*	20	4	0.04%				
FOUNTAIN VALLEY	38	4	0.04%	56,754	45,815	0.70	0.87
GLENDORA	19	4	0.04%	52,095	40,440	0.77	0.99
KINGSBURG	12	4	0.04%	12,490	9,259	3.20	4.32

LA PALMA	6	4	0.04%	15,522	12,530	2.58	3.19
LAKE FOREST	29	4	0.04%	85,583	68,099	0.47	0.59
LAYTONVILLE	10	4	0.04%	552	471	72.46	84.93
MARYSVILLE	12	4	0.04%	12,681	9,103	3.15	4.39
MILL VALLEY	19	4	0.04%	14,199	11,180	2.82	3.58
MONTEREY	18	4	0.04%	30,007	25,828	1.33	1.55
NEEDLES	12	4	0.04%	4,895	3,917	8.17	10.21
OJAI	8	4	0.04%	7,610	6,130	5.26	6.53
PALO CEDRO	5	4	0.04%	3,396	2,348	11.78	17.04
SAN JOAQUIN	4	4	0.04%	3,725	2,281	10.74	17.54
SANTA BARBARA	12	4	0.04%	88,640	73,762	0.45	0.54
SIGNAL HILL	17	4	0.04%	11,678	9,401	3.43	4.25
SOLEDAD	11	4	0.04%	24,781	18,920	1.61	2.11
SOUTH EL MONTE	29	4	0.04%	19,694	15,185	2.03	2.63
WILDOMAR	5	4	0.04%	36,822	28,138	1.09	1.42
YUCCA VALLEY	32	4	0.04%	21,700	16,631	1.84	2.41
ANTELOPE	21	3	0.03%	47,629	35,057	0.63	0.86
ARBUCKLE	5	3	0.03%	3,072	2,304	9.77	13.02
ARCATA	14	3	0.03%	18,536	16,221	1.62	1.85
ARTESIA	15	3	0.03%	16,237	13,029	1.85	2.30
AVENAL	6	3	0.03%	13,423	9,642	2.23	3.11
CAMPBELL	17	3	0.03%	43,464	34,001	0.69	0.88
CHERRY VALLEY	5	3	0.03%	7,652	6,374	3.92	4.71
CHINESE CAMP	3	3	0.03%	54	54	555.56	555.56
COLUSA	6	3	0.03%	6,380	4,594	4.70	6.53
CORONADO	17	3	0.03%	18,871	15,612	1.59	1.92
CRESTLINE	9	3	0.03%	9,335	7,616	3.21	3.94
DAGGETT*	3	3	0.03%				
DAVIS	3	3	0.03%	67,203	57,729	0.45	0.52
EL CENTRO	4	3	0.03%	44,184	30,908	0.68	0.97
GRAND TERRACE	20	3	0.03%	13,104	10,301	2.29	2.91
GRASS VALLEY	15	3	0.03%	13,964	11,231	2.15	2.67
HINKLEY*	8	3	0.03%				
HUGHSON	13	3	0.03%	7,523	5,701	3.99	5.26
KERMAN	5	3	0.03%	15,980	10,718	1.88	2.80
KING CITY	5	3	0.03%	13,471	8,660	2.23	3.46
LIVINGSTON	13	3	0.03%	14,344	10,308	2.09	2.91
MONTAGUE	3	3	0.03%	1,484	1,158	20.22	25.91
MONTEREY PARK	15	3	0.03%	60,386	49,999	0.50	0.60
MORGAN HILL	18	3	0.03%	45,291	33,531	0.66	0.89
MORONGO VALLEY	6	3	0.03%	3,387	2,754	8.86	10.89
OAK RUN	12	3	0.03%	561	336	53.48	89.29
PARADISE	5	3	0.03%	6,666	5,668	4.50	5.29

PARADISE	5	3	0.03%	183	174	163.93	172.41
PETALUMA	11	3	0.03%	59,682	48,024	0.50	0.62
SAN CLEMENTE	16	3	0.03%	64,232	50,219	0.47	0.60
SAN GABRIEL	10	3	0.03%	39,211	32,498	0.77	0.92
SCOTTS VALLEY	3	3	0.03%	12,239	10,239	2.45	2.93
SILVER LAKES	16	3	0.03%	5,532	4,251	5.42	7.06
SIMI VALLEY	18	3	0.03%	126,153	100,708	0.24	0.30
TAFT	11	3	0.03%	7,414	5,687	4.05	5.28
TEMPLE CITY	8	3	0.03%	36,165	28,468	0.83	1.05
VALLEY CENTER	5	3	0.03%	10,929	8,326	2.74	3.60
WEED	3	3	0.03%	2,845	2,362	10.54	12.70
WHEATLAND	3	3	0.03%	3,702	2,643	8.10	11.35
YREKA	6	3	0.03%	7,833	5,715	3.83	5.25
AGOURA HILLS	6	2	0.02%	20,088	15,468	1.00	1.29
ANZA	5	2	0.02%	1,959	1,520	10.21	13.16
BASSETT*	18	2	0.02%				
BISHOP	4	2	0.02%	3,802	3,359	5.26	5.95
BOLINAS	2	2	0.02%	1,280	1,179	15.63	16.96
BOULDER CREEK	2	2	0.02%	5,492	4,788	3.64	4.18
BURLINGAME	6	2	0.02%	30,995	23,943	0.65	0.84
CABAZON	10	2	0.02%	1,946	1,603	10.28	12.48
CALIENTE*	2	2	0.02%				
CALIFORNIA CITY	2	2	0.02%	15,002	11,535	1.33	1.73
CAMBRIA	3	2	0.02%	5,825	5,018	3.43	3.99
CAMERON PARK	2	2	0.02%	17,995	14,738	1.11	1.36
CAPAY*	4	2	0.02%				
CARLOTTA*	2	2	0.02%				
CHALLENGE-BROWNS-VILLE	3	2	0.02%	866	692	23.09	28.90
COALINGA	4	2	0.02%	17,488	13,365	1.14	1.50
CUDAHY	10	2	0.02%	22,657	16,395	0.88	1.22
DEL MAR	4	2	0.02%	3,956	3,395	5.06	5.89
DENAIR	9	2	0.02%	4,289	3,393	4.66	5.89
EAST LOS ANGELES	9	2	0.02%	117,222	88,405	0.17	0.23
ENCINITAS	11	2	0.02%	61,942	49,064	0.32	0.41
FORESTHILL	11	2	0.02%	1,178	749	16.98	26.70
FORT BRAGG	3	2	0.02%	7,007	5,254	2.85	3.81
FOWLER	7	2	0.02%	6,819	4,800	2.93	4.17
GRENADA	2	2	0.02%	230	206	86.96	97.09
GUADALUPE	4	2	0.02%	8,272	5,343	2.42	3.74
HEALDSBURG	3	2	0.02%	11,481	9,682	1.74	2.07
HERCULES	4	2	0.02%	26,041	20,889	0.77	0.96
IVANHOE	6	2	0.02%	4,329	2,983	4.62	6.70

JAMUL	13	2	0.02%	6,018	5,028	3.32	3.98
KELSEYVILLE	3	2	0.02%	3,828	2,627	5.22	7.61
LA QUINTA	7	2	0.02%	37,933	31,001	0.53	0.65
LA VERNE	10	2	0.02%	31,239	25,284	0.64	0.79
LAGUNA NIGUEL	5	2	0.02%	64,259	53,340	0.31	0.37
LINDSAY	6	2	0.02%	12,581	8,394	1.59	2.38
LLANO*	16	2	0.02%				
LOS GATOS	6	2	0.02%	33,093	25,531	0.60	0.78
LYTLE CREEK	3	2	0.02%	528	479	37.88	41.75
MARINA DEL REY	12	2	0.02%	10,274	8,927	1.95	2.24
MAYWOOD	11	2	0.02%	25,009	18,103	0.80	1.10
MENTONE	3	2	0.02%	9,707	7,327	2.06	2.73
MILLVILLE	2	2	0.02%	794	723	25.19	27.66
MORRO BAY	5	2	0.02%	10,766	9,417	1.86	2.12
MOUNTAIN HOUSE	2	2	0.02%	23,590	16,241	0.85	1.23
NEWBERRY SPRINGS*	7	2	0.02%				
NEWMAN	5	2	0.02%	12,275	9,066	1.63	2.21
NORTH FORK	7	2	0.02%	3,279	2,803	6.10	7.14
ORO GRANDE*	8	2	0.02%				
OROVILLE	13	2	0.02%	20,283	15,335	0.99	1.30
PACIFICA	4	2	0.02%	38,048	30,710	0.53	0.65
PALA	6	2	0.02%	988	685	20.24	29.20
PALOS VERDES ESTATES	16	2	0.02%	13,219	10,169	1.51	1.97
PORTERVILLE	9	2	0.02%	62,491	43,302	0.32	0.46
RACKERBY	5	2	0.02%	222	172	90.09	116.28
RAMONA	6	2	0.02%	22,118	17,315	0.90	1.16
RANCHO MIRAGE	11	2	0.02%	17,257	15,764	1.16	1.27
RANCHO SANTA MARGARITA	4	2	0.02%	47,702	36,770	0.42	0.54
REDWOOD VALLEY	11	2	0.02%	1,623	1,279	12.32	15.64
RICHGROVE	2	2	0.02%	1,837	1,278	10.89	15.65
RIO VISTA	7	2	0.02%	10,074	9,332	1.99	2.14
ROMOLAND	3	2	0.02%	2,738	1,703	7.30	11.74
ROWLAND HEIGHTS	10	2	0.02%	47,209	38,741	0.42	0.52
SAN RAFAEL	6	2	0.02%	60,891	49,672	0.33	0.40
SHAFTER	21	2	0.02%	20,162	13,362	0.99	1.50
SHANDON	2	2	0.02%	1,031	749	19.40	26.70
SHINGLE SPRINGS	2	2	0.02%	3,703	2,975	5.40	6.72
SOMERSET*	2	2	0.02%				
SOMIS	2	2	0.02%	1,083	923	18.47	21.67
STEVENSON RANCH	7	2	0.02%	20,484	14,981	0.98	1.34
SUISUN CITY	18	2	0.02%	29,350	22,308	0.68	0.90
TEHACHAPI	15	2	0.02%	12,855	10,180	1.56	1.96

TOPANGA	5	2	0.02%	8,202	6,550	2.44	3.05
VAL VERDE	3	2	0.02%	3,292	2,399	6.08	8.34
VILLA PARK	4	2	0.02%	5,814	4,586	3.44	4.36
WATERFORD	9	2	0.02%	9,165	6,491	2.18	3.08
WILLITS	17	2	0.02%	4,968	3,911	4.03	5.11
WILTON	2	2	0.02%	6,663	5,467	3.00	3.66
YERMO	8	2	0.02%	981	867	20.39	23.07
ZAMORA*	2	2	0.02%				
ACTON	7	1	0.01%	7,286	5,906	1.37	1.69
ALBANY	7	1	0.01%	20,027	15,143	0.50	0.66
ALHAMBRA	3	1	0.01%	82,295	67,692	0.12	0.15
ALTADENA	21	1	0.01%	42,719	34,008	0.23	0.29
AMBOY*	1	1	0.01%				
APTOS	7	1	0.01%	6,614	5,693	1.51	1.76
ARROWBEAR LAKE*	2	1	0.01%				
ATHERTON	6	1	0.01%	7,124	5,705	1.40	1.75
BADGER*	1	1	0.01%				
BAKER	1	1	0.01%	553	394	18.08	25.38
BANGOR	1	1	0.01%	399	362	25.06	27.62
BEALE AFB	2	1	0.01%	1,107	695	9.03	14.39
BELMONT	2	1	0.01%	27,820	21,431	0.36	0.47
BEN LOMOND	1	1	0.01%	7,247	5,609	1.38	1.78
BERMUDA DUNES	1	1	0.01%	7,306	5,893	1.37	1.70
BEVERLY HILLS	1	1	0.01%	32,406	26,737	0.31	0.37
BLUE JAY*	2	1	0.01%				
BROOKS	12	1	0.01%	0	0		
BUELLTON	3	1	0.01%	5,151	3,954	1.94	2.53
CALIMESA	11	1	0.01%	10,366	8,115	0.96	1.23
CAMPO	4	1	0.01%	3,468	2,338	2.88	4.28
CAPITOLA	6	1	0.01%	9,921	8,520	1.01	1.17
CLAREMONT	6	1	0.01%	36,891	30,822	0.27	0.32
CLARKSBURG	4	1	0.01%	302	263	33.11	38.02
CLEMENTS*	1	1	0.01%				
COARSEGOLD	14	1	0.01%	4,578	3,670	2.18	2.72
COPPEROPOLIS	3	1	0.01%	3,819	2,996	2.62	3.34
CORNING	1	1	0.01%	8,196	6,081	1.22	1.64
COTATI	1	1	0.01%	7,545	6,050	1.33	1.65
CRESCENT CITY	1	1	0.01%	6,379	5,596	1.57	1.79
DANA POINT	7	1	0.01%	33,025	27,127	0.30	0.37
DELHI	2	1	0.01%	10,896	7,663	0.92	1.30
DIAMOND SPRINGS	1	1	0.01%	12,197	9,588	0.82	1.04
DILLON BEACH	1	1	0.01%	442	338	22.62	29.59
DIXON	9	1	0.01%	19,071	14,114	0.52	0.71

DOUGLAS CITY	1	1	0.01%	1,103	788	9.07	12.69
DOYLE	1	1	0.01%	998	836	10.02	11.96
DUARTE	10	1	0.01%	21,686	18,019	0.46	0.55
DULZURA*	11	1	0.01%				
EAST PALO ALTO	5	1	0.01%	29,520	22,746	0.34	0.44
EASTVALE	8	1	0.01%	69,594	49,857	0.14	0.20
EL SOBRANTE	2	1	0.01%	15,497	12,561	0.65	0.80
EL SOBRANTE	2	1	0.01%	12,127	9,364	0.82	1.07
ELVERTA	5	1	0.01%	5,102	4,151	1.96	2.41
FELTON	4	1	0.01%	3,701	3,170	2.70	3.15
FIREBAUGH	1	1	0.01%	8,139	5,290	1.23	1.89
FOREST FALLS*	5	1	0.01%				
FORESTVILLE	1	1	0.01%	3,632	2,983	2.75	3.35
FRAZIER PARK	8	1	0.01%	2,719	2,344	3.68	4.27
FRENCH CAMP	7	1	0.01%	3,860	3,328	2.59	3.00
GEORGETOWN	1	1	0.01%	2,546	2,198	3.93	4.55
GONZALES	1	1	0.01%	8,581	6,232	1.17	1.60
GOSHEN	1	1	0.01%	4,974	3,280	2.01	3.05
GRIDLEY	8	1	0.01%	7,444	5,128	1.34	1.95
GRIMES	1	1	0.01%	355	256	28.17	39.06
HAYFORK	2	1	0.01%	3,227	2,895	3.10	3.45
HERALD	4	1	0.01%	1,050	948	9.52	10.55
HILMAR-IRWIN	1	1	0.01%	6,484	4,644	1.54	2.15
HORNBROOK	1	1	0.01%	381	239	26.25	41.84
INDUSTRY	10	1	0.01%	234	160	42.74	62.50
INYOKERN	2	1	0.01%	922	668	10.85	14.97
JOHNSON VALLEY*	3	1	0.01%				
JULIAN	17	1	0.01%	1,377	1,268	7.26	7.89
KENTFIELD	2	1	0.01%	7,410	5,526	1.35	1.81
KERVILLE	1	1	0.01%	836	624	11.96	16.03
KINGS BEACH	2	1	0.01%	2,589	2,024	3.86	4.94
LA CRESCENTA-MON-TROSE	10	1	0.01%	20,092	15,182	0.50	0.66
LADERA RANCH	3	1	0.01%	24,323	15,660	0.41	0.64
LAKE ARROWHEAD	4	1	0.01%	10,189	8,244	0.98	1.21
LAKE LOS ANGELES	1	1	0.01%	13,097	8,700	0.76	1.15
LAKE MATHEWS	1	1	0.01%	6,494	4,550	1.54	2.20
LAKEPORT	1	1	0.01%	5,014	3,949	1.99	2.53
LAMONT	5	1	0.01%	13,715	9,241	0.73	1.08
LANDERS*	9	1	0.01%				
LARKSPUR	3	1	0.01%	12,969	10,699	0.77	0.93
LOMA LINDA	26	1	0.01%	24,883	20,121	0.40	0.50
LOMITA	29	1	0.01%	20,662	16,504	0.48	0.61

MALIBU	7	1	0.01%	10,698	8,536	0.93	1.17
MARTINEZ	7	1	0.01%	37,093	29,377	0.27	0.34
MAXWELL	3	1	0.01%	1,181	827	8.47	12.09
MARTHUR	1	1	0.01%	425	273	23.53	36.63
MECCA	4	1	0.01%	6,313	5,066	1.58	1.97
MEINERS OAKS	1	1	0.01%	3,914	3,100	2.55	3.23
MENDOCINO	1	1	0.01%	731	691	13.68	14.47
MENDOTA	2	1	0.01%	12,603	7,754	0.79	1.29
MIRAMONTE*	1	1	0.01%				
MONROVIA	28	1	0.01%	37,656	29,411	0.27	0.34
MOSS LANDING	1	1	0.01%	9	9	1111.11	1111.11
MOUNT SHASTA	4	1	0.01%	3,235	2,814	3.09	3.55
MOUNTAIN VIEW	10	1	0.01%	2,166	1,706	4.62	5.86
MOUNTAIN VIEW	10	1	0.01%	82,132	65,327	0.12	0.15
NEVADA CITY	2	1	0.01%	3,142	2,691	3.18	3.72
NEWARK	4	1	0.01%	47,470	38,116	0.21	0.26
NEWPORT BEACH	2	1	0.01%	85,159	70,862	0.12	0.14
NORCO	5	1	0.01%	25,328	20,745	0.39	0.48
OAKLEY	7	1	0.01%	43,525	32,455	0.23	0.31
ORANGEVALE	8	1	0.01%	35,852	28,232	0.28	0.35
ORINDA	2	1	0.01%	19,477	14,707	0.51	0.68
PEARBLOSSOM*	3	1	0.01%				
PENNGROVE	1	1	0.01%	2,184	1,830	4.58	5.46
PINON HILLS	26	1	0.01%	7,157	5,270	1.40	1.90
PIXLEY	1	1	0.01%	3,811	2,492	2.62	4.01
PLANADA	2	1	0.01%	3,494	2,573	2.86	3.89
POTTER VALLEY	2	1	0.01%	537	390	18.62	25.64
POWAY	8	1	0.01%	48,737	37,916	0.21	0.26
RANCHO DOMIN-GUEZ*	6	1	0.01%				
RANCHO SANTA FE	1	1	0.01%	3,033	2,453	3.30	4.08
RIPON	11	1	0.01%	16,092	11,913	0.62	0.84
RIVERBANK	18	1	0.01%	24,803	17,340	0.40	0.58
ROSAMOND	5	1	0.01%	20,654	14,517	0.48	0.69
ROUND MOUNTAIN	1	1	0.01%	100	89	100.00	112.36
RUNNING SPRINGS	2	1	0.01%	4,589	3,455	2.18	2.89
SALIDA	4	1	0.01%	14,849	11,768	0.67	0.85
SAN CARLOS	9	1	0.01%	30,490	23,349	0.33	0.43
SAN JACINTO	17	1	0.01%	54,077	37,962	0.18	0.26
SAN JUAN CAPISTRANO	13	1	0.01%	35,099	26,987	0.28	0.37
SAN MARINO	2	1	0.01%	12,442	9,548	0.80	1.05
SANTA YSABEL*	1	1	0.01%				
SARATOGA	1	1	0.01%	30,771	24,764	0.32	0.40
SEBASTOPOLE	10	1	0.01%	7,503	6,250	1.33	1.60

SEELEY	1	1	0.01%	1,756	1,256	5.69	7.96
SKY VALLEY	11	1	0.01%	2,307	1,968	4.33	5.08
SOLVANG	4	1	0.01%	6,035	5,020	1.66	1.99
SONORA	3	1	0.01%	4,963	3,818	2.01	2.62
SQUAW VALLEY	1	1	0.01%	4,568	3,051	2.19	3.28
SUNNYSIDE-TAHOE CITY	1	1	0.01%	1,536	1,196	6.51	8.36
THORNTON	2	1	0.01%	873	594	11.45	16.84
TRONA	2	1	0.01%	0	0		
TRUCKEE	1	1	0.01%	16,784	13,122	0.60	0.76
VERNON	4	1	0.01%	329	216	30.40	46.30
WARNER SPRINGS*	2	1	0.01%				
WEAVERVILLE	1	1	0.01%	3,582	2,886	2.79	3.47
WELDON	5	1	0.01%	2,602	2,214	3.84	4.52
WILLOW CREEK	1	1	0.01%	1,371	1,114	7.29	8.98
WILLOWS	1	1	0.01%	6,201	4,317	1.61	2.32
WINCHESTER	3	1	0.01%	2,917	2,444	3.43	4.09
WINTERS	3	1	0.01%	7,270	5,618	1.38	1.78
WOODCREST	1	1	0.01%	17,378	13,246	0.58	0.75
YORBA LINDA	34	1	0.01%	68,035	52,571	0.15	0.19
ACAMPO	0	0	0.00%	255	238	0.00	0.00
AGUA DULCE	3	0	0.00%	3,161	2,688	0.00	0.00
AGUANGA	1	0	0.00%	603	478	0.00	0.00
AHWAHNEE	1	0	0.00%	1,896	1,694	0.00	0.00
ALTA	0	0	0.00%	652	593	0.00	0.00
ANGELUS OAKS*	2	0	0.00%				
ANGWIN	5	0	0.00%	2,731	2,318	0.00	0.00
ARMONA	0	0	0.00%	4,367	2,849	0.00	0.00
AROMAS	1	0	0.00%	2,744	2,326	0.00	0.00
ARVIN	1	0	0.00%	19,613	12,481	0.00	0.00
AVILA BEACH	3	0	0.00%	1,599	1,497	0.00	0.00
BASS LAKE	1	0	0.00%	318	286	0.00	0.00
BAY POINT	1	0	0.00%	24,407	18,218	0.00	0.00
BELLA VISTA	0	0	0.00%	3,955	2,892	0.00	0.00
BIG RIVER	2	0	0.00%	1,028	887	0.00	0.00
BLOCKSBURG*	0	0	0.00%				
BLOOMFIELD	0	0	0.00%	197	169	0.00	0.00
BODEGA	0	0	0.00%	547	383	0.00	0.00
BODEGA BAY	6	0	0.00%	1,186	1,057	0.00	0.00
BODFISH	2	0	0.00%	2,320	1,785	0.00	0.00
BONITA	2	0	0.00%	13,473	10,965	0.00	0.00
BONSALL	1	0	0.00%	4,131	3,304	0.00	0.00
BOONVILLE	0	0	0.00%	995	736	0.00	0.00

BOULEVARD	6	0	0.00%	359	359	0.00	0.00
BRANSCOMB*	1	0	0.00%				
BREA	1	0	0.00%	47,099	36,669	0.00	0.00
BRIDGEPORT	0	0	0.00%	408	373	0.00	0.00
BRISBANE	2	0	0.00%	4,756	3,797	0.00	0.00
BROWNS VALLEY*	3	0	0.00%				
BURNEY	0	0	0.00%	3,186	2,261	0.00	0.00
BUTTONWILLOW	0	0	0.00%	1,148	755	0.00	0.00
CALIPATRIA	2	0	0.00%	6,579	5,539	0.00	0.00
CALISTOGA	0	0	0.00%	5,191	4,467	0.00	0.00
CALPELLA	2	0	0.00%	674	567	0.00	0.00
CAMPTONVILLE	14	0	0.00%	224	181	0.00	0.00
CANYON LAKE	0	0	0.00%	11,108	8,684	0.00	0.00
CARMEL VALLEY VIL- LAGE	0	0	0.00%	4,642	3,962	0.00	0.00
CARPINTERIA	2	0	0.00%	13,187	10,576	0.00	0.00
CASMALIA	2	0	0.00%	64	64	0.00	0.00
CASTROVILLE	6	0	0.00%	6,620	4,350	0.00	0.00
CATHEDRAL CTY	1	0	0.00%				
CAYUCOS	3	0	0.00%	2,361	2,249	0.00	0.00
CEDAR PINES PK*	0	0	0.00%				
CEDARPINES PARK*	0	0	0.00%				
CLEARLAKE OAKS	2	0	0.00%	2,074	1,832	0.00	0.00
CLOVERDALE	9	0	0.00%	8,964	7,108	0.00	0.00
COLFAX	7	0	0.00%	2,230	1,684	0.00	0.00
COLMA	5	0	0.00%	1,376	1,075	0.00	0.00
COMPTCHE	0	0	0.00%	128	128	0.00	0.00
COOL**	1	0	0.00%				
COTTONWOOD	1	0	0.00%	2,802	1,509	0.00	0.00
COTTONWOOD	1	0	0.00%	5,893	4,573	0.00	0.00
CRESTMORE*	1	0	0.00%				
CROCKETT	0	0	0.00%	3,574	3,076	0.00	0.00
CROWS LANDING	6	0	0.00%	212	193	0.00	0.00
CUPERTINO	2	0	0.00%	59,763	45,320	0.00	0.00
CUYAMA	0	0	0.00%	9	9	0.00	0.00
DANVILLE	0	0	0.00%	43,449	32,420	0.00	0.00
DAVENPORT	1	0	0.00%	650	449	0.00	0.00
DEER PARK	1	0	0.00%	835	733	0.00	0.00
DEL REY	1	0	0.00%	1,491	1,067	0.00	0.00
DEL REY OAKS	0	0	0.00%	1,611	1,401	0.00	0.00
DISCOVERY BAY	0	0	0.00%	15,362	11,967	0.00	0.00
DUNNIGAN	0	0	0.00%	1,045	827	0.00	0.00
DUTCH FLAT	4	0	0.00%	104	96	0.00	0.00

EARP*	1	0	0.00%				
EL GRANADA	0	0	0.00%	5,651	4,636	0.00	0.00
EL VERANO	0	0	0.00%	3,034	2,598	0.00	0.00
ESCALON	2	0	0.00%	7,456	5,734	0.00	0.00
ESPARTO	2	0	0.00%	3,600	2,391	0.00	0.00
ESSEX*	2	0	0.00%				
FAWNSKIN*	1	0	0.00%				
FIDDLETOWN	0	0	0.00%	56	56	0.00	0.00
FOSTER CITY	1	0	0.00%	33,215	25,757	0.00	0.00
FREEDOM	3	0	0.00%	3,360	2,341	0.00	0.00
GARDEN VALLEY*	0	0	0.00%				
GEYSERVILLE	0	0	0.00%	837	721	0.00	0.00
GLEN ELLEN	0	0	0.00%	998	933	0.00	0.00
GOLD RIVER	2	0	0.00%	7,910	6,469	0.00	0.00
GOLD RUN**	0	0	0.00%				
GOLETA	6	0	0.00%	32,640	26,247	0.00	0.00
GORMAN*	2	0	0.00%				
GRANITE BAY	3	0	0.00%	22,180	17,004	0.00	0.00
GRAYSON	1	0	0.00%	1,593	1,197	0.00	0.00
GREEN VALLEY	0	0	0.00%	832	696	0.00	0.00
GREEN VALLEY	0	0	0.00%	1,586	1,361	0.00	0.00
GRIZZLY FLATS	1	0	0.00%	1,374	982	0.00	0.00
GUALALA*	1	0	0.00%				
GUERNEVILLE	2	0	0.00%	4,764	4,291	0.00	0.00
GUINDA	0	0	0.00%	194	169	0.00	0.00
GUSTINE	3	0	0.00%	6,122	4,607	0.00	0.00
HALF MOON BAY	5	0	0.00%	11,633	9,502	0.00	0.00
HAMMONTON*	1	0	0.00%				
HICKMAN	1	0	0.00%	810	635	0.00	0.00
HIDDEN HILLS	0	0	0.00%	2,107	1,547	0.00	0.00
HOMELAND	1	0	0.00%	6,221	4,635	0.00	0.00
HOPLAND	0	0	0.00%	1,025	818	0.00	0.00
HURON	1	0	0.00%	6,260	4,125	0.00	0.00
HYDESVILLE	0	0	0.00%	1,060	909	0.00	0.00
IDLEWILD	0	0	0.00%	48	37	0.00	0.00
IMPERIAL	0	0	0.00%	20,430	13,272	0.00	0.00
INDIAN WELLS	7	0	0.00%	4,832	4,546	0.00	0.00
IOWA HILL*	0	0	0.00%				
IRWINDALE	2	0	0.00%	1,343	1,071	0.00	0.00
ISLA VISTA	3	0	0.00%	14,722	14,397	0.00	0.00
ISLETON	3	0	0.00%	538	411	0.00	0.00
JACUMBA	2	0	0.00%	857	824	0.00	0.00
JAMESTOWN	0	0	0.00%	3,742	2,976	0.00	0.00

JANESVILLE	0	0	0.00%	2,641	2,240	0.00	0.00
JOHNSON PARK	0	0	0.00%	761	509	0.00	0.00
JUNCTION CITY	6	0	0.00%	1,195	1,067	0.00	0.00
KNIGHTS FERRY	0	0	0.00%	72	62	0.00	0.00
LA CANADA FLINTRIDGE	5	0	0.00%	20,378	14,704	0.00	0.00
LA HONDA	0	0	0.00%	1,422	1,150	0.00	0.00
LAFAYETTE	1	0	0.00%	25,310	19,188	0.00	0.00
LAGUNA HILLS	5	0	0.00%	31,170	25,337	0.00	0.00
LAGUNA WOODS	0	0	0.00%	17,452	17,401	0.00	0.00
LAKE ELIZABETH*	0	0	0.00%				
LAKE HUGHES	0	0	0.00%	867	669	0.00	0.00
LAKE ISABELLA	8	0	0.00%	3,514	2,435	0.00	0.00
LAKEHEAD	1	0	0.00%	569	540	0.00	0.00
LARKFIELD-WIKIUP	0	0	0.00%	7,688	5,732	0.00	0.00
LEBEC	2	0	0.00%	913	803	0.00	0.00
LEGGETT	1	0	0.00%	46	46	0.00	0.00
LEWISTON	2	0	0.00%	2,218	1,607	0.00	0.00
LINDEN	2	0	0.00%	1,845	1,327	0.00	0.00
LIVE OAK	1	0	0.00%	17,707	14,564	0.00	0.00
LIVE OAK	1	0	0.00%	9,222	6,526	0.00	0.00
LOCKEFORD	0	0	0.00%	4,126	3,116	0.00	0.00
LOMA MAR	2	0	0.00%	112	78	0.00	0.00
LOS ALAMITOS	3	0	0.00%	11,728	8,889	0.00	0.00
LOS ALAMOS	2	0	0.00%	834	744	0.00	0.00
LOS ALTOS	2	0	0.00%	31,133	23,552	0.00	0.00
LOS MOLINOS	1	0	0.00%	1,649	1,101	0.00	0.00
LOS OLIVOS	1	0	0.00%	1,020	869	0.00	0.00
LOST HILLS	1	0	0.00%	1,754	1,077	0.00	0.00
MAD RIVER	3	0	0.00%	322	263	0.00	0.00
MAGALIA	0	0	0.00%	9,245	7,436	0.00	0.00
MARICOPA	3	0	0.00%	1,217	863	0.00	0.00
MATHER	0	0	0.00%	4,712	3,292	0.00	0.00
MCCLOUD	1	0	0.00%	959	817	0.00	0.00
MCFARLAND	0	0	0.00%	13,971	9,079	0.00	0.00
MCKINLEYVILLE	1	0	0.00%	16,913	13,161	0.00	0.00
MERIDIAN	1	0	0.00%	376	281	0.00	0.00
MIDDLETOWN	4	0	0.00%	1,748	1,165	0.00	0.00
MIDWAY CITY	8	0	0.00%	8,032	6,314	0.00	0.00
MILLBRAE	2	0	0.00%	22,825	18,506	0.00	0.00
MINERAL	1	0	0.00%	77	77	0.00	0.00
MIRANDA	2	0	0.00%	656	391	0.00	0.00
MISSION HILLS	0	0	0.00%	3,458	2,609	0.00	0.00
MOJAVE	4	0	0.00%	3,865	2,747	0.00	0.00

MONTE RIO	0	0	0.00%	771	731	0.00	0.00
MONTECITO	7	0	0.00%	8,529	7,291	0.00	0.00
MONTGOMERY CREEK	0	0	0.00%	214	205	0.00	0.00
NAVARRO*	1	0	0.00%				
NEENACH*	1	0	0.00%				
NEW CUYAMA	1	0	0.00%	669	501	0.00	0.00
NEWCASTLE	0	0	0.00%	1,501	1,201	0.00	0.00
NORTH EDWARDS	0	0	0.00%	1,086	758	0.00	0.00
NORTH SAN JUAN	3	0	0.00%	109	109	0.00	0.00
NUEVO	0	0	0.00%	7,305	5,108	0.00	0.00
OAK HILLS	0	0	0.00%	7,838	6,342	0.00	0.00
OAK PARK	0	0	0.00%	13,627	10,204	0.00	0.00
OAK VIEW	4	0	0.00%	6,468	5,197	0.00	0.00
OLIVEHURST	2	0	0.00%	17,416	12,777	0.00	0.00
OMO RANCH*	2	0	0.00%				
ONEALS*	0	0	0.00%				
ONYX	2	0	0.00%	645	645	0.00	0.00
ORANGE COVE	4	0	0.00%	9,635	5,992	0.00	0.00
ORCUTT	2	0	0.00%	31,137	24,015	0.00	0.00
ORLAND	0	0	0.00%	8,221	5,530	0.00	0.00
PACHECO	0	0	0.00%	5,041	4,228	0.00	0.00
PACIFIC GROVE	4	0	0.00%	15,098	12,513	0.00	0.00
PAJARO	1	0	0.00%	2,723	1,908	0.00	0.00
PALERMO	0	0	0.00%	5,516	4,285	0.00	0.00
PALO ALTO	1	0	0.00%	67,901	52,684	0.00	0.00
PAUMA VALLEY*	1	0	0.00%				
PENN VALLEY	3	0	0.00%	1,188	1,027	0.00	0.00
PENRYN	1	0	0.00%	1,112	913	0.00	0.00
PIEDMONT	1	0	0.00%	11,161	8,150	0.00	0.00
PILOT HILL*	0	0	0.00%				
PINE GROVE	0	0	0.00%	3,386	2,890	0.00	0.00
PIONEERTOWN*	0	0	0.00%				
PIRU	0	0	0.00%	2,182	1,608	0.00	0.00
PISMO BEACH	1	0	0.00%	8,050	7,098	0.00	0.00
PLEASANT GROVE*	1	0	0.00%				
PLEASANT HILL	1	0	0.00%	34,504	27,684	0.00	0.00
PLYMOUTH	1	0	0.00%	1,297	1,076	0.00	0.00
POINT ARENA	0	0	0.00%	661	464	0.00	0.00
POINT REYES STATION	0	0	0.00%	383	383	0.00	0.00
POLLOCK PINES	0	0	0.00%	5,917	4,811	0.00	0.00
POPE VALLEY*	0	0	0.00%				
PORTOLA VALLEY	0	0	0.00%	4,397	3,583	0.00	0.00
PRINCETON	1	0	0.00%	357	233	0.00	0.00

PRUNEDALE	4	0	0.00%	19,372	14,140	0.00	0.00
QUARTZ HILL	0	0	0.00%	10,089	8,049	0.00	0.00
RANCHO MISSION VIEJO	0	0	0.00%	10,697	7,498	0.00	0.00
RAYMOND*	2	0	0.00%				
REDONDO BEACH	6	0	0.00%	70,620	54,427	0.00	0.00
REDWAY	0	0	0.00%	1,257	1,004	0.00	0.00
RESCUE*	0	0	0.00%				
RIMFOREST*	0	0	0.00%				
RODEO	1	0	0.00%	9,334	7,407	0.00	0.00
ROHNERT PARK	3	0	0.00%	44,461	35,559	0.00	0.00
ROLLING HILLS	2	0	0.00%	1,451	1,164	0.00	0.00
ROLLING HILLS	2	0	0.00%	539	490	0.00	0.00
ROSSMOOR	1	0	0.00%	11,742	8,769	0.00	0.00
ROUGH AND READY	0	0	0.00%	623	502	0.00	0.00
SAN ANDREAS	1	0	0.00%	2,936	2,331	0.00	0.00
SAN JUAN BAUTISTA	4	0	0.00%	1,976	1,519	0.00	0.00
SAN MIGUEL	1	0	0.00%	4,004	3,048	0.00	0.00
SAN MIGUEL	1	0	0.00%	2,756	1,897	0.00	0.00
SAND CITY	10	0	0.00%	319	271	0.00	0.00
SANTA FE SPRINGS	13	0	0.00%	18,840	14,690	0.00	0.00
SANTA NELLA	1	0	0.00%	2,055	1,399	0.00	0.00
SANTA YNEZ	5	0	0.00%	4,716	3,803	0.00	0.00
SATICOY	1	0	0.00%	1,628	1,181	0.00	0.00
SAUSALITO	5	0	0.00%	7,233	6,664	0.00	0.00
SEAL BEACH	1	0	0.00%	25,046	21,700	0.00	0.00
SHASTA LAKE	3	0	0.00%	10,361	7,928	0.00	0.00
SHERIDAN	4	0	0.00%	1,397	945	0.00	0.00
SHINGLETOWN	3	0	0.00%	2,248	2,054	0.00	0.00
SIERRA MADRE	2	0	0.00%	11,151	9,118	0.00	0.00
SILVERADO	1	0	0.00%	878	687	0.00	0.00
SMARTSVILLE	0	0	0.00%	379	313	0.00	0.00
SNELLING	1	0	0.00%	178	135	0.00	0.00
SOLANA BEACH	2	0	0.00%	12,946	10,311	0.00	0.00
SOQUEL	2	0	0.00%	10,505	8,405	0.00	0.00
SOUTH PASADENA	1	0	0.00%	26,583	20,447	0.00	0.00
ST. HELENA	1	0	0.00%	5,426	4,545	0.00	0.00
STRATFORD	2	0	0.00%	1,034	630	0.00	0.00
SUGARLOAF*	1	0	0.00%				
SULTANA	0	0	0.00%	1,005	627	0.00	0.00
SUN VILLAGE	1	0	0.00%	11,472	8,286	0.00	0.00
SUNNYVALE	0	0	0.00%	154,573	123,779	0.00	0.00
SUNOL	1	0	0.00%	920	728	0.00	0.00

TECATE*	1	0	0.00%				
TERMO*	0	0	0.00%				
THE SEA RANCH*	1	0	0.00%				
TIPTON	1	0	0.00%	3,170	2,097	0.00	0.00
TOLLHOUSE*	1	0	0.00%				
UNIVERSAL CITY*	3	0	0.00%				
VALLEY FORD	1	0	0.00%	0	0		
VIDAL*	0	0	0.00%				
WALNUT GROVE	0	0	0.00%	814	640	0.00	0.00
WALNUT PARK	5	0	0.00%	16,209	12,128	0.00	0.00
WASCO	4	0	0.00%	26,317	19,227	0.00	0.00
WESTLAKE VILLAGE	0	0	0.00%	7,948	6,467	0.00	0.00
WESTLEY	0	0	0.00%	602	356	0.00	0.00
WESTMORLAND	0	0	0.00%	2,010	1,251	0.00	0.00
WESTWOOD	0	0	0.00%	1,116	947	0.00	0.00
WHITMORE	1	0	0.00%	272	247	0.00	0.00
WILDWOOD*	0	0	0.00%				
WILLIAMS	5	0	0.00%	5,539	3,846	0.00	0.00
WINDSOR	8	0	0.00%	26,320	20,220	0.00	0.00
WISHON*	0	0	0.00%				
WOFFORD HEIGHTS	1	0	0.00%	2,267	2,094	0.00	0.00
WOODBIDGE	0	0	0.00%	3,870	3,167	0.00	0.00
WOODSIDE	1	0	0.00%	5,256	4,007	0.00	0.00
WRIGHTWOOD	2	0	0.00%	4,461	3,580	0.00	0.00
YETTEM	1	0	0.00%	108	108	0.00	0.00
YORKVILLE*	1	0	0.00%				
YOUNTVILLE	0	0	0.00%	3,397	3,216	0.00	0.00
ZENIA*	1	0	0.00%				

* Indicates an unincorporated area for which the 2022 American Community Survey does not have population data.

** Indicates a city/area that could not be matched to an official city or census-designated place and therefore does not have corresponding population data (e.g., not clear if "Huntington" refers to Huntington Beach or Huntington Park).