



C A L I F O R N I A

DEPARTMENT of JUSTICE

# CALIFORNIA WITNESS RELOCATION AND ASSISTANCE PROGRAM

ANNUAL REPORT TO THE LEGISLATURE  
FISCAL YEAR 2023-24

---

January 1, 2025

# **CALIFORNIA WITNESS RELOCATION AND ASSISTANCE PROGRAM**



## **CALIFORNIA OFFICE OF THE ATTORNEY GENERAL**

**Rob Bonta**  
Attorney General

## **DIVISION OF LAW ENFORCEMENT**

**Stephen Woolery**  
Chief

# TABLE OF CONTENTS

<b>EXECUTIVE SUMMARY .....</b>	<b>1</b>
<b>CASE STATISTICS .....</b>	<b>2</b>
Table 1 — Case Statistics for All Chapter Funds as of June 30, 2024.....	2
Chart 1 — New Case Activity During FY 2023-2024 (Chapter 12/23) .....	2
<b>CASES SUBMITTED FOR FUNDING.....</b>	<b>3</b>
Chart 2 — Types of Cases Submitted and Approved for Funding (FY 2023-2024) .....	3
Chart 3 — Percentage of Gang-Related Cases Funded Each Fiscal Year.....	4
<b>CHARGES FILED ON CASES .....</b>	<b>5</b>
Chart 4 — Types of Charges Filed on Cases (FY 2023-2024) .....	5
<b>STATE &amp; LOCAL ASSISTANCE.....</b>	<b>6</b>
Table 2 — Chapter Fund Balances.....	6
<b>REIMBURSEMENTS TO AGENCIES .....</b>	<b>6</b>
Table 3 — Approved Reimbursement Claims by Chapter Fund (FY 2023-2024) .....	6
<b>25 PERCENT MATCH.....</b>	<b>7</b>
Table 4 — Submitted Match Value by Agency (FY 2023-2024).....	7
<b>TESTIMONIALS.....</b>	<b>8</b>
Riverside County District Attorney’s Office.....	8
San Mateo County District Attorney’s Office .....	8
<b>ADDITIONAL PROGRAM ITEMS OF INTEREST .....</b>	<b>8</b>
Administrative Costs.....	8
Outreach and Training.....	8



## EXECUTIVE SUMMARY

The California Witness Relocation and Assistance Program (CalWRAP) is administered by the Attorney General's Office pursuant to California Penal Code section 14022. The Attorney General's Office reimburses state and local agencies for approved services provided to threatened witnesses. The program is currently funded from the State Penalty Fund, which is administered by the Governor's Office of Emergency Services.

This report summarizes the CalWRAP activities during the fiscal year (FY) reporting period of July 1, 2023 through June 30, 2024. During the reporting period, the CalWRAP managed the administration of three FY appropriations: (1) Chapter 12/23 (FY 2023-2024), (2) Chapter 43/22 (FY 2022-2023), and (3) Chapter 21/21 (FY 2021-2022). The program provided services for 257 cases, including 178 existing cases and 79 new cases. The program closed 135 cases, leaving 122 active cases as of June 30, 2024.

The 79 new cases provided services to 87 witnesses and 107 of their family members and friends. During their participation in the CalWRAP, the witnesses provided testimony against 133 violent offenders. Types of cases submitted and approved for CalWRAP services consisted of: 59 gang-related cases, 16 high-risk crimes cases, 1 domestic violence case, 1 organized crime case, 1 human trafficking case, and 1 narcotics case. Homicide and attempted homicide accounted for 84 percent of the primary charges filed against defendants. The remaining 16 percent of the primary charges filed involved assault, threats, kidnapping, criminal conspiracy, rape, narcotics, and sexual assault.

In FY 2023-2024 (Chapter 12/23), \$2,354,000 was allocated to the CalWRAP for distribution to California state and local agencies. The program distributed \$262,335 of the \$2,354,000 as of June 30, 2024, with the remaining balance available for an additional two-year period to support the 79 new cases opened during FY 2023-2024.

Utilizing all three years of appropriations, the program processed 244 claims for reimbursement during the FY 2023-2024 reporting period, totaling \$1,537,626 in authorized witness expenditures reimbursed to 19 California state and local agencies. Pursuant to Penal Code section 14027(b), local agencies are required to apply a 25 percent match for reimbursement claims.

The CalWRAP expended \$152,000 on administrative costs in FY 2023-2024, which included personnel resources and general operating expenses. The CalWRAP analyst continues to provide program training to state and local agencies throughout California, as requested. The CalWRAP is currently administered by the Division of Law Enforcement within the California Department of Justice.

## CASE STATISTICS

During the FY 2023-2024 reporting period, the CalWRAP was responsible for the administration of three FY appropriations: (1) Chapter 12/23 (FY 2023-2024), (2) Chapter 43/22 (FY 2022-2023), and (3) Chapter 21/21 (FY 2021-2022). The program provided service for 257 cases, including 178 existing cases and 79 new cases. As of June 30, 2024, the program has closed 135 cases, leaving 122 cases active (see Table 1).

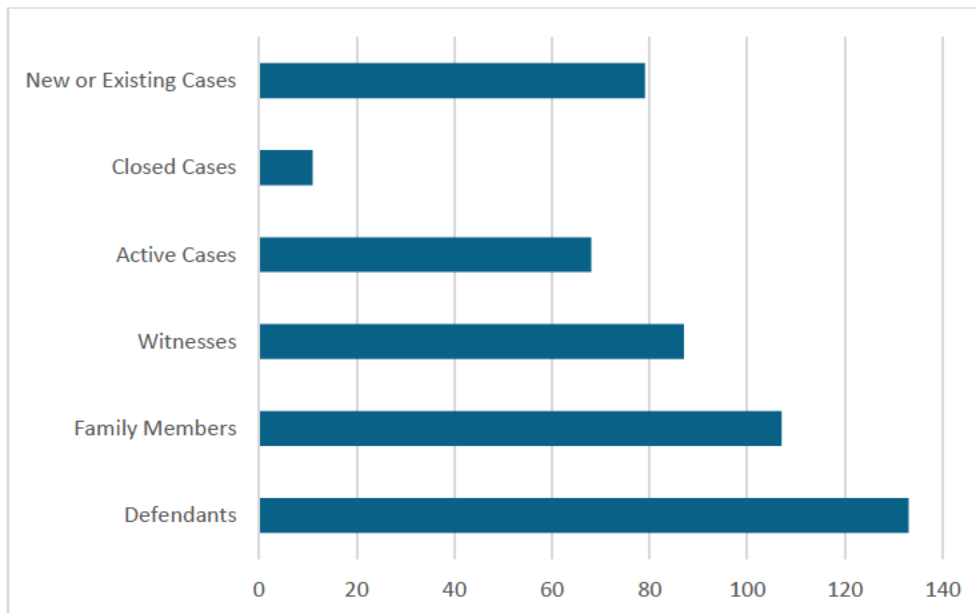
**Table 1 — Case Statistics for All Chapter Funds as of June 30, 2024**

Chapter Fund	New or Existing Cases	Closed Cases	Active Cases	Witnesses	Family Members	Defendants
12/23	79	11	68	87	107	133
43/22	100	46	54	107	134	168
21/21 *	78	78	0	86	132	149
<b>Totals</b>	<b>257</b>	<b>135</b>	<b>122</b>	<b>280</b>	<b>373</b>	<b>450</b>

\* Chapter 21/21 closed on June 30, 2024

The 79 new CalWRAP cases approved during FY 2023-2024 (Chapter 12/23) provided for the relocation of 87 testifying witnesses and 107 of their family members and friends. The witnesses testified in cases filed against 133 defendants during their participation in the CalWRAP (see Chart 1).

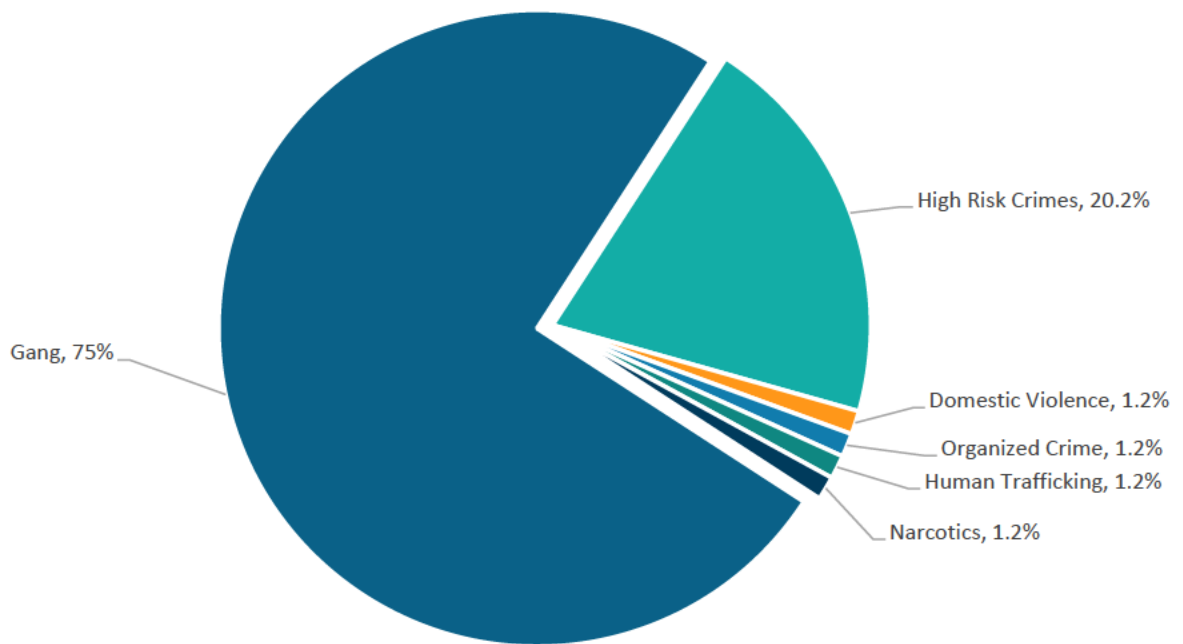
**Chart 1 — New Case Activity During FY 2023-2024 (Chapter 12/23)**



## CASES SUBMITTED FOR FUNDING

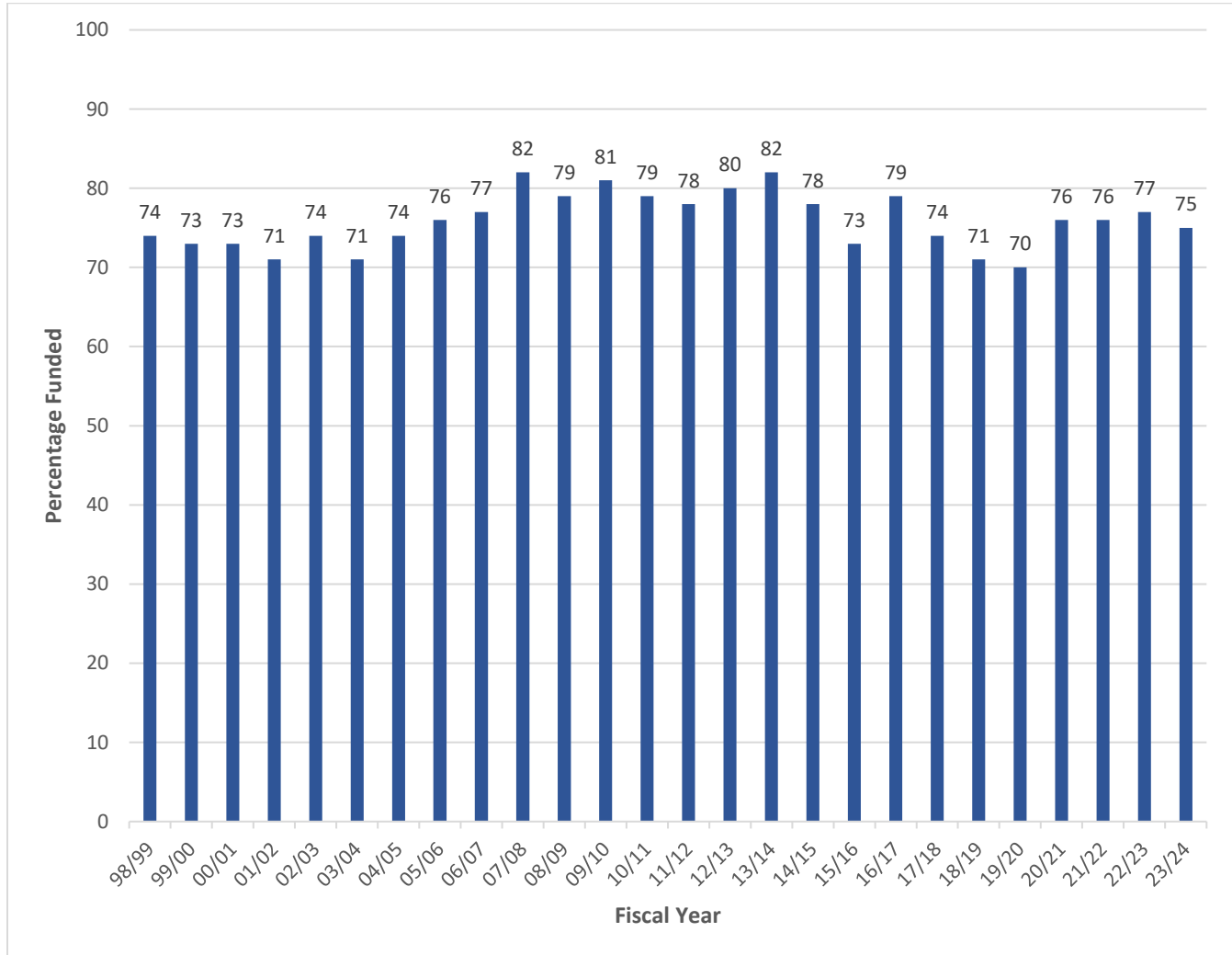
There were 79 new cases submitted and approved by the CalWRAP for the period of July 1, 2023 through June 30, 2024. Types of cases approved consisted of: 59 gang-related cases (75 percent), 16 high-risk crimes cases (20.2 percent), 1 domestic violence case (1.2 percent), 1 organized crime case (1.2 percent), 1 human trafficking case (1.2 percent), and 1 narcotics case (1.2 percent). (See Chart 2.)

*Chart 2 — Types of Cases Submitted and Approved for Funding (FY 2023-2024)*



Since the inception of the CalWRAP in January of 1998, gang-related cases have been the primary type of case submitted and approved by the CalWRAP. Chart 3 depicts the actual percentage of gang-related cases approved between FY 1998-1999 and FY 2023-2024.

**Chart 3 — Percentage of Gang-Related Cases Funded Each Fiscal Year**

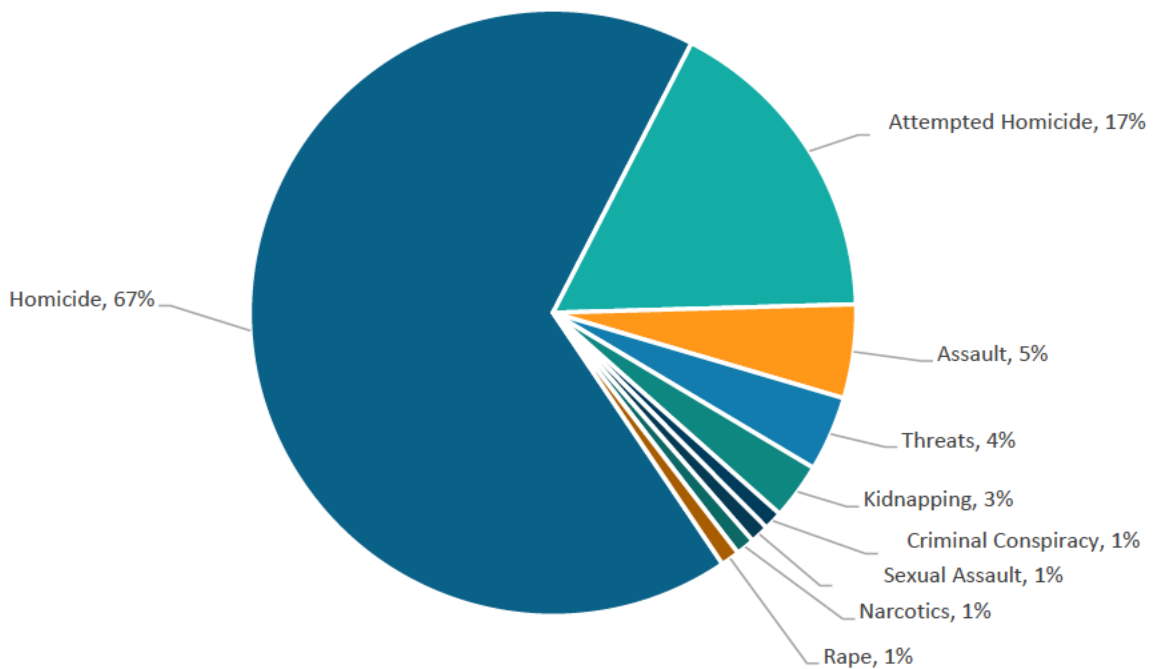


## CHARGES FILED ON CASES

During the FY 2023-2024 reporting period, homicide and attempted homicide accounted for 84 percent of the primary charges filed on the 79 approved cases. The remaining primary charges filed included: assault (5 percent), threats (4 percent), kidnapping (3 percent), criminal conspiracy (1 percent), rape (1 percent), narcotics (1 percent), and sexual assault (1 percent).

Chart 4 is a visual representation of the types of primary charges filed on the approved cases.

*Chart 4 — Types of Charges Filed on Cases (FY 2023-2024)*





## STATE & LOCAL ASSISTANCE

The CalWRAP’s local assistance appropriation (funds available to state and local agencies to support witness relocation cases) for Chapter 12/23 (FY 2023-2024) was \$2,354,000. As of June 30, 2024, the program distributed \$262,355 and the remaining balance of \$2,091,645 is available for agencies to support the cases they opened during FY 2023-2024 for a period of two additional years.

Table 2 illustrates the status of the 12/23 (FY 2023-2024) Chapter fund, and the two prior FY funds, Chapters 43/22 (FY 2022-2023) and 21/21 (FY 2021-2022), which were also administered by the program during this reporting period. The Chapter 21/21 fund closed on June 30, 2024.

**Table 2 — Chapter Fund Balances**

Chapter Fund	Beginning Funds	Expended Funds	Remaining Balance
12/23 (FY 23-24)*	\$2,354,000.00	\$262,355.10	\$2,091,644.90
43/22 (FY 22-23)*	\$2,354,000.00	\$1,106,251.49	\$1,247,748.51
21/21 (FY 21-22)†	\$2,354,000.00	\$1,198,303.16	\$1,155,696.84

\* Although there is an available balance, funds have been encumbered for future continued support for existing cases attributed to this FY.

† Chapter 21/21 closed on June 30, 2024.

## REIMBURSEMENTS TO AGENCIES

In FY 2023-2024, the CalWRAP staff processed 244 reimbursement claims totaling \$1,537,626 submitted by 19 state and local agencies. The approved reimbursement claims reflect a monthly average of \$128,136 utilized for witness or sworn law enforcement expenses.

Table 3 shows the total expenses approved for each active chapter fund during FY 2023-2024 and the total number of reimbursement claims processed for each year’s appropriation. Reimbursements support various services for relocated witnesses and their family members and friends, such as temporary lodging, relocation expenses, storage of personal belongings, rent, meals, utilities, and incidentals. The program also reimburses expenses incurred for psychological counseling, medical care, new identities, vocational or occupational training, and travel costs for witnesses who must return to testify in criminal proceedings. Sworn law enforcement expenses may also be reimbursed for transporting or protecting witnesses. These expenses include travel, lodging, per diem, and required overtime.

**Table 3 — Approved Reimbursement Claims by Chapter Fund (FY 2023-2024)**

Chapter Fund	Amount Approved	Claims Processed
Chapter 12/23	\$262,355.10	51
Chapter 43/22	\$689,999.38	143
Chapter 21/21	\$585,271.76	50
<b>Totals</b>	<b>\$1,537,626.24</b>	<b>244</b>

## 25 PERCENT MATCH

The CalWRAP is mandated to report the amount of funding sought by each agency, provided to each agency, and the 25 percent match value. There were a total of 244 approved reimbursement claims in FY 2023-2024. Table 4 reflects the 19 agencies that submitted match claims during this period.

*Table 4 — Submitted Match Value by Agency (FY 2023-2024)*

Agency	Total Amount Submitted	Total Amount Approved	Match Value <sup>1</sup>
Butte County DA	\$12,794.34	\$12,794.34	\$5,971.97
Fresno County DA	\$339,707.82	\$338,965.61	\$119,918.56
Kern County DA	\$34,148.15	\$34,011.61	\$7,434.62
Kings County DA	\$24,028.41	\$24,028.41	\$4,941.01
Los Angeles County DA	\$287,383.59	\$285,005.57	\$117,393.96
Monterey County DA	\$52,820.39	\$52,820.39	\$11,243.31
Orange County DA	\$30,624.90	\$30,624.90	\$0.00
Riverside County DA	\$83,306.79	\$83,306.79	\$20,827.06
Sacramento County DA	\$24,845.83	\$24,845.83	\$7,503.76
San Bernardino County DA	\$11,891.61	\$11,891.61	\$25,392.27
San Diego County DA	\$58,079.40	\$58,079.40	\$18,393.00
San Joaquin County DA	\$203,368.08	\$201,237.49	\$34,290.17
San Luis Obispo County DA	\$20,356.10	\$20,356.10	\$7,805.81
San Mateo County DA	\$73,050.99	\$73,050.99	\$21,864.24
Santa Barbara County DA	\$2,126.41	\$2,126.41	\$1,852.99
Santa Clara County DA	\$141,467.98	\$141,467.98	\$38,733.77
Santa Cruz County DA	\$95,648.92	\$95,648.92	\$21,719.77
Sonoma County DA	\$24,800.00	\$24,800.00	\$5,647.00
Sutter County DA	\$22,563.89	\$22,563.89	\$5,640.97
<b>Grand Total</b>	<b>\$1,543,013.60</b>	<b>\$1,537,626.24</b>	<b>\$476,574.24</b>

<sup>1</sup> Effective August 24, 2007, the California Legislature amended and codified section 14027(b) of the California Penal Code to impose a 25 percent match requirement on all new cases submitted by local agencies. Local agencies may submit a match amount more than 25 percent of the total reimbursement claim. However, if the match amount submitted is less than 25 percent of the total reimbursement claim in the first 30 days a CalWRAP case is active, the reimbursement claim may be reduced to meet the 25 percent match.

## TESTIMONIALS

Following the closure of a case, the CalWRAP program staff solicits information from state and local agencies, requesting comments or suggestions concerning the program, its policies, and its procedures. The comments received from these agencies during FY 2023-2024 include many positive responses regarding the services administered by program staff, the witness services provided, and the continued need to provide these services to testifying witnesses. The following are some of the testimonials received over the past year.

### **Riverside County District Attorney's Office**

"The witness and children in this case were incredibly appreciative of the assistance CalWRAP provided them with relocation and protection. Although the case has yet gone to trial, investigators have been in contact with the witnesses and they remain eager to return to provide their testimony."

### **San Mateo County District Attorney's Office**

"I personally appreciate the time and effort that goes into preparing and updating the manual each year. I have begun teaching our staff more often about the CALWRAP, and it is nice with the limited time I have in a training block, to tell them that whatever I don't have time to cover is in the manual."

## ADDITIONAL PROGRAM ITEMS OF INTEREST

### **Administrative Costs**

In FY 2023-2024, the CalWRAP expended \$152,000 on administrative costs, which include personnel resources and operating expenses.

The program staff consists of one full-time Associate Governmental Program Analyst.

### **Outreach and Training**

The CalWRAP Program Analyst continuously provides training on the policies and procedures of the program for agencies, upon request.

The CalWRAP regularly contacts state and local agencies statewide that have not recently utilized the program, to provide information on funding opportunities for their current or future cases.