

# **Most** of the Time it Works Every Time

The Mindset Behind Using **Probabilistic** Data Structures

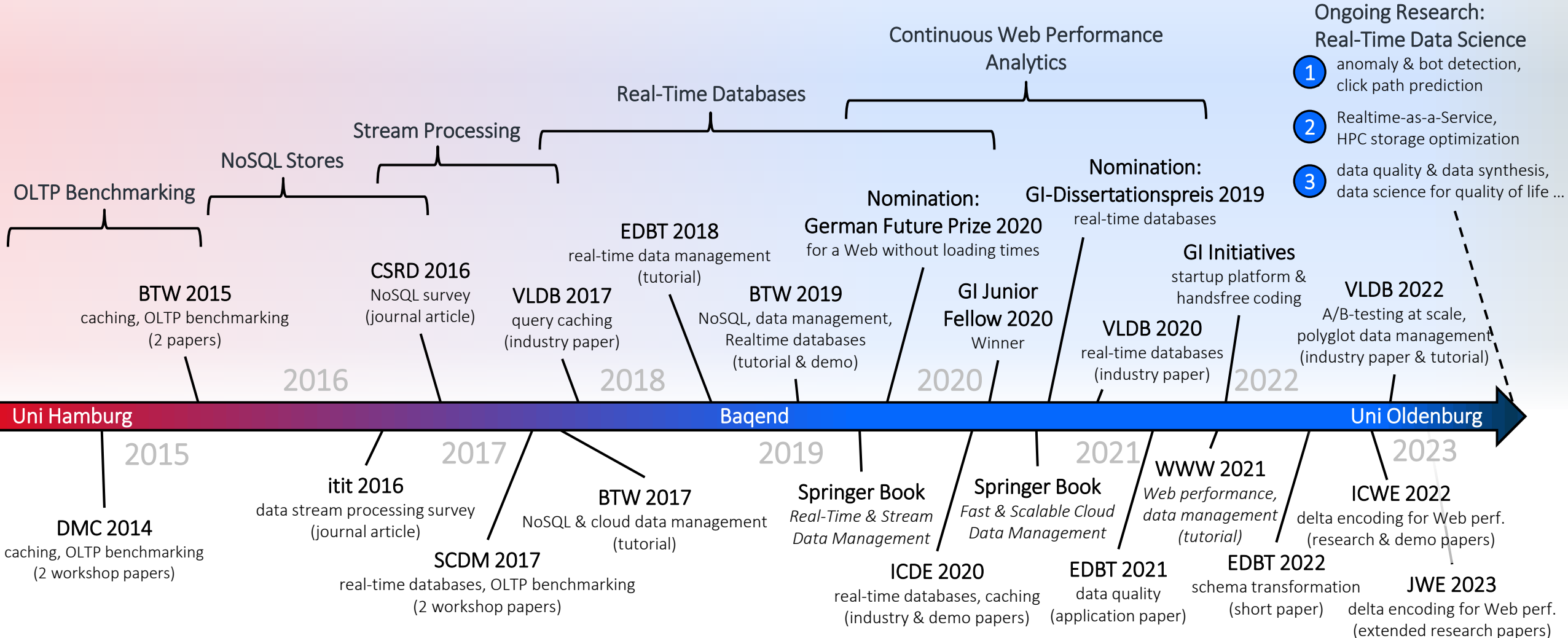
Techcamp 2024, Hamburg, Germany

Wolfram „Wolle“ Wingerath

June 19, 2024

Slides Available at <https://wolle.science>

# Research Overview: Data Engineering for Data Science



# Mini Lecture **Outline**

1

## **Skip Lists: Challenge & Basic Idea**

Which problem do skip lists solve and in what ways are they superior to other list variants?

2

## **Chance, Efficiency & Complexity Analysis**

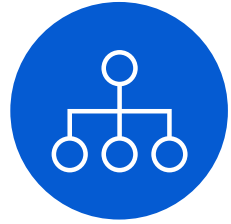
What is the probabilistic element in skip lists, how do they scale, and when should you use them?

3

## **Trade-Offs in Other Probabilistic Data Structures**

What are advantages of other probabilistic data structures like Bloom filters or Count-Min Sketches?

# Helpful Basic Knowledge



## Data Structures

Linked Lists, Arrays & Array Lists,  
Self-Balancing Trees, Hash Maps



## Algorithms & Performance Analysis

Binary Search, Tree Traversal, Sorting,  
Probability Theory basics



## Sorted List Applications

Database Sorting & Indexes, Dynamic  
Collections, (Streaming) Aggregation



## Probabilistic Data Structures

Skip Lists & Coin Flipping, Bloom Filters,  
Count-Min Sketch, Trade-Offs & Use Cases

# Application Scenario: Working With a Sorted List

- Imagine **sorted list** of key-value pairs, e.g. ...
  - a sorted set in Redis
  - Member list on your Discord server
  - a list of running medians over a large sliding window

3	6	9	12	17	19	21	25	26
Benni	Asya	Sarah	Will	Wolle	Fabi	Betsy	Kim	Jane

keys

values

Note: Values will not be visualized on the following slides!



Raymond Hettinger. [Regaining Lost Knowledge](#), Deep Thoughts by Raymond Hettinger (2010).



Matt Nowack. [Using Rust to Scale Elixir for 11 Million Concurrent Users](#), Discord Blog (2019).



Redis Ltd. [Redis Sorted Sets](#), Redis Glossary (2023).

# Challenge: Maintaining Order

- Why not just use standard list implementations?

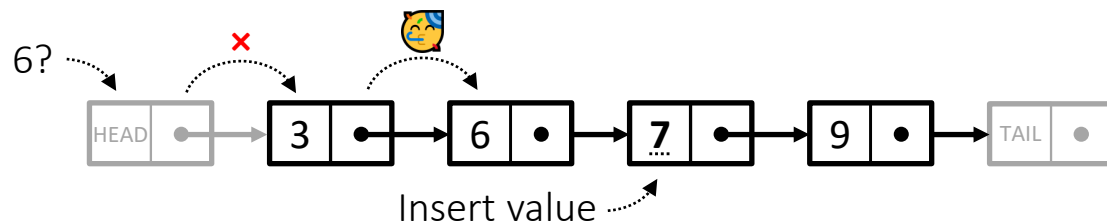
## Sorted Linked List:

- Search:  $O(n)$
- Update:  $O(1)$  (after search)

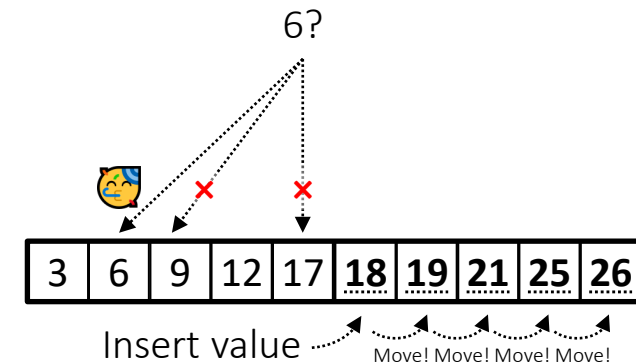
VS.

## Sorted Array List:

- Search:  $O(\log n)$
- Update:  $O(n)$



+ Fast updates



+ Binary Search

## Can't we have a list that gives us both?

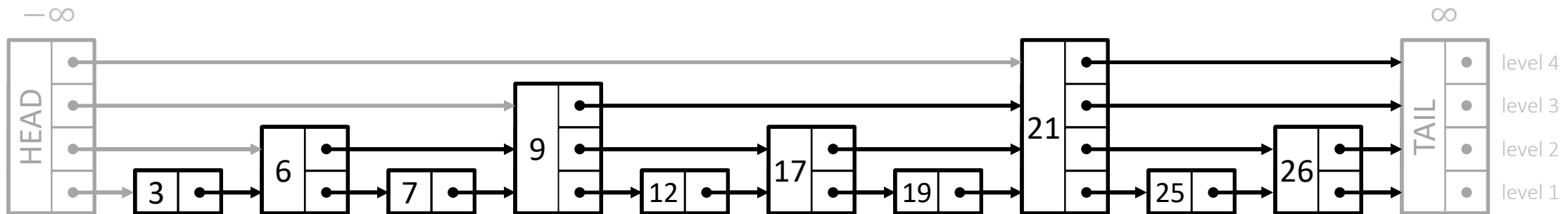
(Yes! Yes, we can!)

Idea for list comparison inspired by:  
Kevin Buchin. [Skip Lists](#), YouTube (2021).

# Skip List Idea: A Sorted Linked List Tuned For Binary Search

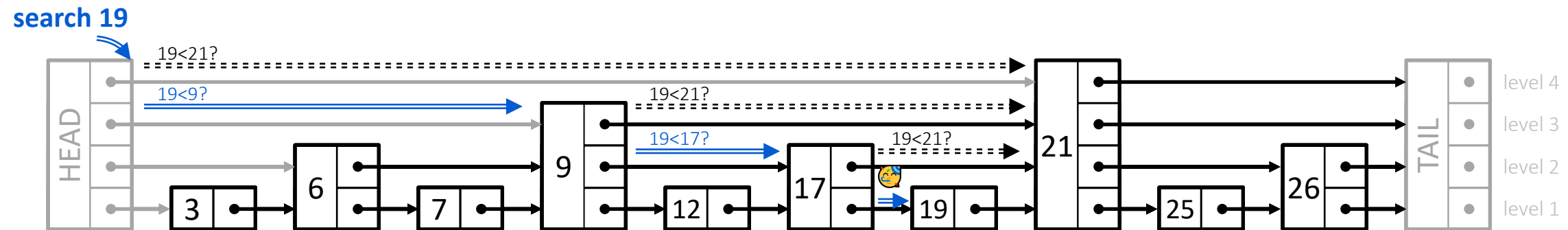
The perfect skip list is a sorted linked list with **shortcuts** for skipping item subsequences during traversal

- *Normal Lane* (level 1): standard sorted linked list where every node is connected to its successor
- **Express Lanes** (levels above): Only half of all nodes are promoted to the next level
  - Level 2: add pointers that connect only every 2nd node
  - Level 3: add pointers that connect only every 4th node
  - ...
  - Level  $\log n$ : only 1 node that connects to HEAD and TAIL



# Searching the Perfect Skip List

- Basic search algorithm:
    - (1) Start with the fastest express lane (top level)
    - (2) Keep advancing until the next step would overshoot, then climb down one level
    - (3) Repeat until you either find the target or reach the normal lane and find that it's not in the list
- Success! Failure!





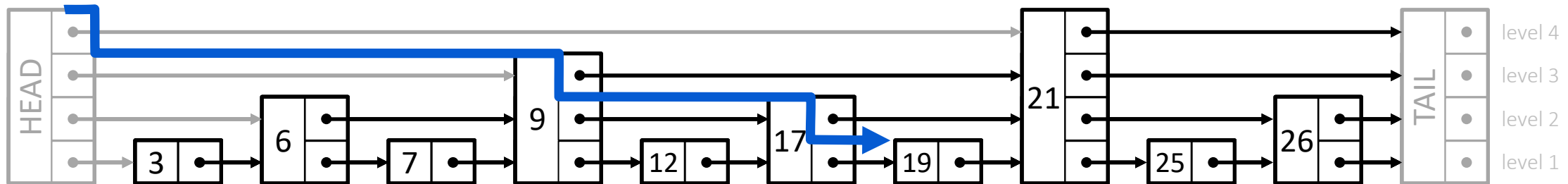
# Searching the Perfect Skip List

- Basic search algorithm:
  - (1) Start with the fastest express lane (top level)
  - (2) Keep advancing until the next step would overshoot, then climb down one level
  - (3) Repeat until you either find the target or reach the normal lane and find that it's not in the list

⏟  
🏆 Success!

⏟  
❌ Failure!
- **$O(\log n)$  Time Complexity:** Search paths no longer than  $2 \log n$  nodes
  - There are  $\log n$  levels
  - Search will visit no more than 2 nodes per level!

search 19



# The Perfect Skip List: Space **Efficiency**

**$O(n)$  Space Complexity:** The list has no more than  $2n$  pointers

- The number of nodes across all levels can be used as an upper bound:

- $n$  nodes on level 1 (all nodes)

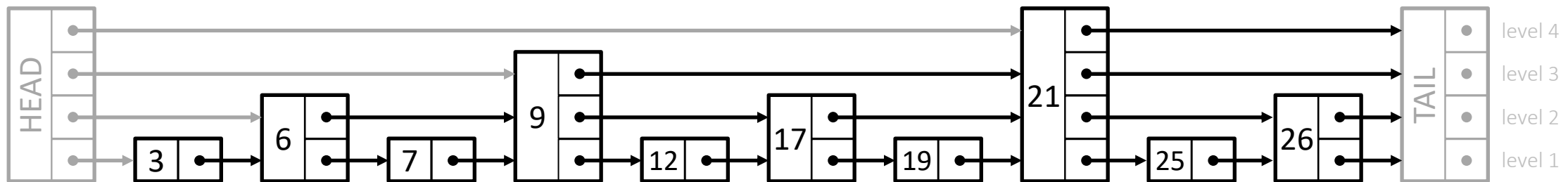
- $\frac{n}{2}$  nodes on level 2 (every 2nd node)

- $\frac{n}{4}$  nodes on level 3 (every 4th node)

- ...

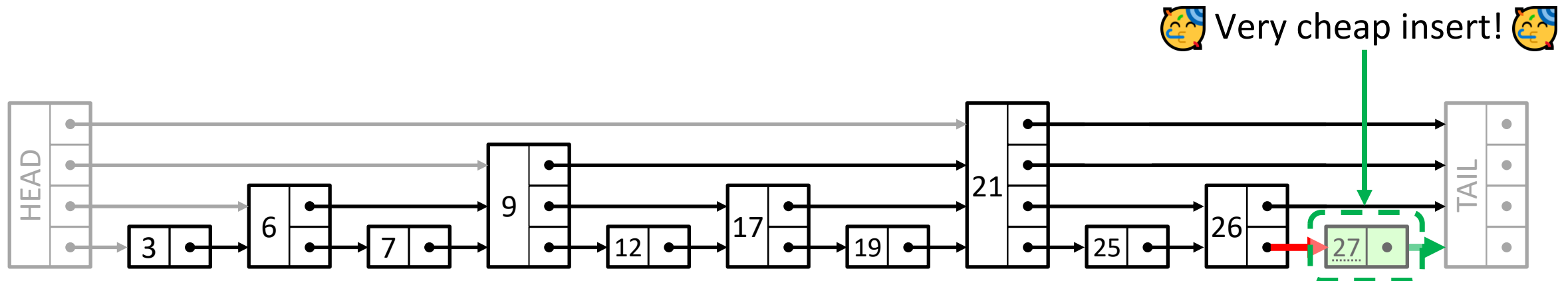
- Entire list:  $n + \frac{n}{2} + \frac{n}{4} + \frac{n}{8} + \dots = n + n \cdot \sum_{k=1}^{\infty} \left(\frac{1}{k}\right)^k = n + n = \underline{2n}$

geometric series



# The Perfect Skip List: But What About **Updates**?

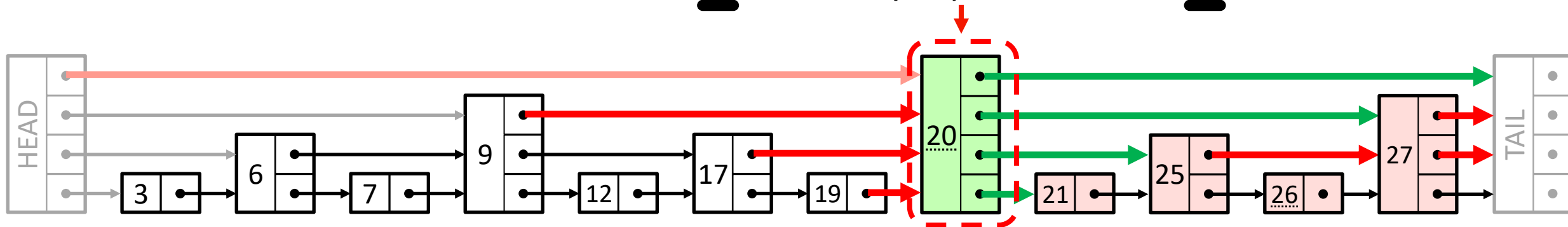
- Value updates are always efficient (search + replace node value)
- Insert and delete operations **can be efficient!**
  - Example: **Inserting 27**
    - Structure remains intact with only minor changes (and removing it would be easy as well)



# The Perfect Skip List: But What About **Updates**?

- Value updates are always efficient (search + node value change)
- Insert and delete operations **can be efficient!**
  - Example: **Inserting 27**
    - Structure remains intact with only minor changes (and removing it would be easy as well)
- But they **can also require (prohibitively) expensive restructuring** to keep the perfect structure!
  - Example: **Inserting 20**
    - Keeping the structure intact is not possible without rearranging many nodes

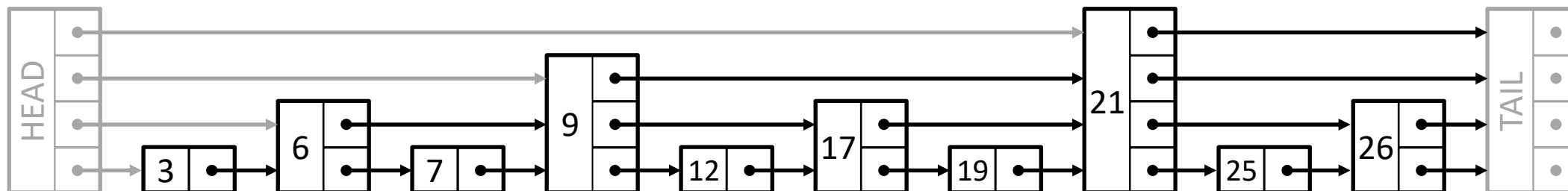
🚨 Extremely expensive insert! 🚨



# Probabilistic Structure for Increased Robustness

- **Problem:** efficient updates are not possible while maintaining the perfect skip list structure
- **Approach:** Requirement relaxation!
  - Exactly half of all nodes are promoted to the next level

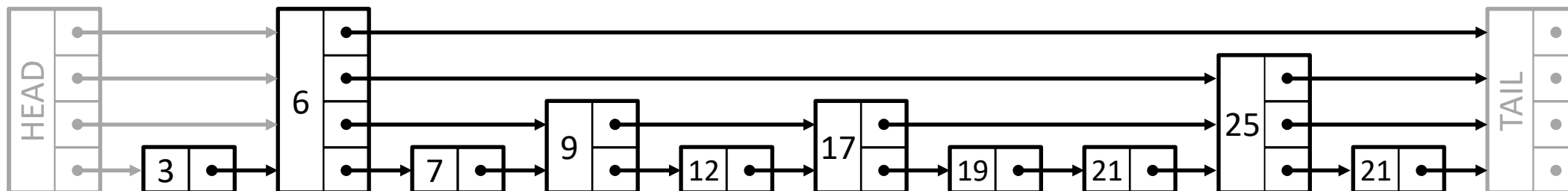
Perfect Skip List (strict requirements)



# Probabilistic Structure for Increased Robustness

- **Problem:** efficient updates are not possible while maintaining the perfect skip list structure
- **Approach:** Requirement relaxation!  
On average,
  - ~~Exactly~~ half of all nodes are promoted to the next level
  - Expected performance remains the same as with perfect skip lists!
- **Coin Flipping:** When inserting a new node, we flip a coin for every promotion decision:
  - 🎲 Heads: The node gets promoted to the next level and we flip again ...
  - 🎲 Tails: No further promotion!

Perfect Skip List



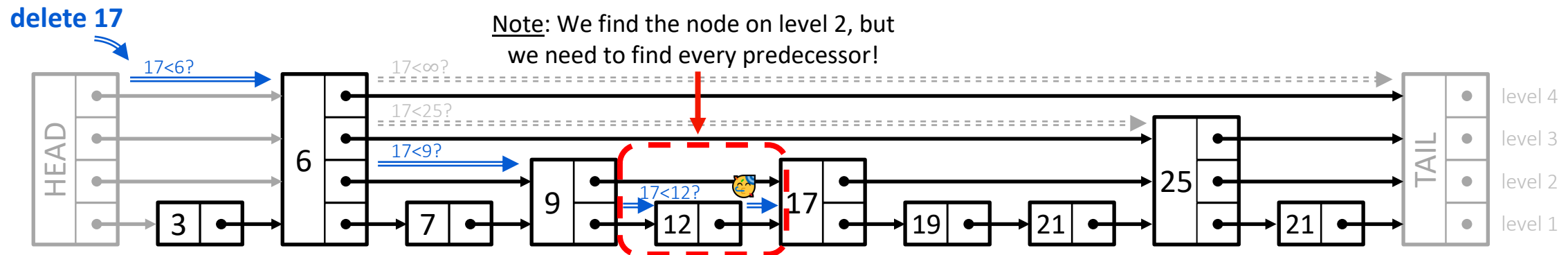
# Deleting From a Skip List

- Basic **delete algorithm** for removing a node X (e.g. 17):

(1) Perform search for the to-be-deleted node X until you find the node on the normal lane

(2) On your way down, remember X's predecessor on every level  $\rightarrow$  predecessors =  $\begin{pmatrix} 12 \\ 9 \\ 6 \\ 6 \end{pmatrix}$  level 1  
level 2  
level 3  
level 4

(3) ...



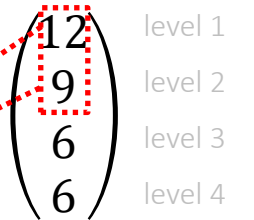
# Deleting From a Skip List

- Basic **delete algorithm** for removing a node X (e.g. 17):

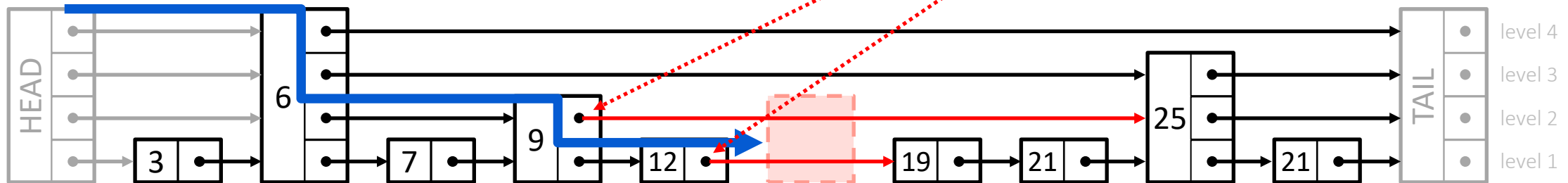
(1) Perform search for the to-be-deleted node X until you find the node on the normal lane

(2) On your way down, remember X's predecessor on every level  $\rightarrow$  *predecessors* =  $\begin{pmatrix} 12 \\ 9 \\ 6 \\ 6 \end{pmatrix}$

(3) Connect X's predecessors with X's successors and remove X




delete 17

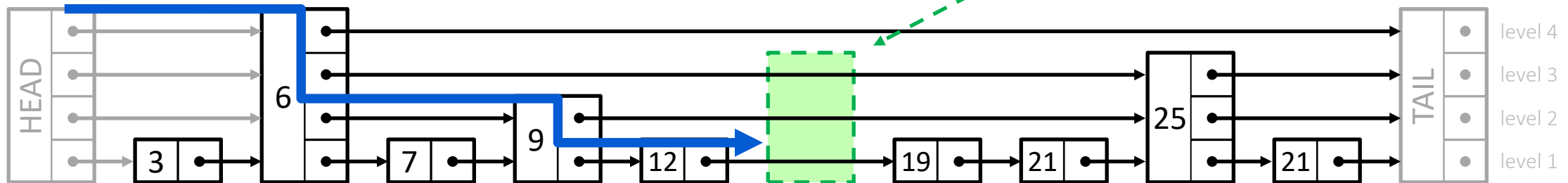





# Inserting Into a Skip List

- Basic **insert algorithm** for adding a node X (e.g. 17) is very similar to the deletion algorithm:
  - Perform search for the to-be-*inserted* node X until you find the position on the normal lane
  - On your way down, remember X's predecessor on every level  $\rightarrow$  *predecessors* = ... (as before)
  - Coin flips to choose a level between 1 and max. level  $\rightarrow$ 

  - Insert the node ...

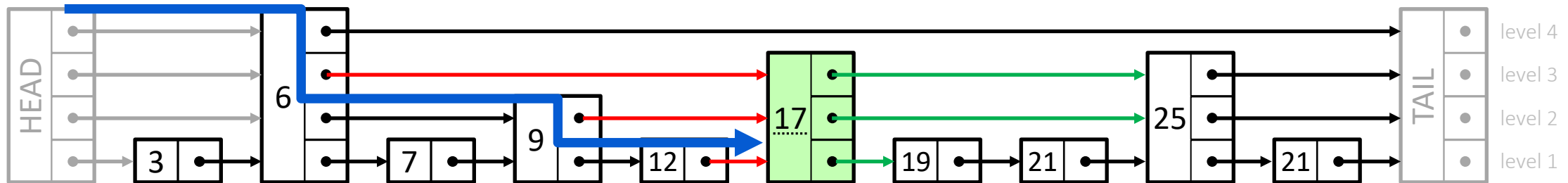
insert 17



# Inserting Into a Skip List

- Basic **insert algorithm** for adding a node X (e.g. 17) is very similar to the deletion algorithm:
  - (1) Perform search for the to-be-*inserted* node X until you find the position on the normal lane
  - (2) On your way down, remember X's predecessor on every level  $\rightarrow$  *predecessors* = ... (as before)
  - (3) Coin flips to choose a level between 1 and max. level  $\rightarrow$  
  - (4) Insert the node and update pointers on chosen levels

## insert 17



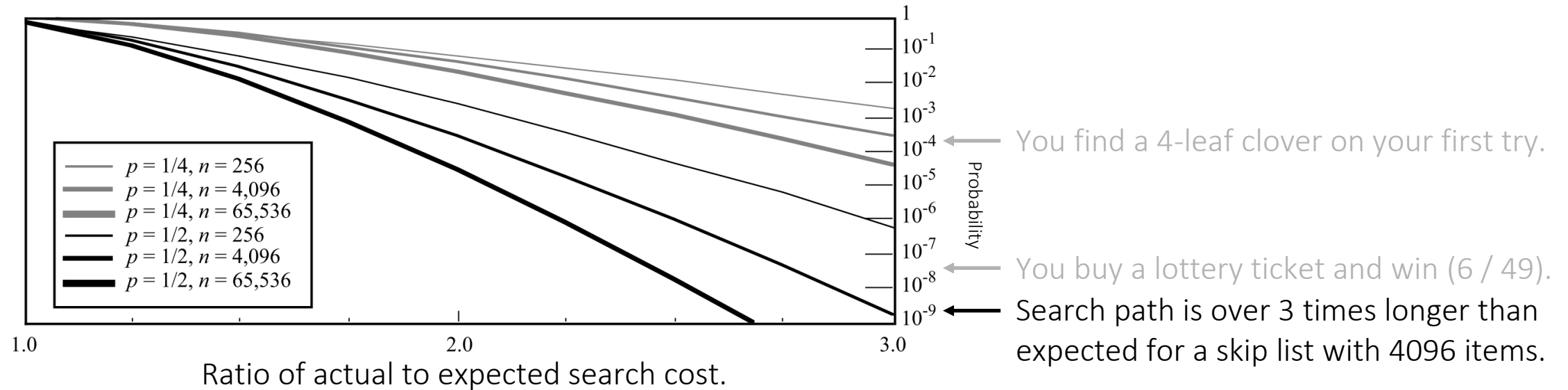
# About Fair & Unfair Coins: Choosing the Optimal **p-Value**

<b>p</b>	<b>Time Complexity</b> (Normalized $\frac{\log_{1/p} n}{p}$ )	<b>Example</b> ( $\frac{\log_{1/p} n}{p}$ for $n = 128$ )	<b>Space Complexity</b> ( $\frac{1}{1-p}$ , i.e. Avg. Pointers Per Node)
$\frac{1}{2} = 0.5$	1	$\frac{\log_2 128}{1/2} = 7 \cdot 2 = 14$	2
$\frac{1}{e} \approx 0.368$	0.942...	$\frac{\log_e 128}{1/e} \approx 4.852 \cdot e \approx 13.189$	1.582...
$\frac{1}{4} = 0.25$	1	$\frac{\log_4 128}{1/4} = 3.5 \cdot 4 = 14$	1.333...
$\frac{1}{8} = 0.125$	1.333...	$\frac{\log_8 128}{1/8} \approx 2.333 \cdot 8 \approx 18.666$	1.143...
$\frac{1}{16} = 0.0625$	2	$\frac{\log_{16} 128}{1/16} = 1.75 \cdot 16 = 28$	1.067...

So **decreasing the p-value** (promotion probability) ...

- ... means **better storage efficiency** (i.e. fewer levels and thus fewer pointers) ...
- ... but also generally **slower searches** (i.e. more steps on avg. search path)!

# Probabilistic Analysis: How Likely is a Slow Search ?



But  $O(\log n)$  with high probability (w.h.p.) does not give you any strict upper bound, so ...

- ... with some probability, search might still be slow!
  - ... in the worst case, a skip list can degrade to a linked list with  $\log n$  times the normal pointers!
- Search taking much longer than expected is **extremely** rare for lists large enough for it to matter!

# The Skip List: A Probabilistic **Alternative** to Balanced Trees?

*„From a theoretical point of view, there is no need for skip lists. Balanced trees can do everything that can be done with skip lists and have good worst-case time bounds (unlike skip lists).“*

— William Pugh (1990)

Both provide  $O(\log n)$  time and  $O(n)$  space complexity, so why should you choose one over the other?

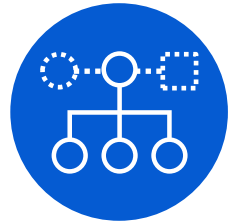
## → Skip Lists

- *Easy to Build*: Simple operations without need for rebalance → typically easier to implement
- *Robustness*: performance is unaffected by the order of insertions → no „bad“ input sequences

## → Balanced Trees

- *Predictability*: Strict worst-case guarantees → no unexpected execution time spikes
- *Efficiency*: Constants are often favorable, e.g. high branching factor → shallower structure

# Topics for **Upcoming** Lectures



## Advanced Skip List Variations

Optimizations, Layering Strategies,  
Complexity Analysis



## Applications & Benchmarking

Implementation & Performance Shoot-Out,  
In-Memory vs. Persistent Storage, Tuning

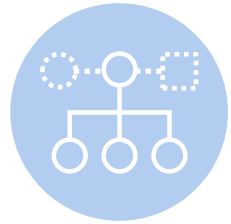


## Other Probabilistic Data Structures

Bloom Filters, Count-Min Sketch, HyperLogLog,  
Trade-Offs & Optimization Goals



# Topics for **Upcoming** Lectures



## Advanced Skip List Variations

Optimizations, Layering Strategies,  
Complexity Analysis



## Applications & Benchmarking

Implementation & Performance Shoot-Out,  
In-Memory vs. Persistent Storage, Tuning

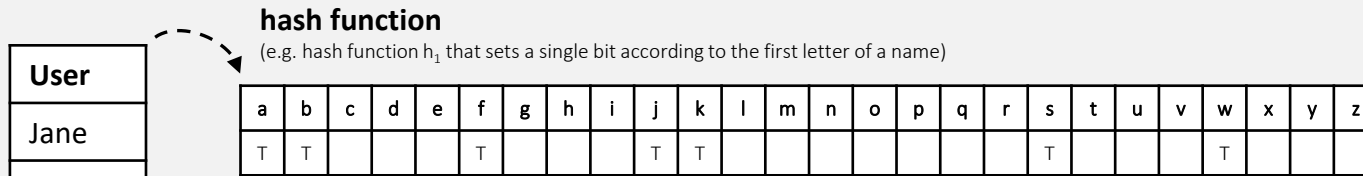


## Other Probabilistic Data Structures

Bloom Filters, Count-Min Sketch, HyperLogLog,  
Trade-Offs & Optimization Goals



# Bloom Filter Challenge: Checking for Membership



**Bloom Filter**  
(compressed representation of complete username collection)

User
Jane
Kim
Betsy
Fabi
Wolle
Will
Sarah
Asya
...

DB

Server

For every new username, the server ...

- (1) ... computes hash(es)
- (2) ... compares with Bloom Filter
- (3) ... verifies uniqueness just for positive results via DB lookup

check database to be sure

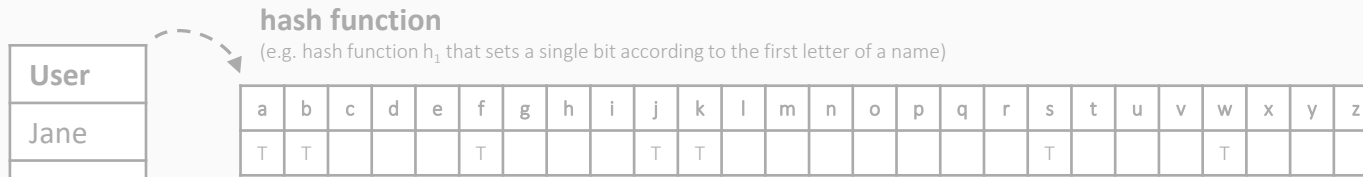
Has username „Zac“ been taken already?  
→ Definitely not!  
(nobody with starting letter „z“)  
Client 1

Has username „Wu“ been taken already?  
→ Maybe!  
(somebody with starting letter „w“ → DB lookup)  
Client 2


- **Problem:** Checking the DB for username availability on every registration is expensive!
- **Optimization:** Only ask DB on positive Bloom Filter check!
  - Trade-off: memory efficiency vs. false-positive rate
  - Tuning parameters: number of bits & number of hash functions
- Hash collisions only produce false positives, but never false negatives!



# Bloom Filter Challenge: Checking for Membership



User
Jane
Kim
Betsy
Fabi
Wolle
Will
Sarah
Asya
...

 **Speed Kit's** web acceleration is only possible because of the **Cache Sketch**, a probabilistic data structure based on Bloom Filters!

For every new username,  
 (1) ... computes hash(es)  
 (2) ... compares with Bloom Filter  
 (3) ... verifies uniqueness



**Speed Kit**  
 A Polyglot & GDPR-Compliant Approach  
 For Caching Personalized Content

ICDE 2020, Dallas/USA  
 Wolfram Wingerath, Felix Gessert, Erik Witt,  
 Hannes Kuhlmann, Florian Bücklers,  
 Benjamin Wollmer, Norbert Ritter

Universität Hamburg  
 Baqend

Has username „Zac“ been taken already?  
 → Definitely not!  
 (nobody with starting letter „z“)  
 Client 1

Has username „Wu“ been taken already?  
 → Maybe!  
 (somebody with starting letter „w“ → DB lookup)  
 Client 2

- **Problem:** Checking the DB for every username is expensive!
- **Optimization:** Only ask DB on positive results
  - Trade-off: memory efficiency vs. false-positive rate

F. Gessert, M. Schaarschmidt, W. Wingerath, S. Friedrich, N. Ritter: The Cache Sketch: Revisiting Expiration-based Caching in the Age of Cloud Data Management, BTW 2025

W. Wingerath, F. Gessert, E. Witt, H. Kuhlmann, F. Bücklers, B. Wollmer, N. Ritter. Speed Kit: A Polyglot & GDPR-Compliant Approach For Caching Personalized Content, ICDE 2020

fewer bits & number of hash functions

more false positives, but never false negatives!

 Niema Moshiri: Advanced Data Structures: Bloom Filters, YouTube (2020).

# Count-Min Sketch Challenge: Estimating Item Frequencies

create an array of counters  
(e.g. using hash functions  $h_1$  and  $h_2$  that determine the counter position by using the first and last letter of a name, respectively)

	a	b	c	d	e	f	g	h	i	j	k	l	m	n	o	p	q	r	s	t	u	v	w	x	y	z	
$h_1$	a	1				2				1	1								1					2			
$h_2$	1				2			1	2			1	1													1	

**Count-Min Sketch**  
(compressed representation of the message counters per user)

When estimating the messages sent by a user, the server ...

- (1) ... computes counter positions (hashes)
- (2a) ... takes the smallest counter as an upper bound (query)
- (2b) ... or increments all counters (insertion)

How do we handle a new message by Fabi?  
→ Increment the  $h_1$  and  $h_2$  counters!  
Client 1

How do we query Wolle's message count?  
→ Take the min of his  $h_1$  and  $h_2$  counters!  
Client 2

- **Problem:** The space for keeping one message counter per user grows linearly with your user base!
- **Optimization:** Count hashes instead of users!
  - Trade-off: memory efficiency vs. overcounting error
  - Tuning parameters: number of counters & number of hash functions
- Counts are upper bounds, since hash collisions only lead to overcounting!

# Summing up: Probabilistic Data Structures Are Awesome!

- **Skip Lists** combine elements from sorted linked lists and array lists to achieve
  - *Simplicity: straightforward implementation, extension & modification*
  - *Efficiency:  $O(\log n)$  Time Complexity for inserts, deletes & search with high probability*
  - *Robustness: no „bad“ sequences, no rebalancing, no sophisticated tuning required!*
- **Probabilistic Data Structures** in general are used across a variety of **Applications** including
  - *Order-Preserving Dynamic Collections (Skip Lists)*
  - *Efficient Membership Tests Without False Negatives (Bloom Filters)*
  - *Estimating Upper Bounds for Item Counts (Count-Min Sketch)*
  - *Many More, e.g. Counting Unique Visitors (HyperLogLog)*



Thanks! **Questions?**



<https://uni-oldenburg.de/awesome-job>

Looking for a **job in research?**  
Apply as a research assistant and  
**do your PhD** in my group NOW!