

NCAA Gymnastics Score Sheet

Teams: Home Illinois Visitor Michigan

Date Apr 20, 2024 Place Covelli Center Attendance 2520

Name	D	1	2	3	4	5	nd	AVE
1 Dylan Shepard	518	4.7	8.8	9.0	8.9	8.9		13.600
2 Amari Sewell	517	5.3	8.6	8.6	8.4	8.8		13.933
3 Michael Fletcher	506	5.3	8.8	8.5	8.6	8.7		13.900
4 Tate Costa	503	5.4	8.2	8.5	8.0	8.5		13.800
5 Connor McCool	511	5.9	8.5	8.5	8.6	8.6		14.466

Name	D	1	2	3	4	5	nd	AVE
1 Lais Najjar	614	5.4	8.8	8.7	8.3	8.6	8.5	14.000
2 Landen Blixt	602	5.6	8.9	8.9	8.8	8.8	8.7	14.433
3 Crew Bold	603	5.6	8.0	8.2	8.6	8.1	8.2	13.766
4 Fred Richard	619	5.9	8.1	8.0	8.0	8.0	8.1	13.833
5 Paul Juda	611	5.8	8.9	9.1	9.2	9.0	8.8	14.800

Floor Score: **69.699** Running Score: **69.699**

Floor Score: **70.832** Running Score: **70.832**

Pommel	D	1	2	3	4	5	nd	AVE
1 Garrett Schooley	516	5.0	7.7	7.5	7.6	7.8		12.600
2 Connor Micklos	512	4.8	7.6	7.4	7.4	7.7		12.366
3 Preston Ngai	514	5.3	8.7	8.6	8.6	8.8		13.933
4 Will Hauke	507	5.2	8.9	9.0	8.8	8.9		14.100
5 Brandon Dang	504	6.5	8.0	8.0	7.8	8.1		14.500

Pommel	D	1	2	3	4	5	nd	AVE
1 Zach Granados	606	5.3	8.6	8.3	8.7	8.4	8.7	13.866
2 Kevin Chow	604	5.3	8.6	8.6	8.4	8.6	8.6	13.900
3 Kyle Walchuk	621	5.2	8.8	8.7	8.4	8.5	8.4	13.733
4 Paul Juda	611	4.8	8.1	8.2	8.0	8.0	8.0	12.833
5 Fred Richard	619	5.4	8.8	8.7	8.9	8.8	8.8	14.200

Pommel Score: **67.499** Running Score: **137.198**

Pommel Score: **68.532** Running Score: **139.364**

Rings	D	1	2	3	4	5	nd	AVE
1 Ryan Vanichtheerano	520	4.5	8.5	8.5	8.6	8.3	8.1	12.933
2 Garrett Schooley	516	4.6	9.0	8.9	8.7	8.7	8.9	13.433
3 Sebastian Ingersoll	508	4.6	8.8	8.8	8.4	9.0	8.8	13.400
4 Ethan Boder	502	4.6	8.4	8.4	8.8	8.8	8.7	13.233
5 Ashton Anava	501	5.6	8.4	8.7	8.6	8.8	8.3	14.166

Rings	D	1	2	3	4	5	nd	AVE
1 Rithik Puri	617	5.2	8.7	8.6	8.8	8.7	8.6	13.866
2 Chris Read	618	5.3	8.2	8.0	8.2	8.4	8.2	13.500
3 Javier Alfonso	601	5.7	8.7	8.6	8.6	8.6	8.7	14.333
4 Paul Juda	611	5.2	9.0	9.0	8.6	8.5	8.7	13.966
5 Fred Richard	619	5.7	8.5	8.8	8.7	8.9	8.6	14.400

Rings Score: **67.165** Running Score: **204.363**

Rings Score: **70.065** Running Score: **209.429**

Vault	D	1	2	3	4	5	nd	AVE
1 Connor McCool	511	5.2	9.3	9.1	9.0	9.2	9.3	14.400
2 Preston Ngai	514	5.2	9.3	9.2	9.5	9.3	9.4	14.533
3 Garrett Schooley	516	5.2	9.1	9.4	9.4	9.4	9.3	14.566
4 Michael Fletcher	506	5.2	9.2	9.2	9.1	9.2	9.2	14.400
5 Amari Sewell	517	5.2	9.4	9.2	9.2	9.3	9.3	14.166

Vault	D	1	2	3	4	5	nd	AVE
1 David Wolma	623	5.2	9.3	9.4	9.4	9.3	9.3	14.533
2 Chris Read	618	5.2	8.7	8.9	8.6	8.8	8.7	13.633
3 Landen Blixt	602	5.2	9.2	9.3	9.2	9.3	9.0	14.333
4 Fred Richard	619	5.2	9.2	9.0	9.3	9.4	9.2	14.333
5 Paul Juda	611	5.3	9.8	9.8	9.9	9.9	9.8	15.133

Vault Score: **72.065** Running Score: **276.428**

Vault Score: **71.965** Running Score: **281.394**

P. Bar	D	1	2	3	4	5	nd	AVE
1 Garrett Schooley	516	4.5	9.1	9.3	9.2	9.1	9.2	13.666
2 Vahe Petrosyan	515	5.2	8.6	8.5	8.6	8.5	8.7	13.766
3 Tate Costa	503	4.7	8.9	8.7	8.9	8.8	8.8	13.533
4 Will Hauke	507	5.2	7.3	7.2	7.3	7.1	7.1	12.400
5 Michael Fletcher	506	5.0	9.1	8.9	9.2	9.1	9.1	14.100

P. Bar	D	1	2	3	4	5	nd	AVE
1 Logan McKeown	613	5.8	8.5	8.6	8.3	8.5	8.6	14.333
2 Evgeny Siminiuc	620	5.7	8.7	8.7	9.0	8.8	8.5	14.433
3 Crew Bold	603	5.7	8.8	8.8	8.8	9.0	9.0	14.566
4 Paul Juda	611	5.4	8.8	8.8	8.7	8.5	8.9	14.166
5 Fred Richard	619	6.2	8.0	8.0	7.5	7.8	8.0	14.133

P. Bar Score: **67.465** Running Score: **343.893**

P. Bar Score: **71.631** Running Score: **353.025**

H. Bar	D	1	2	3	4	5	nd	AVE
1 Vahe Petrosyan	515	4.4	9.1	8.8	9.1	8.8	8.7	13.300
2 Sebastian Ingersoll	508	4.8	8.9	8.9	8.6	8.7	8.8	13.600
3 Ryan Vanichtheerano	520	4.6	8.8	8.5	9.0	8.8	8.8	13.400
4 Michael Fletcher	506	4.6	8.9	9.0	8.7	9.3	9.0	13.566
5 Tate Costa	503	5.0	8.9	9.0	9.1	8.8	8.3	13.900

H. Bar	D	1	2	3	4	5	nd	AVE
1 Robert Noll	615	4.7	8.7	8.8	8.5	8.7	8.6	13.366
2 Evgeny Siminiuc	620	5.3	8.1	8.0	8.2	8.2	8.4	13.466
3 Crew Bold	603	5.6	8.3	8.3	8.1	8.3	8.2	13.866
4 Paul Juda	611	5.3	7.7	7.7	7.3	7.1	7.7	12.866
5 Fred Richard	619	5.6	7.8	7.3	7.1	7.6	7.6	13.100

H. Bar Score: **67.766** Running Score: **411.659**

H. Bar Score: **66.664** Running Score: **419.689**

Final Team Score: **411.659**

Final Team Score: **419.689**

All-Arounders

	Costa					
FX	13.800					
PH	13.000					
SR	12.633					
VT	14.100					
PB	13.533					
HB	13.900					
AA	80.966					

All-Arounders

	Juda	Richard				
	14.800	13.833				
	12.833	14.200				
	13.966	14.400				
	15.133	14.333				
	14.166	14.133				
	12.866	13.100				
	83.764	83.999				

Judge's Signatures * FX _____ * PH _____ * SR _____ * VT _____ * PB _____ * HB _____

* Head Judge FX _____ PH _____ SR _____ VT _____ PB _____ HB _____

Coach's Signature _____ Coach's Signature _____

NCAA Gymnastics Score Sheet

Teams: Home Nebraska

Visitor Ohio State

Date Apr 20, 2024

Place Covelli Center

Attendance 2520

Name	D	1	2	3	4	5	nd	AVE	
1 Toby Liang	810	5.4	8.0	8.0	7.8	8.3	8.1	-0.1	13.333
2 Luke James	808	5.8	8.3	8.4	8.5	8.1	8.2		14.100
3 Chase Mondl	811	5.4	8.3	8.4	8.3	8.0	8.0		13.600
4 Sam Phillips	817	5.6	8.4	8.1	8.2	8.1	8.3		13.800
5 Taylor Christopoulos	801	5.9	8.7	8.6	8.4	8.7	8.5		14.500

Name	D	1	2	3	4	5	nd	AVE	
1 Justin Ciccone	904	5.4	6.5	6.3	6.3	6.5	6.2		11.766
2 Jesse Pakele	915	5.4	7.4	7.2	7.3	7.5	6.9	-0.3	12.400
3 Chase Dav enport-Mill	905	5.4	8.8	8.6	8.6	9.0	9.1		14.200
4 Kazuki Hayashi	908	5.3	8.8	8.7	8.4	8.9	8.8		14.066
5 Kameron Nelson	912	5.8	8.5	8.1	8.2	8.6	8.6		14.233

Floor Score: 69.333 Running Score: 69.333

Floor Score: 66.665 Running Score: 66.665

Name	D	1	2	3	4	5	nd	AVE	
1 Nathan York	820	5.3	8.3	8.7	8.5	8.3	8.3		13.666
2 Travis Wong	819	5.6	8.4	8.2	8.6	8.4	8.3		13.966
3 Yanni Chronopoulos	802	5.5	8.3	8.3	8.4	8.5	8.5		13.900
4 Cooper Giles	806	5.6	8.7	8.6	8.7	8.7	8.9		14.300
5 Taylor Christopoulos	801	5.3	8.3	8.1	8.1	8.1	8.0		13.400

Name	D	1	2	3	4	5	nd	AVE	
1 Kristian Grahovski	906	5.1	8.5	8.5	8.5	8.6	8.4		13.600
2 Tyler Rockwood	918	4.7	7.2	7.3	7.6	7.4	7.1		12.000
3 Michael Nguyen	913	4.8	8.4	8.7	8.4	8.5	8.5		13.266
4 Parker Thackston	921	5.8	8.2	8.7	8.5	8.3	8.6		14.266
5 Jesse Pakele	915	5.0	8.7	8.9	8.7	8.7	8.7		13.700

Pommel Score: 69.232 Running Score: 138.565

Pommel Score: 66.832 Running Score: 133.497

Name	D	1	2	3	4	5	nd	AVE	
1 James Friedman	805	4.9	8.4	8.4	8.8	8.5	8.8		13.466
2 Travis Wong	819	4.9	7.6	7.9	7.9	7.6	7.5		12.600
3 Asher Cohen	803	5.2	9.0	9.0	8.7	8.5	8.6		13.966
4 Chris Hiser	807	5.1	8.7	8.7	9.0	8.4	8.9		13.866
5 Sam Phillips	817	4.7	9.0	8.9	9.1	8.8	9.1		13.700

Name	D	1	2	3	4	5	nd	AVE	
1 Arthur Ashton	902	5.0	8.4	8.0	8.4	8.5	8.0		13.266
2 Tyler Rockwood	918	5.1	7.9	7.7	7.7	7.9	8.3		12.933
3 Donovan Hewitt	909	5.4	8.2	8.1	8.6	8.6	8.5		13.833
4 Kameron Nelson	912	5.0	7.7	7.6	8.4	7.8	8.3		12.933
5 Jesse Pakele	915	4.8	8.1	7.6	7.9	8.0	7.7		12.666

Rings Score: 67.598 Running Score: 206.163

Rings Score: 65.631 Running Score: 199.128

Name	D	1	2	3	4	5	nd	AVE	
1 Chase Mondl	811	5.3	9.5	9.4	9.5	9.4	9.6		14.766
2 Luke James	808	5.2	9.2	9.2	9.2	9.3	9.2	-0.1	14.300
3 Nathan York	820	4.8	9.4	9.2	9.3	9.2	9.3		14.066
4 Zachary Tideman	818	5.2	9.6	9.5	9.6	9.6	9.6		14.800
5 Taylor Christopoulos	801	5.3	9.7	9.7	9.7	9.7	9.7		15.000

Name	D	1	2	3	4	5	nd	AVE	
1 Chase Dav enport-Mill	905	4.8	9.3	9.3	9.2	9.4	9.1		14.066
2 Kazuki Hayashi	908	5.3	9.6	9.6	9.8	9.5	9.5		14.866
3 Zach Snyder	919	2.4	9.1	9.2	8.8	9.0	9.2		11.500
4 Kameron Nelson	912	5.2	9.5	9.3	9.4	9.5	9.4		14.633
5 Justin Ciccone	904	5.2	8.2	8.2	7.8	8.2	8.1		13.366

Vault Score: 72.932 Running Score: 279.095

Vault Score: 68.431 Running Score: 267.559

Name	D	1	2	3	4	5	nd	AVE	
1 James Friedman	805	4.8	8.6	8.7	8.8	8.5	8.4		13.400
2 Cole Partridge	815	5.0	8.7	8.4	8.5	8.7	8.6		13.600
3 Asher Cohen	803	5.0	8.2	8.4	8.4	8.2	8.4		13.333
4 Sam Phillips	817	5.2	7.7	7.6	7.8	7.5	7.5		12.800
5 Taylor Christopoulos	801	4.8	7.4	6.9	7.4	6.9	7.4		12.033

Name	D	1	2	3	4	5	nd	AVE	
1 Jakob Murray	911	4.9	8.6	8.4	8.5	8.8	8.3		13.400
2 Kristian Grahovski	906	4.9	7.6	7.5	7.8	7.9	7.8		12.633
3 Kazuki Hayashi	908	4.9	8.3	8.3	8.6	8.5	8.7		13.366
4 Tyler Rockwood	918	5.1	7.4	7.5	7.6	7.7	7.7		12.700
5 Caden Spencer	920	5.0	8.8	8.8	8.7	8.7	8.9		13.766

P. Bar Score: 65.166 Running Score: 344.261

P. Bar Score: 65.865 Running Score: 333.424

Name	D	1	2	3	4	5	nd	AVE	
1 Max Odden	814	4.8	8.4	8.6	8.9	8.6	8.7		13.433
2 Cole Partridge	815	4.9	8.1	8.7	8.3	8.7	8.3		13.333
3 Zachary Tideman	818	5.2	8.6	8.9	8.6	8.5	8.9		13.900
4 Sam Phillips	817	5.0	8.7	8.1	8.7	8.4	8.7		13.600
5 Taylor Christopoulos	801	5.7	7.6	7.9	8.6	8.1	8.8		13.900

Name	D	1	2	3	4	5	nd	AVE	
1 Parker Thackston	921	4.8	8.3	8.6	8.6	8.3	8.6		13.300
2 Jacob Harmon	907	5.1	7.3	7.5	7.4	7.5	7.6		12.566
3 Chase Dav enport-Mill	905	4.4	8.3	7.9	8.1	8.4	8.5		12.666
4 Kazuki Hayashi	908	5.2	8.3	8.2	8.3	7.9	8.4		13.466
5 Caden Spencer	920	5.3	8.4	8.4	8.6	8.4	8.4		13.700

H. Bar Score: 68.166 Running Score: 412.427

H. Bar Score: 65.698 Running Score: 399.122

Final Team Score: 412.427

Final Team Score: 399.122

All-Arounders

	Christopoulos	Phillips				
FX	14.500	13.800				
PH	13.400	12.100				
SR	13.100	13.700				
VT	15.000	14.333				
PB	12.033	12.800				
HB	13.900	13.600				
AA	81.933	80.333				

All-Arounders

	Nelson					
	14.233					
	11.100					
	12.933					
	14.633					
	13.400					
	12.433					
	78.732					

Judge's Signatures * FX * PH * SR * VT * PB * HB

* Head Judge FX PH SR VT PB HB

Coach's Signature _____ Coach's Signature _____

NCAA Gymnastics Score Sheet

Teams: Home Oklahoma

Visitor Stanford

Date Apr 20, 2024

Place Covelli Center

Attendance 2520

Name	D	1	2	3	4	5	nd	AVE
1 Brigham Frentheway 1010	5.5	8.5	8.6	8.3	8.5	8.4		13.966
2 Jack Freeman 1009	5.3	8.3	7.7	8.3	7.7	7.9		13.266
3 Fuzzy Benas 1002	5.6	8.3	8.2	8.7	8.5	8.6	-0.3	13.766
4 Nico Hamilton 1012	5.3	9.0	8.8	9.0	9.0	8.8		14.233
5 Emre Dodanli 1006	5.9	8.6	8.6	8.5	8.5	8.5		14.433

Name	D	1	2	3	4	5	nd	AVE
1 Taylor Burkhart 1404	5.5	8.7	8.3	8.1	8.6	8.5		13.966
2 Colt Walker 1419	5.5	8.5	8.3	8.9	8.5	8.6		14.033
3 Khoi Young 1420	5.8	8.5	8.3	8.7	8.2	8.3		14.166
4 Kaien Orion J-Spence 1409	5.3	8.6	8.5	8.5	8.4	8.5		13.800
5 Jeremy Bischoff 1402	5.4	8.8	8.9	8.8	8.8	8.7		14.200

Floor Score: 69.664 Running Score: 69.664

Floor Score: 70.165 Running Score: 70.165

Name	D	1	2	3	4	5	nd	AVE
1 Kelton Christiansen 1005	5.1	8.7	8.8	8.3	8.3	8.5		13.600
2 Tyler Flores 1008	5.4	8.4	8.4	8.4	8.4	8.4		13.800
3 Fuzzy Benas 1002	5.5	8.2	8.3	8.5	8.6	8.6		13.966
4 Zach Nunez 1016	5.6	8.2	8.3	8.6	8.6	8.5		14.066
5 Ignacio Yockers 1021	6.3	7.6	7.3	7.8	7.8	7.7		14.000

Name	D	1	2	3	4	5	nd	AVE
1 Luke McFarland 1415	5.6	8.5	8.5	8.5	8.6	8.6		14.133
2 Marcus Kushner 1411	5.3	9.0	8.6	8.8	8.8	8.9		14.133
3 Asher Hong 1408	5.6	8.4	8.5	8.5	8.6	8.4		14.066
4 Khoi Young 1420	6.5	8.7	8.7	8.7	8.8	8.8		15.233
5 J.R. Chou 1406	5.8	8.7	8.7	8.7	8.5	8.9		14.500

Pommel Score: 69.432 Running Score: 139.096

Pommel Score: 72.065 Running Score: 142.230

Name	D	1	2	3	4	5	nd	AVE
1 Daniel Simmons 1019	4.7	8.5	8.7	8.5	8.5	8.6		13.233
2 Matthew Burgoynne 1004	4.7	8.5	8.4	8.7	8.6	8.5		13.233
3 Fuzzy Benas 1002	5.0	8.6	8.7	8.8	9.0	8.8		13.766
4 Zachary Marckx 1015	5.3	8.1	8.0	8.0	8.3	8.1		13.366
5 Tas Hajdu 1011	5.1	8.8	8.6	8.6	8.9	8.9		13.866

Name	D	1	2	3	4	5	nd	AVE
1 Arun Chhetri 1405	5.0	8.9	8.7	9.1	9.2	8.9		13.966
2 Taylor Burkhart 1404	5.1	8.7	8.5	8.7	8.8	8.9		13.833
3 Colt Walker 1419	5.2	8.7	8.5	8.6	8.5	8.8		13.800
4 Mark Berlaqa 1401	5.7	8.3	8.2	8.2	8.1	8.3		13.933
5 Asher Hong 1408	6.0	8.9	8.9	9.1	9.2	8.9		14.966

Rings Score: 67.464 Running Score: 206.560

Rings Score: 70.498 Running Score: 212.728

Name	D	1	2	3	4	5	nd	AVE
1 Tyler Flores 1008	4.9	9.6	9.6	9.8	9.8	9.5		14.566
2 Brigham Frentheway 1010	5.2	9.3	9.4	9.2	9.5	9.5		14.600
3 Fuzzy Benas 1002	5.3	9.5	9.3	9.6	9.4	9.6		14.800
4 Emre Dodanli 1006	5.2	9.5	9.3	9.4	9.3	9.5		14.600
5 Max Bereznev 1003	5.3	9.6	9.7	9.6	9.7	9.7		14.966

Name	D	1	2	3	4	5	nd	AVE
1 Taylor Burkhart 1404	5.4	9.3	9.3	9.2	9.1	9.0	-0.3	14.300
2 Colt Walker 1419	5.2	9.3	9.3	9.2	9.3	9.3		14.500
3 Asher Hong 1408	6.0	9.3	9.2	9.3	9.2	9.4		15.266
4 Khoi Young 1420	5.7	9.5	9.4	9.4	9.4	9.5		15.133
5 Brandon Nguyen 1417	5.2	9.3	9.4	9.4	9.3	9.1	-0.1	14.433

Vault Score: 73.532 Running Score: 280.092

Vault Score: 73.632 Running Score: 286.360

Name	D	1	2	3	4	5	nd	AVE
1 Tyler Flores 1008	5.0	7.5	7.8	7.8	7.6	7.4		12.633
2 Ignacio Yockers 1021	4.7	8.5	8.6	8.7	8.8	8.8		13.400
3 Nico Hamilton 1012	4.9	8.3	8.2	8.5	8.4	8.3		13.233
4 Fuzzy Benas 1002	5.5	9.1	9.1	9.0	9.0	9.1		14.566
5 Emre Dodanli 1006	5.3	8.9	8.8	9.1	9.2	9.1		14.333

Name	D	1	2	3	4	5	nd	AVE
1 Taylor Burkhart 1404	5.6	8.0	7.9	8.1	7.8	8.1		13.600
2 Colt Walker 1419	6.0	8.6	8.3	8.3	8.5	8.7		14.466
3 Luke McFarland 1415	5.4	8.7	8.9	8.6	8.6	8.9		14.133
4 Khoi Young 1420	5.8	9.2	9.3	9.0	8.8	9.1		14.900
5 Asher Hong 1408	6.1	9.1	8.9	9.0	9.0	9.0		15.100

P. Bar Score: 68.165 Running Score: 348.257

P. Bar Score: 72.199 Running Score: 358.559

Name	D	1	2	3	4	5	nd	AVE
1 Brigham Frentheway 1010	4.9	6.7	7.0	6.7	7.1	7.8		11.833
2 Kelton Christiansen 1005	5.3	7.5	7.9	7.8	8.0	8.7		13.200
3 Fuzzy Benas 1002	5.3	7.7	7.7	7.7	7.5	8.9		13.000
4 Jack Freeman 1009	5.4	8.1	8.6	8.0	7.9	7.7		13.400
5 Emre Dodanli 1006	5.4	8.0	7.7	8.1	7.3	7.9		13.266

Name	D	1	2	3	4	5	nd	AVE
1 Taylor Burkhart 1404	5.6	7.4	8.1	7.2	7.7	8.2		13.333
2 Colt Walker 1419	5.4	7.9	7.9	7.8	7.6	8.6		13.266
3 Khoi Young 1420	5.2	8.1	8.4	7.8	8.1	8.4		13.400
4 Brandon Nguyen 1417	5.3	8.2	8.2	8.5	8.2	8.9		13.600
5 Jeremy Bischoff 1402	5.6	7.6	8.0	7.6	7.5	7.5		13.166

H. Bar Score: 64.699 Running Score: 412.956

H. Bar Score: 66.765 Running Score: 425.324

Final Team Score: 412.956

Final Team Score: 425.324

All-Arounders

Name	D	1	2	3	4	5	nd	AVE
Benas								
FX	13.766							
PH	13.966							
SR	13.766							
VT	14.800							
PB	14.566							
HB	13.000							
AA	83.864							

All-Arounders

Name	D	1	2	3	4	5	nd	AVE
Young								
14.166								
15.233								
13.266								
15.133								
14.900								
13.400								
86.098								

Judge's Signatures * FX * PH * SR * VT * PB * HB

* Head Judge FX PH SR VT PB HB







Coach's Signature _____ Coach's Signature _____

2024 NCAA Championships - Finals

Team Results

Apr 20, 2024

Men / 10
Session: 3

Rank	Gym	Team	Score						
1	Stanford	X	425.324	70.165 2	72.065 1	70.498 1	73.632 1	72.199 1	66.765 3
2	Michigan	X	419.689	70.832 1	68.532 4	70.065 2	71.965 5	71.631 2	66.664 4
3	Oklahoma	X	412.956	69.664 4	69.432 2	67.464 4	73.532 2	68.165 3	64.699 6
4	Nebraska	X	412.427	69.333 5	69.232 3	67.598 3	72.932 3	65.166 6	68.166 1
5	Illinois	X	411.659	69.699 3	67.499 5	67.165 5	72.065 4	67.465 4	67.766 2
6	Ohio State	X	399.122	66.665 6	66.832 6	65.631 6	68.431 6	65.865 5	65.698 5

2024 NCAA Championships - Finals

Page: 1
Printed: 4/20/2024 8:54:39 PM

Event Results - Floor

Men / 10
Session: 3

Apr 20, 2024



Rank	Num	Name	Gym	Diff	Exec	ND	Score	Out
1	611	Paul Juda	Michigan	5.800	9.000	..	14.800	0.000
2	801	Taylor Christopoulos	Nebraska	5.900	8.600	..	14.500	0.300
3	511	Connor McCool	Illinois	5.900	8.566	..	14.466	0.334
4	602	Landen Blixt	Michigan	5.600	8.833	..	14.433	0.367
5	1006	Emre Dodanli	Oklahoma	5.900	8.533	..	14.433	0.367
6	1012	Nico Hamilton	Oklahoma	5.300	8.933	..	14.233	0.567
7	912	Kameron Nelson	Ohio State	5.800	8.433	..	14.233	0.567
8=	1402	Jeremy Bischoff	Stanford	5.400	8.800	..	14.200	0.600
8=	905	Chase Davenport-Mills	Ohio State	5.400	8.800	..	14.200	0.600
10	1420	Khoi Young	Stanford	5.800	8.366	..	14.166	0.634
11	808	Luke James	Nebraska	5.800	8.300	..	14.100	0.700
12	1102	Michael Artlip	Penn State	5.200	8.866	..	14.066	0.734
13=	1110	Josh Karnes	Penn State	5.300	8.766	..	14.066	0.734
13=	908	Kazuki Hayashi	Ohio State	5.300	8.766	..	14.066	0.734
15	1419	Colt Walker	Stanford	5.500	8.533	..	14.033	0.767
16	614	Lais Najjar	Michigan	5.400	8.600	..	14.000	0.800
17=	1404	Taylor Burkhart	Stanford	5.500	8.466	..	13.966	0.834
17=	1010	Brigham Frentheway	Oklahoma	5.500	8.466	..	13.966	0.834
19	517	Amari Sewell	Illinois	5.300	8.633	..	13.933	0.867
20	312	Noah Newfeld	California	5.100	8.800	..	13.900	0.900
21	506	Michael Fletcher	Illinois	5.300	8.600	..	13.900	0.900
22	113	Erich Upton	Air Force	5.600	8.300	..	13.900	0.900
23	619	Fred Richard	Michigan	5.900	8.033	-0.1	13.833	0.967
24	1409	Kaien Orion J-Spencer	Stanford	5.300	8.500	..	13.800	1.000
25	503	Tate Costa	Illinois	5.400	8.400	..	13.800	1.000
26	817	Sam Phillips	Nebraska	5.600	8.200	..	13.800	1.000
27	1002	Fuzzy Benas	Oklahoma	5.600	8.466	-0.3	13.766	1.034
28	603	Crew Bold	Michigan	5.600	8.166	..	13.766	1.034
29	304	Khalen Curry	California	5.000	8.666	..	13.666	1.134
30	518	Dylan Shepard	Illinois	4.700	8.900	..	13.600	1.200
31	715	Colby Prince	Navy	4.900	8.700	..	13.600	1.200
32	811	Chase Mondri	Nebraska	5.400	8.200	..	13.600	1.200
33	318	Tyler Shimizu	California	5.200	8.333	..	13.533	1.267
34	305	Theodor Gadderud	California	5.600	7.800	..	13.400	1.400
35	810	Toby Liang	Nebraska	5.400	8.033	-0.1	13.333	1.467
36	1009	Jack Freeman	Oklahoma	5.300	7.966	..	13.266	1.534
37	1320	Evan Reichert	Springfield	4.700	8.533	..	13.233	1.567
38	116	Oliver Zavel	Air Force	5.600	7.433	..	13.033	1.767
39	1108	Kacper Garnczarek	Penn State	5.100	7.600	..	12.700	2.100
40	915	Jesse Pakele	Ohio State	5.400	7.300	-0.3	12.400	2.400
41	408	Zach Connelly	Greenville	5.400	6.866	..	12.266	2.534
42	904	Justin Ciccone	Ohio State	5.400	6.366	..	11.766	3.034

2024 NCAA Championships - Finals

Page: 1
Printed: 4/20/2024 8:54:46 PM

Event Results - Pommel

Men / 10
Session: 3

Apr 20, 2024



Rank	Num	Name	Gym	Diff	Exec	ND	Score	Out
1	106	Patrick Hoopes	Air Force	6.500	8.800	..	15.300	0.000
2	1420	Khoi Young	Stanford	6.500	8.733	..	15.233	0.067
3	1406	J.R. Chou	Stanford	5.800	8.700	..	14.500	0.800
4	504	Brandon Dang	Illinois	6.500	8.000	..	14.500	0.800
5	1306	Peyton Cramer	Springfield	5.700	8.700	..	14.400	0.900
6	806	Cooper Giles	Nebraska	5.600	8.700	..	14.300	1.000
7=	310	Aidan Li	California	5.800	8.466	..	14.266	1.034
7=	921	Parker Thackston	Ohio State	5.800	8.466	..	14.266	1.034
9	619	Fred Richard	Michigan	5.400	8.800	..	14.200	1.100
10	1411	Marcus Kushner	Stanford	5.300	8.833	..	14.133	1.167
11	1415	Luke McFarland	Stanford	5.600	8.533	..	14.133	1.167
12	507	Will Hauke	Illinois	5.200	8.900	..	14.100	1.200
13	104	Sam Brown	Air Force	5.500	8.566	..	14.066	1.234
14=	1408	Asher Hong	Stanford	5.600	8.466	..	14.066	1.234
14=	1016	Zach Nunez	Oklahoma	5.600	8.466	..	14.066	1.234
16	1021	Ignacio Yockers	Oklahoma	6.300	7.700	..	14.000	1.300
17	1002	Fuzzy Benas	Oklahoma	5.500	8.466	..	13.966	1.334
18	819	Travis Wong	Nebraska	5.600	8.366	..	13.966	1.334
19	514	Preston Ngai	Illinois	5.300	8.633	..	13.933	1.367
20	604	Kevin Chow	Michigan	5.300	8.600	..	13.900	1.400
21	802	Yanni Chronopoulos	Nebraska	5.500	8.400	..	13.900	1.400
22	606	Zach Granados	Michigan	5.300	8.566	..	13.866	1.434
23	1008	Tyler Flores	Oklahoma	5.400	8.400	..	13.800	1.500
24	621	Kyle Walchuk	Michigan	5.200	8.533	..	13.733	1.567
25	1110	Josh Karnes	Penn State	5.300	8.433	..	13.733	1.567
26	915	Jesse Pakele	Ohio State	5.000	8.700	..	13.700	1.600
27	209	Maddox Pabellon	Army	5.700	8.000	..	13.700	1.600
28	820	Nathan York	Nebraska	5.300	8.366	..	13.666	1.634
29=	1005	Kelton Christiansen	Oklahoma	5.100	8.500	..	13.600	1.700
29=	906	Kristian Grahovski	Ohio State	5.100	8.500	..	13.600	1.700
31	801	Taylor Christopulos	Nebraska	5.300	8.100	..	13.400	1.900
32	312	Noah Newfeld	California	5.500	7.833	..	13.333	1.967
33	913	Michael Nguyen	Ohio State	4.800	8.466	..	13.266	2.034
34	318	Tyler Shimizu	California	5.200	7.966	..	13.166	2.134
35	1102	Michael Artlip	Penn State	4.700	8.433	..	13.133	2.167
36	503	Tate Costa	Illinois	4.700	8.300	..	13.000	2.300
37	611	Paul Juda	Michigan	4.800	8.033	..	12.833	2.467
38	113	Erich Upton	Air Force	4.700	8.033	..	12.733	2.567
39	516	Garrett Schooley	Illinois	5.000	7.600	..	12.600	2.700
40	512	Connor Micklos	Illinois	4.800	7.566	..	12.366	2.934
41	817	Sam Phillips	Nebraska	4.600	7.500	..	12.100	3.200
42	918	Tyler Rockwood	Ohio State	4.700	7.300	..	12.000	3.300
43	305	Theodor Gadderud	California	3.600	8.200	..	11.800	3.500
44	404	Landon Benas	Greenville	4.800	6.800	..	11.600	3.700
45	912	Kameron Nelson	Ohio State	3.700	7.400	..	11.100	4.200

2024 NCAA Championships - Finals

Page: 1
Printed: 4/20/2024 8:54:51 PM

Event Results - Rings

Men / 10
Session: 3

Apr 20, 2024



Rank	Num	Name	Gym	Diff	Exec	ND	Score	Out
1	1408	Asher Hong	Stanford	6.000	8.966	..	14.966	0.000
2	619	Fred Richard	Michigan	5.700	8.700	..	14.400	0.566
3	601	Javier Alfonso	Michigan	5.700	8.633	..	14.333	0.633
4	501	Ashton Anaya	Illinois	5.600	8.566	..	14.166	0.800
5	1405	Arun Chhetri	Stanford	5.000	8.966	..	13.966	1.000
6=	803	Asher Cohen	Nebraska	5.200	8.766	..	13.966	1.000
6=	611	Paul Juda	Michigan	5.200	8.766	..	13.966	1.000
8	1401	Mark Berlaga	Stanford	5.700	8.233	..	13.933	1.033
9	1106	Luke Esparo	Penn State	5.100	8.800	..	13.900	1.066
10=	1011	Tas Hajdu	Oklahoma	5.100	8.766	..	13.866	1.100
10=	807	Chris Hiser	Nebraska	5.100	8.766	..	13.866	1.100
12	617	Rithik Puri	Michigan	5.200	8.666	..	13.866	1.100
13	1404	Taylor Burkhart	Stanford	5.100	8.733	..	13.833	1.133
14	909	Donovan Hewitt	Ohio State	5.400	8.433	..	13.833	1.133
15	1419	Colt Walker	Stanford	5.200	8.600	..	13.800	1.166
16	1002	Fuzzy Benas	Oklahoma	5.000	8.766	..	13.766	1.200
17	1502	Niko Greenly	William and Mary	4.600	9.100	..	13.700	1.266
18	817	Sam Phillips	Nebraska	4.700	9.000	..	13.700	1.266
19	704	Isaiah Drake	Navy	4.900	8.733	..	13.633	1.333
20	1116	Matthew Underhill	Penn State	5.500	8.133	..	13.633	1.333
21	618	Chris Read	Michigan	5.300	8.200	..	13.500	1.466
22=	1110	Josh Karnes	Penn State	4.900	8.566	..	13.466	1.500
22=	805	James Friedman	Nebraska	4.900	8.566	..	13.466	1.500
24	516	Garrett Schooley	Illinois	4.600	8.833	..	13.433	1.533
25	508	Sebastian Ingersoll	Illinois	4.600	8.800	..	13.400	1.566
26	1015	Zachary Marckx	Oklahoma	5.300	8.066	..	13.366	1.600
27	312	Noah Newfeld	California	4.900	8.433	..	13.333	1.633
28	316	Chris Scales	California	5.200	8.100	..	13.300	1.666
29	1420	Khoi Young	Stanford	4.700	8.566	..	13.266	1.700
30	305	Theodor Gadderud	California	4.900	8.366	..	13.266	1.700
31	902	Arthur Ashton	Ohio State	5.000	8.266	..	13.266	1.700
32	502	Ethan Boder	Illinois	4.600	8.633	..	13.233	1.733
33=	1019	Daniel Simmons	Oklahoma	4.700	8.533	..	13.233	1.733
33=	1004	Matthew Burgoyne	Oklahoma	4.700	8.533	..	13.233	1.733
35	311	Jaxon Mitchell	California	5.000	8.166	..	13.166	1.800
36	801	Taylor Christopulos	Nebraska	5.100	8.000	..	13.100	1.866
37	520	Ryan Vanichtheeranont	Illinois	4.500	8.433	..	12.933	2.033
38	912	Kameron Nelson	Ohio State	5.000	7.933	..	12.933	2.033
39	918	Tyler Rockwood	Ohio State	5.100	7.833	..	12.933	2.033
40	915	Jesse Pakele	Ohio State	4.800	7.866	..	12.666	2.300
41	503	Tate Costa	Illinois	4.100	8.533	..	12.633	2.333
42	1102	Michael Artlip	Penn State	4.200	8.433	..	12.633	2.333
43	819	Travis Wong	Nebraska	4.900	7.700	..	12.600	2.366
44	113	Erich Upton	Air Force	4.500	8.000	..	12.500	2.466
45	318	Tyler Shimizu	California	4.100	8.266	..	12.366	2.600

2024 NCAA Championships - Finals

Page: 1
Printed: 4/20/2024 8:54:56 PM

Event Results - Vault

Men / 10
Session: 3

Apr 20, 2024



Rank	Num	Name	Gym	Diff	Exec	ND	Score	Out
1	1408	Asher Hong	Stanford	6.000	9.266	..	15.266	0.000
2	611	Paul Juda	Michigan	5.300	9.833	..	15.133	0.133
3	1420	Khoi Young	Stanford	5.700	9.433	..	15.133	0.133
4	801	Taylor Christopoulos	Nebraska	5.300	9.700	..	15.000	0.266
5	1003	Max Bereznev	Oklahoma	5.300	9.666	..	14.966	0.300
6	908	Kazuki Hayashi	Ohio State	5.300	9.566	..	14.866	0.400
7	818	Zachary Tiderman	Nebraska	5.200	9.600	..	14.800	0.466
8	1002	Fuzzy Benas	Oklahoma	5.300	9.500	..	14.800	0.466
9	811	Chase Mondri	Nebraska	5.300	9.466	..	14.766	0.500
10	912	Kameron Nelson	Ohio State	5.200	9.433	..	14.633	0.633
11=	113	Erich Upton	Air Force	5.200	9.400	..	14.600	0.666
11=	1010	Brigham Frentheway	Oklahoma	5.200	9.400	..	14.600	0.666
11=	1006	Emre Dodanli	Oklahoma	5.200	9.400	..	14.600	0.666
14	1008	Tyler Flores	Oklahoma	4.900	9.666	..	14.566	0.700
15	516	Garrett Schooley	Illinois	5.200	9.366	..	14.566	0.700
16=	623	David Wolma	Michigan	5.200	9.333	..	14.533	0.733
16=	514	Preston Ngai	Illinois	5.200	9.333	..	14.533	0.733
18	1110	Josh Karnes	Penn State	5.300	9.300	-0.1	14.500	0.766
19	1419	Colt Walker	Stanford	5.200	9.300	..	14.500	0.766
20	1102	Michael Artlip	Penn State	4.900	9.566	..	14.466	0.800
21	423	Logan Watterson	Greenville	5.200	9.266	..	14.466	0.800
22	1417	Brandon Nguyen	Stanford	5.200	9.333	-0.1	14.433	0.833
23=	511	Connor McCool	Illinois	5.200	9.200	..	14.400	0.866
23=	506	Michael Fletcher	Illinois	5.200	9.200	..	14.400	0.866
25=	619	Fred Richard	Michigan	5.200	9.233	-0.1	14.333	0.933
25=	602	Landen Blixt	Michigan	5.200	9.233	-0.1	14.333	0.933
27	817	Sam Phillips	Nebraska	5.200	9.133	..	14.333	0.933
28	1404	Taylor Burkhart	Stanford	5.400	9.200	-0.3	14.300	0.966
29	808	Luke James	Nebraska	5.200	9.200	-0.1	14.300	0.966
30	304	Khalen Curry	California	5.200	9.133	-0.1	14.233	1.033
31	517	Amari Sewell	Illinois	5.200	9.266	-0.3	14.166	1.100
32	503	Tate Costa	Illinois	4.500	9.600	..	14.100	1.166
33=	905	Chase Davenport-Mills	Ohio State	4.800	9.266	..	14.066	1.200
33=	820	Nathan York	Nebraska	4.800	9.266	..	14.066	1.200
35	305	Theodor Gadderud	California	4.800	9.166	..	13.966	1.300
36	312	Noah Newfeld	California	4.100	9.700	..	13.800	1.466
37	319	Jasper Smith-Gordon	California	5.600	8.433	-0.3	13.733	1.533
38	618	Chris Read	Michigan	5.200	8.733	-0.3	13.633	1.633
39	904	Justin Ciccone	Ohio State	5.200	8.166	..	13.366	1.900
40	1115	Landon Simpson	Penn State	5.200	8.166	-0.1	13.266	2.000
41	1303	Owen Carney	Springfield	5.200	8.066	-0.1	13.166	2.100
42	1106	Luke Esparo	Penn State	5.200	8.100	-0.3	13.000	2.266
43	318	Tyler Shimizu	California	4.400	7.966	-0.1	12.266	3.000
44	919	Zach Snyder	Ohio State	2.400	9.100	..	11.500	3.766

2024 NCAA Championships - Finals

Page: 1
Printed: 4/20/2024 8:55:03 PM

Event Results - P Bars

Men / 10
Session: 3

Apr 20, 2024



Rank	Num	Name	Gym	Diff	Exec	ND	Score	Out
1	1408	Asher Hong	Stanford	6.100	9.000	..	15.100	0.000
2	1420	Khoi Young	Stanford	5.800	9.100	..	14.900	0.200
3	1110	Josh Karnes	Penn State	6.000	8.666	..	14.666	0.434
4	1002	Fuzzy Benas	Oklahoma	5.500	9.066	..	14.566	0.534
5	603	Crew Bold	Michigan	5.700	8.866	..	14.566	0.534
6	1419	Colt Walker	Stanford	6.000	8.466	..	14.466	0.634
7	620	Evgeny Siminiuc	Michigan	5.700	8.733	..	14.433	0.667
8	1006	Emre Dodanli	Oklahoma	5.300	9.033	..	14.333	0.767
9	613	Logan McKeown	Michigan	5.800	8.533	..	14.333	0.767
10	611	Paul Juda	Michigan	5.400	8.766	..	14.166	0.934
11	1415	Luke McFarland	Stanford	5.400	8.733	..	14.133	0.967
12	619	Fred Richard	Michigan	6.200	7.933	..	14.133	0.967
13	506	Michael Fletcher	Illinois	5.000	9.100	..	14.100	1.000
14	116	Oliver Zavel	Air Force	5.200	8.800	..	14.000	1.100
15	322	Darren Wong	California	4.900	8.933	..	13.833	1.267
16	920	Caden Spencer	Ohio State	5.000	8.766	..	13.766	1.334
17	515	Vahe Petrosyan	Illinois	5.200	8.566	..	13.766	1.334
18	723	Danilo Viciano	Navy	4.700	9.000	..	13.700	1.400
19	113	Erich Upton	Air Force	4.800	8.900	..	13.700	1.400
20	516	Garrett Schooley	Illinois	4.500	9.166	..	13.666	1.434
21	1108	Kacper Garnczarek	Penn State	5.100	8.566	..	13.666	1.434
22	815	Cole Partridge	Nebraska	5.000	8.600	..	13.600	1.500
23	1404	Taylor Burkhart	Stanford	5.600	8.000	..	13.600	1.500
24	503	Tate Costa	Illinois	4.700	8.833	..	13.533	1.567
25	714	Matthew Petros	Navy	5.000	8.500	..	13.500	1.600
26	318	Tyler Shimizu	California	4.700	8.766	..	13.466	1.634
27	1021	Ignacio Yockers	Oklahoma	4.700	8.700	..	13.400	1.700
28	805	James Friedman	Nebraska	4.800	8.600	..	13.400	1.700
29	911	Jakob Murray	Ohio State	4.900	8.500	..	13.400	1.700
30	912	Kameron Nelson	Ohio State	5.100	8.300	..	13.400	1.700
31	908	Kazuki Hayashi	Ohio State	4.900	8.466	..	13.366	1.734
32	803	Asher Cohen	Nebraska	5.000	8.333	..	13.333	1.767
33	1012	Nico Hamilton	Oklahoma	4.900	8.333	..	13.233	1.867
34	312	Noah Newfeld	California	5.300	7.900	..	13.200	1.900
35	1505	Sam Lee	William and Mary	4.800	8.366	..	13.166	1.934
36	817	Sam Phillips	Nebraska	5.200	7.600	..	12.800	2.300
37	918	Tyler Rockwood	Ohio State	5.100	7.600	..	12.700	2.400
38	906	Kristian Grahovski	Ohio State	4.900	7.733	..	12.633	2.467
39	1008	Tyler Flores	Oklahoma	5.000	7.633	..	12.633	2.467
40	305	Theodor Gadderud	California	5.200	7.433	..	12.633	2.467
41	507	Will Hauke	Illinois	5.200	7.200	..	12.400	2.700
42	1102	Michael Artlip	Penn State	4.300	7.966	..	12.266	2.834
43	801	Taylor Christopoulos	Nebraska	4.800	7.233	..	12.033	3.067

2024 NCAA Championships - Finals

Page: 1
Printed: 4/20/2024 8:55:08 PM

Event Results - H Bar

Men / 10
Session: 3

Apr 20, 2024



Rank	Num	Name	Gym	Diff	Exec	ND	Score	Out
1	503	Tate Costa	Illinois	5.000	8.900	..	13.900	0.000
2	818	Zachary Tiderman	Nebraska	5.200	8.700	..	13.900	0.000
3	801	Taylor Christopoulos	Nebraska	5.700	8.200	..	13.900	0.000
4	603	Crew Bold	Michigan	5.600	8.266	..	13.866	0.034
5	920	Caden Spencer	Ohio State	5.300	8.400	..	13.700	0.200
6	508	Sebastian Ingersoll	Illinois	4.800	8.800	..	13.600	0.300
7	817	Sam Phillips	Nebraska	5.000	8.600	..	13.600	0.300
8	1417	Brandon Nguyen	Stanford	5.300	8.300	..	13.600	0.300
9	506	Michael Fletcher	Illinois	4.600	8.966	..	13.566	0.334
10	908	Kazuki Hayashi	Ohio State	5.200	8.266	..	13.466	0.434
11	620	Evgeny Siminiuc	Michigan	5.300	8.166	..	13.466	0.434
12	814	Max Odden	Nebraska	4.800	8.633	..	13.433	0.467
13	520	Ryan Vanichtheeranont	Illinois	4.600	8.800	..	13.400	0.500
14	1420	Khoi Young	Stanford	5.200	8.200	..	13.400	0.500
15	1009	Jack Freeman	Oklahoma	5.400	8.000	..	13.400	0.500
16=	1108	Kacper Garnczarek	Penn State	4.700	8.666	..	13.366	0.534
16=	615	Robert Noll	Michigan	4.700	8.666	..	13.366	0.534
18	815	Cole Partridge	Nebraska	4.900	8.433	..	13.333	0.567
19	1404	Taylor Burkhart	Stanford	5.600	7.733	..	13.333	0.567
20	515	Vahe Petrosyan	Illinois	4.400	8.900	..	13.300	0.600
21	921	Parker Thackston	Ohio State	4.800	8.500	..	13.300	0.600
22	322	Darren Wong	California	4.900	8.366	..	13.266	0.634
23=	1419	Colt Walker	Stanford	5.400	7.866	..	13.266	0.634
23=	1006	Emre Dodanli	Oklahoma	5.400	7.866	..	13.266	0.634
25	1110	Josh Karnes	Penn State	5.500	7.733	..	13.233	0.667
26	1102	Michael Artlip	Penn State	4.900	8.300	..	13.200	0.700
27	1005	Kelton Christiansen	Oklahoma	5.300	7.900	..	13.200	0.700
28	714	Matthew Petros	Navy	4.600	8.566	..	13.166	0.734
29	1402	Jeremy Bischoff	Stanford	5.600	7.566	..	13.166	0.734
30	619	Fred Richard	Michigan	5.600	7.500	..	13.100	0.800
31	318	Tyler Shimizu	California	4.300	8.733	..	13.033	0.867
32	303	Collin Cunane	California	4.600	8.400	..	13.000	0.900
33	1002	Fuzzy Benas	Oklahoma	5.300	7.700	..	13.000	0.900
34	611	Paul Juda	Michigan	5.300	7.566	..	12.866	1.034
35	116	Oliver Zavel	Air Force	4.900	7.900	..	12.800	1.100
36	905	Chase Davenport-Mills	Ohio State	4.400	8.266	..	12.666	1.234
37	312	Noah Newfeld	California	4.400	8.166	..	12.566	1.334
38	907	Jacob Harmon	Ohio State	5.100	7.466	..	12.566	1.334
39	113	Erich Upton	Air Force	4.500	8.000	..	12.500	1.400
40	912	Kameron Nelson	Ohio State	4.700	7.733	..	12.433	1.467
41	305	Theodor Gadderud	California	4.100	8.300	..	12.400	1.500
42	1010	Brigham Frentheway	Oklahoma	4.900	6.933	..	11.833	2.067
43	1109	Michael Jaroh	Penn State	4.600	5.700	..	10.300	3.600







2024 NCAA Championships - Finals

Event Results - AA

Apr 20, 2024

Page: 1
Printed: 4/20/2024 8:55:14 PM

Men / 10
Session: 3

Rank	Num	Name	Gym							AA
1	1420	Khoi Young	Stanford	14.166	15.233	13.266	15.133	14.900	13.400	86.098
2	619	Fred Richard	Michigan	13.833	14.200	14.400	14.333	14.133	13.100	83.999
3	1002	Fuzzy Benas	Oklahoma	13.766	13.966	13.766	14.800	14.566	13.000	83.864
4	611	Paul Juda	Michigan	14.800	12.833	13.966	15.133	14.166	12.866	83.764
5	1110	Josh Karnes	Penn State	14.066	13.733	13.466	14.500	14.666	13.233	83.664
6	801	Taylor Christopulos	Nebraska	14.500	13.400	13.100	15.000	12.033	13.900	81.933
7	503	Tate Costa	Illinois	13.800	13.000	12.633	14.100	13.533	13.900	80.966
8	817	Sam Phillips	Nebraska	13.800	12.100	13.700	14.333	12.800	13.600	80.333
9	312	Noah Newfeld	California	13.900	13.333	13.333	13.800	13.200	12.566	80.132
10	113	Erich Upton	Air Force	13.900	12.733	12.500	14.600	13.700	12.500	79.933
11	1102	Michael Artlip	Penn State	14.066	13.133	12.633	14.466	12.266	13.200	79.764
12	912	Kameron Nelson	Ohio State	14.233	11.100	12.933	14.633	13.400	12.433	78.732
13	318	Tyler Shimizu	California	13.533	13.166	12.366	12.266	13.466	13.033	77.830
14	305	Theodor Gadderud	California	13.400	11.800	13.266	13.966	12.633	12.400	77.465