

U1

U2

U3

U4

U5

U6

U7

U8

# Smart Kids 2



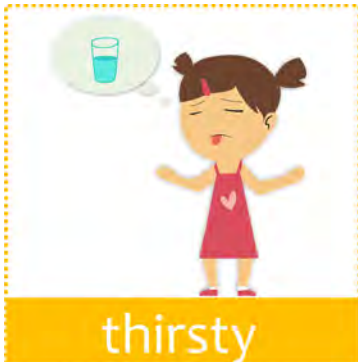


# Contents

<b>Unit 1</b>	I'm hungry!	4
<b>Unit 2</b>	I love nature!	14
<b>Unit 3</b>	Wild animals!	24
<b>Unit 4</b>	Pen and pencil!	34
<b>Unit 5</b>	How do you go to school?	46
<b>Unit 6</b>	The cat is in the box!	56
<b>Unit 7</b>	What are you doing?	66
<b>Unit 8</b>	Who is wearing blue pants?	78
	Progress Test	88

## Lesson 2 Learn with Me

### 1 Learn the new words.



### 2 Fill in the blanks.



① I'm \_\_\_\_\_.



② I'm \_\_\_\_\_.



③ I'm \_\_\_\_\_.




④ I'm \_\_\_\_\_.



Scan The QR Code

3 Learn the dialogue.



4 Trace the following dialogue.



What's the matter?  
I'm sleepy.

5 Complete the dialogues.



Mom: What's the matter?  
Annie: I'm \_\_\_\_\_.



Teacher: \_\_\_\_\_?  
Allen: I'm cold.

# Lesson 4 Phonics


1 Learn short **i** sound: **ip/ig/in/id**



**i** + **p** → **ip**      **i** + **n** → **in**  
**i** + **g** → **ig**      **i** + **d** → **id**

2 Let's sound out.

**i-p** says ip, ip...



**i-g** says ig, ig...



## Lesson 4 Say It Out (2)

### 1 Let's talk and learn.

Sam: Can I have your strawberries, Annie?

Annie: No, you can't. These strawberries are for Allen.  
But you can have my candies.

Sam: How many candies do you have?

Annie: 1 ... 13. I have thirteen candies.

Sam: Can I have 3 candies?

Annie: Yes, you can.

Sam: Thank you very much.



### 2 Learn the new words.



candy



strawberry

### 3 Learn the plural nouns: y—i+es



candy--candies



strawberry--strawberries



Scan The QR Code

4 Write the plural form of each word.

candy \_\_\_\_\_

goose \_\_\_\_\_

tooth \_\_\_\_\_

robot \_\_\_\_\_

rubber \_\_\_\_\_

strawberry \_\_\_\_\_


5 Learn a conjunction: **but**



I can sing **but** I can't draw.

I am happy **but** Sam is sad.

6 Complete the sentences by using the conjunction "**but**".



- ① Giraffes are tall but dogs are short.
- ② It's sunny on Thursday \_\_\_\_\_.
- ③ I like \_\_\_\_\_.

## Lesson 5 Review

1 Fill in the missing letters.



2 Match the words to the pictures.



- between
- on
- in front of
- next to
- behind
- in
- under

3 Fill in the blanks.

- -Where \_\_\_\_\_ the crocodile?
- It's \_\_\_\_\_ the monkeys.
  
- - \_\_\_\_\_ the tigers?
- \_\_\_\_\_ are \_\_\_\_\_ the giraffe and the crocodile.





### Lesson 4 Say It Out

1 Let's talk and learn.

Sam: What are you doing?

Annie: I'm doing homework.

Lucy: I'm reading a book.

Sam: Where is your mom?

Annie: She is in the kitchen.

Sam: What is she doing?

Annie: She is cooking.



2 Learn the new expressions.



read a book



do homework

3 Read and learn.



-What are you doing?  
-I am doing homework.



-What is she doing?  
-She is sweeping.



-What is he doing?  
-He is eating candies.



Scan The QR Code

4 Answer the question.



①



②



③

What are you doing?

- ① I'm \_\_\_\_\_ a book.
- ② I'm \_\_\_\_\_ homework.
- ③ \_\_\_\_\_.

5 Look and answer the questions.



-Is he reading a book?  
 - \_\_\_\_\_, he is \_\_\_\_\_.



-Is she playing football?  
 - \_\_\_\_\_, she is \_\_\_\_\_.



-What is she doing?  
 - \_\_\_\_\_.



-What is he doing?  
 - \_\_\_\_\_.

## Progress test

### 1 Fill in the letters.



h \_ t



sn \_ k \_



t \_ g \_ r



cr \_ yon



h \_ m \_



b \_ s



s \_ ck



dr \_ ss

### 2 Complete the dialogues.



**Annie:** Good morning, Sam.

**Sam:** \_\_\_\_\_, Annie. How \_\_\_\_\_?

**Annie:** I am \_\_\_\_\_ good.

**Sam:** \_\_\_\_\_ the matter?

**Annie:** \_\_\_\_\_ sad. I forgot my pencils.

**Annie:** Can I \_\_\_\_\_ your pencils?

**Sam:** \_\_\_\_\_, you can't. \_\_\_\_\_ you can use my crayons.

**Annie:** \_\_\_\_\_ crayons do you have?

**Sam:** I \_\_\_\_\_ fourteen crayons.

**Annie:** Can I \_\_\_\_\_ two?

**Sam:** \_\_\_\_\_, you \_\_\_\_\_.

**Annie:** \_\_\_\_\_ very much.

